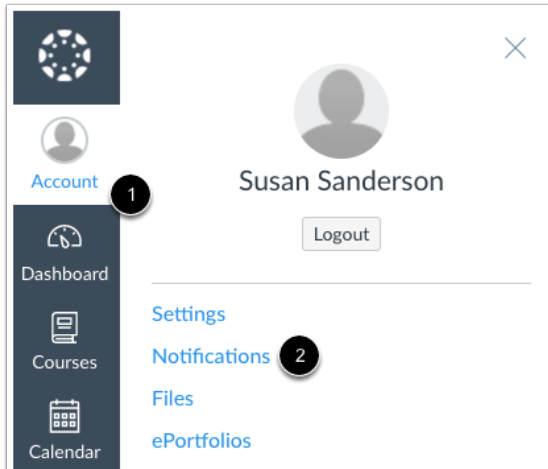


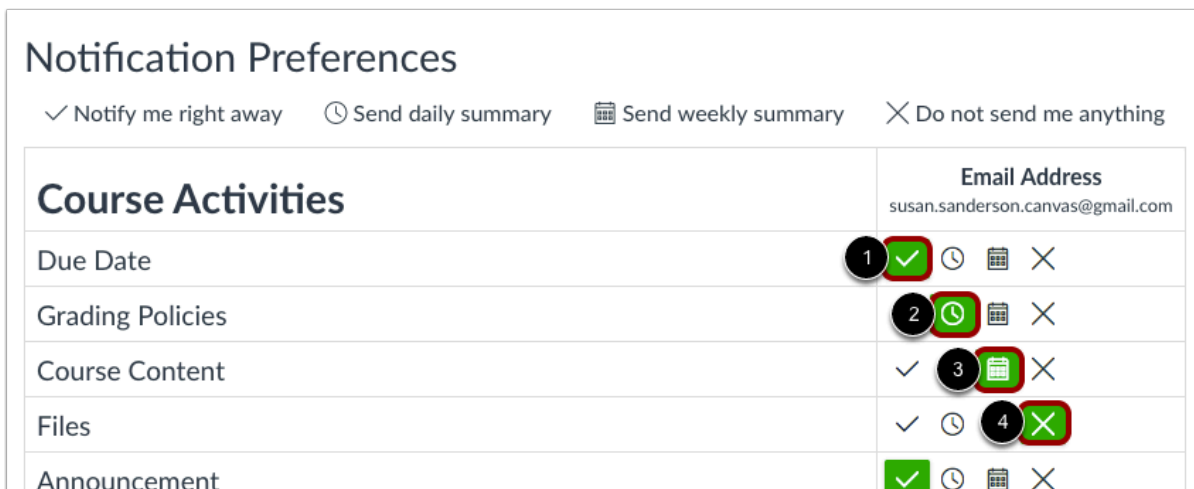


Open Notifications



In Global Navigation, click the **Account** link [1], then click the **Notifications** link [2].

Set Notification Preferences



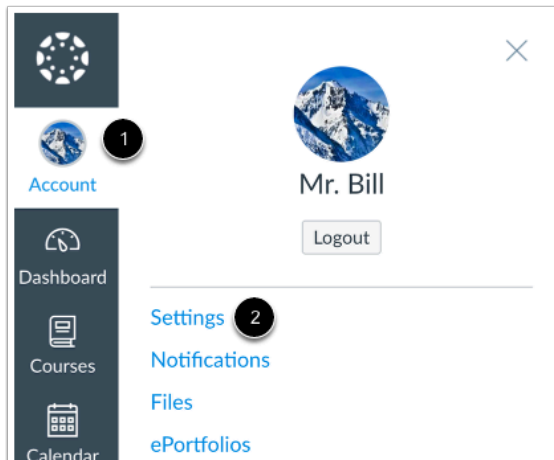
Each notification is set to a default preference. To change a notification for a contact method, locate the notification and click the icon for your preferred delivery type.

- To receive a notification right away, click the **check mark** icon [1]. *These notifications may be delayed by up to one hour in case an instructor makes additional changes, which prevents you from being spammed by multiple notifications in a short amount of time.*
- To receive a daily notification, click the **clock** icon [2].
- To receive a weekly notification, click the **calendar** icon [3]. The date and time of your weekly notifications are posted at the bottom of the notifications page.
- If you do not want to receive a notification, click the **remove** icon [4].



Canvas Parent Guide: Language Preferences

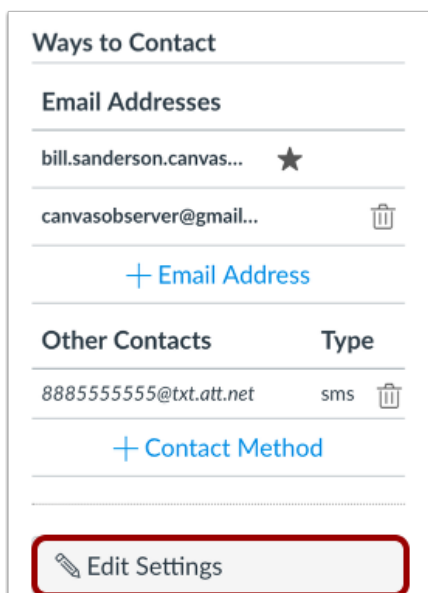
Open User Settings



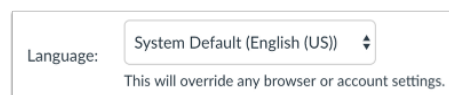
Click the **Account** link [1], then click the **Settings** link [2].

Edit Language

1. Click Edit



2. Choose Language



3. Click 'Update Settings'

