

Huddle Guide

for Children 4-6 years old

Hopekids Huddle Time (25-30 mins)

Week 2 (26 May 2019)

Big Point: I Thirst to Hear From God

God's Word: The Calling of Samuel (1 Samuel 3)

Memory Verse: God, you are my God. I seek you with all my heart. With all my strength, I thirst for you in this dry desert where there isn't any water. (Psalm 63:1)

Life Question: How do I answer when God speaks?

Preacher's/Teachers' Note: The focus of this week is to learn from how Samuel responded when God called. Even though he didn't first recognise God's voice at first, his heart was humble and willing to listen and obey. He was already humble to answer to Eli. He positioned himself to hear and obey from a place of humility, recognised God and responded to God. We want to be like Samuel who will say "Speak Lord, for your servant is listening." :)

MATERIALS HIGHLIGHTED IN YELLOW ARE Prepared by Prep Team
Huddle leaders prepare and ensure material in BLUE are ready

BEFORE SESSION:

Logistics and Prep Team:	Open the LINK and scroll down to week 2
Huddle Leaders:	<ol style="list-style-type: none">1. Read through this guide and Story Cards2. Collect Huddle Time Box and Materials from respective Storage areas3. Ensure all Huddle Time box, materials and stationery in box are sufficient and in order. <i>If not, inform your Room IC/Env. Leader!</i>4. Ensure craft materials are well-distributed to each Huddle Time box.

Welcome - huddle leaders/ volunteers to welcome ALL and especially NEW kids

Address each of them by name and affirm how their presence is important and valuable! Get other children to say hello to each other and especially to new kids! :)

Gather together in the mat/circle.

[Tune of London Bridge]

Make a circle, big, big, big, (spread out)

small, small, small, (squeeze together) big, big, big, (spread out)

Make a circle, small, small, small, (squeeze together)

now sit down!

Criss cross apple sauce, let's see whose sauce is yummy?

Yummy: Kids that are sitting properly

Kids that are not sitting properly → awww looks like some friend's apple sauce are not as yummy, shall we try to be more yummy? (Complement when they proceed to sit properly)

[Can get children to "taste" their friends' sauce]

ALRIGHT, we are going to have a new rule in our small group time! It's a very simple and easy rule and that is: **No talking when someone else is talking!**

→ So, if I, the teacher is talking, the rest of you have to be quiet to listen, so everyone can hear me.

→ If a friend is talking, the rest of you, including teacher have to be quiet to listen.

→ If you want to say something, you can raise your hands, like rule B in our BEST rules! :) Okay?

IF THERE ARE NEW FRIENDS:

There are new friends in our midst. In HopeKids, we value each and every friend we meet.

Let's go around and introduce your name to our new friends and give one another a hi-five.

→ **If time permits:** go one round to share each and everyone's names to our new friends and give a hi-five!

→ **If no time:** Ask the new friend for his/her name and everyone says hello!

Huddle Activity 1 - Recap and Link (15 mins)

(ensure kids understand and able to apply what preacher preached in small group setting)

Week 2 - [God Speaks to Samuel Story Cards](#)






· **What series are we in?**




→ Thirst!

· **What does "Thirst" mean?**

→ A feeling of wanting/needing to drink something

	<p>What did we learn last week? What story did we listen to?(LINK to next page)</p>
	<p>→ Jesus and a Samaritan woman</p> <ul style="list-style-type: none"> · What did we learn last week? Who do we thirst for? <p>→ I Thirst For God!</p> <p>Jesus is the way to get this living water.</p>
	<p>All who believe in Jesus will not thirst. Remember how we have a God-shaped hole in our heart? If we believe and receive Jesus into our hearts, we will all have our God-shaped hole in our hearts filled and have eternal life.</p> <p>Today, we watched and listened to another story.</p> <ul style="list-style-type: none"> · What story did we listen to? Who were the characters in the story? <p>(LINK to next page)</p>
	<p>→ The Calling of Samuel.</p> <ul style="list-style-type: none"> · Which is Samuel/Eli? <p>[Book Interaction]</p> <ul style="list-style-type: none"> · What is their relationship? <p>→ Teacher and student</p> <p>Yes, Samuel was sent to live in the temple with Eli, to learn how Eli served God.</p>
	<p>During those days, to hear God speaks was rare; not many people hear from God or see visions given by God.</p> <ul style="list-style-type: none"> · But for Samuel, did he hear God speak? How is he able to hear God speak? (LINK to next page) <p>Let's find out!</p>
	<p>One night, tired Eli went off to his bedroom to sleep.</p> <ul style="list-style-type: none"> · Where is Eli? Can you see him? <p>[Book interaction]</p> <p>Were the lights off? → No, it was still shining.</p> <p>And Samuel. Was he also tired? Look at both their eyes. Their eyes are all droopy...→ Yes</p> <ul style="list-style-type: none"> · What is this? (Point at the ark) <p>→ The ark of God.</p> <ul style="list-style-type: none"> · Samuel was lying down near the ark of God.

	<p>This is when things got very exciting. Samuel suddenly heard someone calling him. (in DEEP voice,) "Samuel!"</p> <p>How did Samuel react? Who did Samuel thought it was?</p>
	<p>Samuel straight away ran to Eli and said "Here I am; you called me".</p> <p>Is Samuel a good and obedient boy? → Yes</p> <ul style="list-style-type: none"> · Who did Samuel thought it was? → He thought it was Eli · Why will he think it is Eli? → Because in those days, to hear God speaks was rare. · If Samuel was not obedient, would he go to Eli? → No, he will just continue sleeping. · What did Eli say? → "I did not call you; go back to sleep" · But did the voice stop? → No.
	<p>The voice spoke again "Samuel" and Samuel got up again</p> <ul style="list-style-type: none"> · And what did he do? → He ran to Eli and said "Here I am; you called me" · Was it Eli? → No. Eli said "I did not call you; go back to sleep" · How did Samuel feel? Was he angry? Like someone keep calling you but actually it is nothing. <p>He might be confused. But nothing stops him from responding when he was called. He was obedient and humble to listen.</p> <ul style="list-style-type: none"> · So who was it? → God · But did Samuel know it is God? → No. · Why? <p>When your daddy or mummy call you, or your teacher calls you in school, can you tell who is the one calling you? How do you know who called you? It is because you recognise their voices, right?</p> <p>Samuel, he never heard God's voice before. It was not known to him. He is unable to recognise God's voice.</p>
<p>N.A.</p>	<p>ROLE-PLAY:</p> <p>Now all of us are Samuel. Let's lie down and when the voice calls.</p> <ul style="list-style-type: none"> · What are you to do? → Get up and say to Eli "Here I am; you called me"

	(Practice a few times)
	<p>Narrator: So Samuel went back, lie down and again the voice called “Samuel”.</p> <p>[Children are to get up and say to the puppet “Here I am; you called me”]</p> <ul style="list-style-type: none"> · This time, did Eli reply the same thing to Samuel? → No. <p>Eli realized that God was calling Samuel.</p> <ul style="list-style-type: none"> · What did Eli tell Samuel to do? → Lie down and if God calls again... · What should Samuel say? → “Speak, Lord, for your servant is listening” <p>We are Samuel, let’s practice saying “Speak, Lord, for your servant is listening”</p> <p>(Practice a few times)</p>
	<p>Let’s lie down again like what Samuel did. And God spoke! “Samuel. Samuel”</p> <ul style="list-style-type: none"> · How did Samuel react this time? → He said, “Speak Lord, for your servant is listening..” · What did God reply? → God told Samuel what he will do and thereafter God used Samuel to tell His Words to others. God showed himself to Samuel through his word. · After that, when God speaks, do you think Samuel knew that it was God speaking? → Yes
	<ul style="list-style-type: none"> · Yes, and God was with him and as Samuel grew up, he could always hear God because he was humble to listen and obey what God said to him. · Do you want to hear God speaking to you? → Yes · Do we want to be used by God to do great things like Samuel? → Yes <p>Let’s have a humble and obedient heart like Samuel and thirst to hear God! He listened, and heard when God called and was humble to obey God’s call. Let’s pray together!</p>

Pray - 1 min (not too long, keep it short for younger kids - 1 idea per phrase!)

Dear Jesus,

I pray for an open heart
And for open ears to listen
Speak to me
For I am listening

In Jesus' name, Amen!

Huddle Activity 2 - 10 mins

(craft time)

CRAFT: *Speak Lord, I'm Listening Ears*



Alright HopeKids. How many of you want to be like Samuel, having a heart that is ready to obey and ears ready to listen to God?


Yes, so todayyy, we are going to create some BIGGGGG LISTENING EARSSSSS! *show ears paper*

1. First, everyone should receive two ears and two papers. (Give out)
2. Paste the ears on the coloured papers using glue!



Alright, great job. Next, you are going to:

1. First, write your name at the back of the coloured papers
2. Then you can colour your BIGGGGG Listening ears! You can colour in anyyyyy colour you want!
→ Allow kids to colour :)



Okay, now you are going to link your two ears together using these furry pipe cleaners! *show and let kids feel*.

1. Everyone will get one pipe cleaner
2. Then you will paste your ears on each side using scotch tape, alright? :)
3. Last, you fold the flaps in...
4. Ta-da! Now you have BIGGGGG LISTENING EARSSSSS and you can wear them on!



Pack Up - 3 mins

AFTER SESSION - Huddle Leaders To ensure:

1. Stationery is still available
 - a. Glue sticks/double sided tape
 - b. Colour pencils are sharpened
 - c. Sharpeners and scissors in working condition
 - d. Markers and pen have ink and still working
2. Pack all extra materials neatly to be returned
3. Gather all printouts to be returned
4. Keep all Huddle Materials and place things to be returned in respective box that is labeled "To be Returned"
5. Return all boxes to respective storage areas