







## CEP 6 Stages Reflection Notes

Instructions: The chart below has been partially completed to list some of the process and the products for the different stages of the CEP. Record notes for each stage's process and products.

Some things you can include in your notes are:

- What you liked and didn't like
- Challenges you or the group faced
- Unexpected or important findings
- Work you were proud of
- Things you would have liked to have done differently
- Anything else memorable about this stage of the project

Stage	Process	Products
Stage 1: Examine 	Brainstorm, Interview ● ● ● ●	List of community problems ● ● ● ●
Stage 2: Identify 	Create short list, Research, Present, Build consensus ● ● ● ●	Rank-choice voting results, Presentations, Focus Topic ● ● ● ●
Stage 3: Research 	Learn about root causes, Research, Present ● ● ● ●	Research notes, Presentation ● ● ● ●
Stage 4: Plan 	Develop a goal, Identify targets & tactics, Develop & Present action plans ● ● ● ●	Action Plan ● ● ● ●
Stage 5: Action	Implement the action plan ●	The tactics in action ●

	<ul style="list-style-type: none"><li>•</li><li>•</li><li>•</li></ul>	<ul style="list-style-type: none"><li>•</li><li>•</li><li>•</li></ul>
<p>Stage 6: Reflect</p> 	<p>That's what we're doing now.</p>	<p>The Civics Showcase</p>