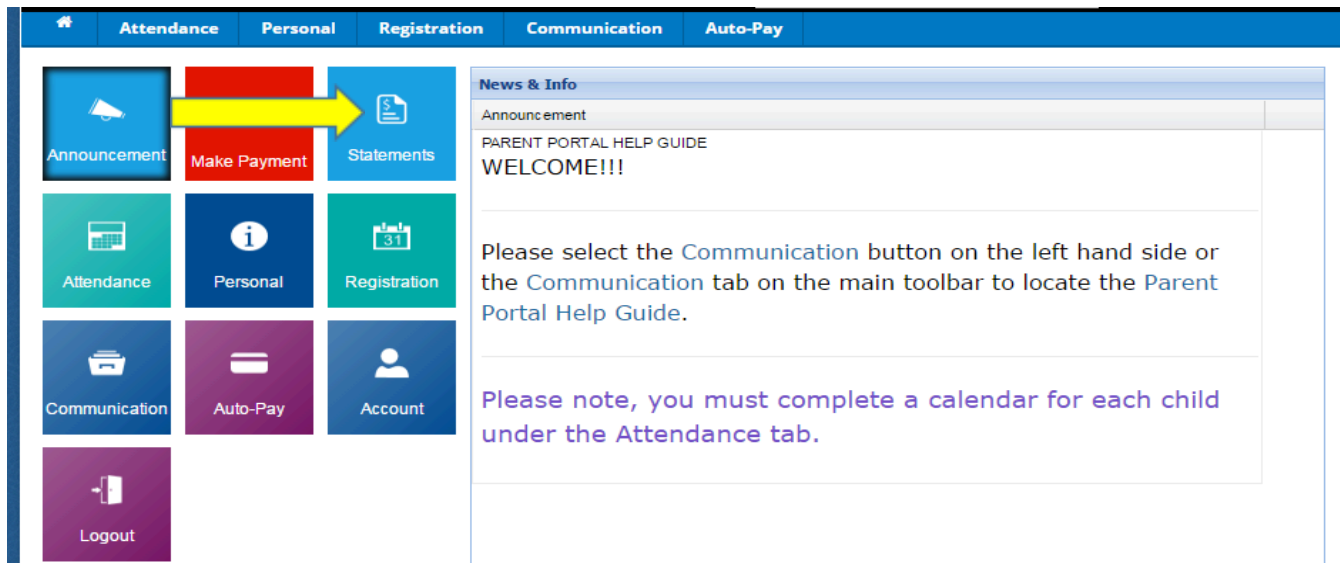
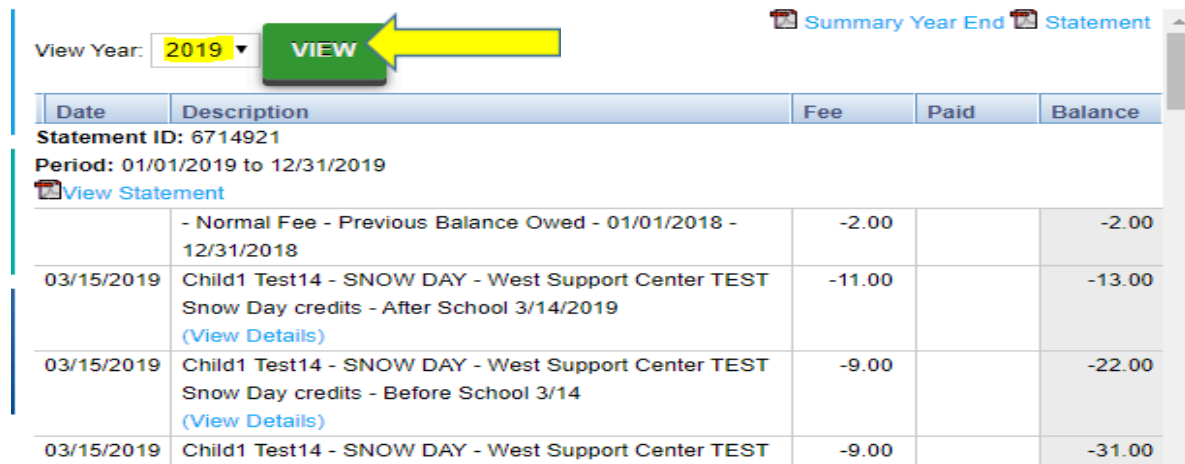


ACCESING TAX STATEMENTS IN PARENT PORTAL


1. From the home screen in the SchoolCare Works Parent Portal, click on the box labeled STATEMENTS.


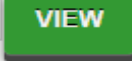


2. Then, change the VIEW YEAR to the specific year you need, and click VIEW.



3. Once the information displayed reflects the correct year, click SUMMARY YEAR END and save or print the PDF.



View Year: 2019  

Date	Description	Fee	Paid	Balance
------	-------------	-----	------	---------

Statement ID: 6714921

Period: 01/01/2019 to 12/31/2019

 [View Statement](#)

	- Normal Fee - Previous Balance Owed - 01/01/2018 - 12/31/2018	-2.00		-2.00
03/15/2019	Child1 Test14 - SNOW DAY - West Support Center TEST Snow Day credits - After School 3/14/2019 (View Details)	-11.00		-13.00
03/15/2019	Child1 Test14 - SNOW DAY - West Support Center TEST Snow Day credits - Before School 3/14	-9.00		-22.00