

Work Pack - 30/03 - 03/04

Hi guys,

Hope all is going well. We have given below a suggested scheme of work for this week. We have included work for the three core subjects (Literacy, Maths and Irish) and SESE (History, Geography and Science). We ask that you do the work given for these four subjects each day, **as much as is possible. If you feel that there is too much, differentiate it for your child by only getting them to do certain parts of each subject.**

Another important aspect that we know all of you are trying to do is to keep the kids active. Sinead already sent out this link, but **Joe Wick is doing PE lessons every morning at 9am** every morning and if possible, this would be great to do with the kids. I was killed yesterday morning doing it so he definitely puts you through your paces!! Here is the link;
<https://www.youtube.com/channel/UCAxW1XT0iEJo0TYIRfn6rYQ>

At the bottom of our list we have some other recommended activities that we have put together. These are nice activities to do with art, PE, SPHE etc.

We will be explaining each subject first and then we will give you a daily lay out of the work we would like you to undertake each day. **Please do not feel under any pressure to get all of the tasks completed, however we do ask that you give them ago to the best of your ability.**

Thanks guys,

Brian and Rachel.

English;

- There are a couple of parts to each English section per day.
- Throughout the week there will be a mix of spellings, grammar, writing, reading, oral language, phonics and comprehension.

Maths;

Below you will find a plan laid out for maths. Every day can you please complete the three parts. we will lay out a lesson for each day in part 3. Again, you can only do what you can at home so if there is anything on this that you cannot do, don't worry too much. If any help is needed you can email and ask.

1. Tables Champion;

One part of the next blank week's Tables Champion each day. Set a timer for your child if you want to make it more of a challenge!

2. Master Your Maths;

One day to be done each day of the next blank week. The corresponding test to be done on Friday.

3. Daily Lesson.

Irish;

I have attached a step by step process to download the Bua Na Cainte programme. Could you please do this. It only works on a mac or PC.

To access Bua na Cainte's interactive programme at home, for a limited period, please follow the instructions below.

1. Go to www.edco.ie/bua
2. Select the file which suits your computer PC or MAC
3. Select the Class Level you require, and then click on it to start a download of the file.
4. Once the download has completed, click on the file to install and follow the on-screen instructions.
5. A Bua na Cainte icon will appear on your desktop. Once you select this icon a login page will open where you will need to enter the details included below.

The login details below can be used for all class levels. Please note that Bua na Cainte only works on PC and Mac computers.

Login: trial

Password: trial

If you are not able to access Bua Na Cainte I will also attach different pieces of work to do, one per day.

SESE; [History, Geography and Science]

As we are learning about Plop in Literacy this week for SESE we are going to look at Owls, you are going to create a fact file on Owls, learn about their life cycle and how to draw one.

Monday:

Literacy - 1. Spellings 2. Phonics 3. Writing 4. Reading.

Sound of the week: 'y' - says 'i'

Spellings:

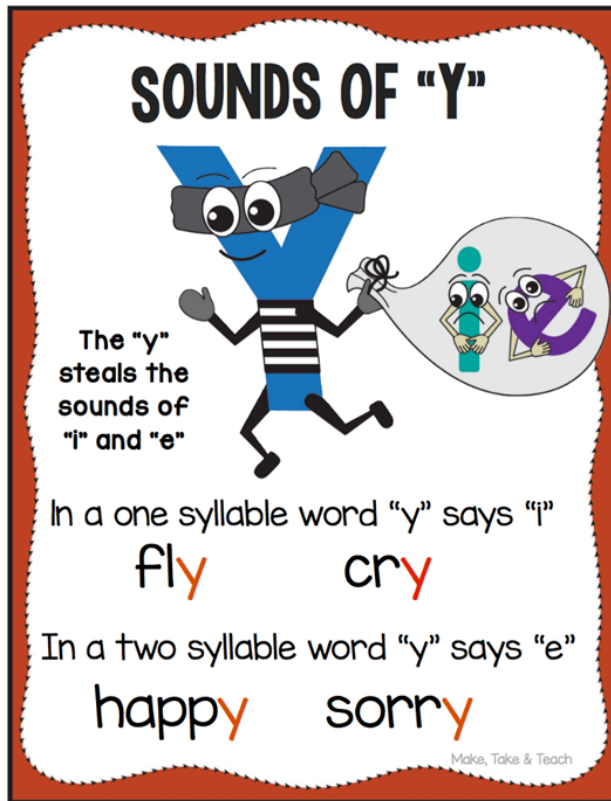
Fry
Dry
Sky
Crying
Trying
Flying
Myself
Sit
More
Before

Spellings:

- Read through your spellings
- Write them out on a separate sheet of paper and stick them on your fridge.

Phonics: Watch the video: <https://www.youtube.com/watch?v=vtbqXjsoejl&t=1s>

- Learn the rule:

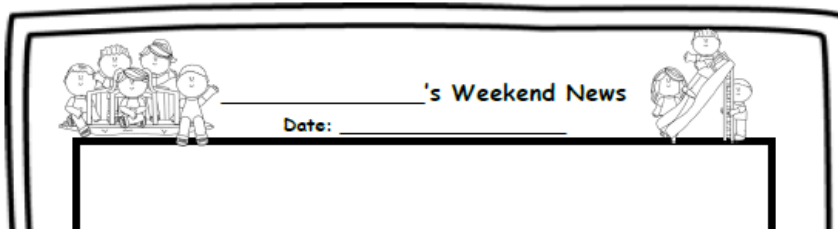


Writing: My News

- Tell us about what you have been getting up to at home, we would love to hear your stories!
- Have you watched any movies? Name them. Did you like the movie? Why?
- Have you created any art work?
- Have you been cleaning your room in the morning, making your bed?
- Have you built any lego creations?
- Are you doing any activities like Joe Wicks PE or Go Noddles? Do you like it?

What We Are Looking For: WALT

- Order - First - Next - Then
- Capital letters in the right places
- Full stops at the end of a sentence
- Neat handwriting
- A coloured in picture
- You can use the template below or write and draw your news on paper you have.



Reading:

Most of you should be on Chapter 3 of The Owl Who is Afraid of the Dark. If you are not, continue reading from where you are, you can still use the template to ask yourself a question.

Reading Strategy - Self Questioning - I wonder...?

Before you start reading Chapter 3 - Dark is Fun or the next section you are on ask yourself some Wonder Questions - e.g. I wonder will Plop learn how to land properly in this chapter? I wonder will he stop being afraid of the dark in this chapter? **What is your Wonder question?**

Questioning

I am learning to ask questions to learn more about a text.

Book title:





Now read the 1st three pages of Chapter 3. Make a list of any new words and if you don't understand them look them up in a dictionary or ask an adult.

Maths [Subtraction]:

1. Play train game [<https://www.topmarks.co.uk/maths-games/mental-maths-train> Select addition and then subtraction - choose levels as appropriate.
2. Discuss the words 'less, greater and fewer'. Put these into word problems and ask children to answer. Examples at this webpage; <https://www.khanacademy.org/math/early-math/cc-early-math-add-sub-20/cc-early-math-word-problems-more-fewer-20/e/addition-and-subtraction-word-problems-within-20--level-3>
3. Written activity [find picture attached] This can be done by printing off the page or just writing on a piece of paper or a copy that you have at home.

Subtraction 3

1. Ciara  Cathy 

(a) Ciara has flowers. (b) Cathy has flowers.

(c) has more flowers than .

(d) has fewer flowers than .

2. (a) 16 is more than 9 by . (b) 16 is more than 9.

To find the answer, we can move **forward** from 9. To find the answer, we can move **back** from 16.

Move **back** on the number strip to do the following.

1 2 3 4 5 6 7 8 9 10 11 12 13 14 15 16 17 18 19 20

3. (a) 17 is more than 11 by . → 17 is more than 11.
 (b) 19 is more than 12 by . → 19 is more than 12.
 (c) 20 is more than 10 by . → 20 is more than 10.
 (d) 18 is more than 6 by . → 18 is more than 6.

Complete these.

4. (a) 19 is **greater** than 12 by . (b) 18 is **greater** than 15 by .

19 - 12 = 18 - 15 =

(c) 13 is **fewer** than 20. (d) 7 is **fewer** than 18 by .

20 - 13 = 18 - 7 =

STRAND: Number STRAND-LEVEL: ELEMENT Operations - Subtraction DIFFERENTIAL
 LANGUAGE Subtraction, take away, forward, backward, more, fewer, less, greater

107

The most important thing to know by the end of this lesson is what the terms fewer, more and greater mean and identifying how to use this knowledge in a question.

Gaeilge:

Play around with Bua Na Cainte. The children are excellent on this programme and will know what to do. Go to the 'siopadoireacht' section and look around this part. If at all possible could you go through ceacht [lesson] 1. [Play video or videos - the speech bubble - first then do activities - the controller - based on video]

OR

Na Siopaí

Tá Mamai sa siopa glasraí.

Tá Daidí sa siopa spóirt.

Sue
Tá Sue sa siopa ceoil.

Tomás
Tá Tomás sa siopa bréagán.

CEISTEANNA

- 1 Cá bhfuil Mamai?
(Where is Mammy?)
- 2 Cá bhfuil Daidí?
(Where is Daddy?)
- 3 Cá bhfuil Tomás?
(Where is Tomás?)

FOCLÓIR

na siopaí the shops
siopa glasraí vegetable shop
siopa spóirt sports shop
siopa ceoil music shop
siopa bréagán toy shop

SEACHTAIN 10 • LÁ 1 37

There are free audios of each page of leigh sa bhaile;

- Go to <https://my.cjfallon.ie/dashboard/student-resources>

- Select primary, select 1st class, select Gaeilge, select Leigh sa Bhaile, Select Leigh sa bhaile Leabhar A and finally select audio.
- You will need to go to the correct audio. The correct audio for the one above will be labelled Léigh sa Bhaile A - Rian/Lch 37.
- Click the eye button and the audio should start to play.

SESE:

Watch this introduction to Owls: <https://www.youtube.com/watch?v=m0XgSrdYQRY>

Read the text below and complete the fact file underneath.

Barn Owl

Some barn owls are nocturnal but also they can be seen at sunset or early morning. They have a white, heart-shaped face and a white chest with small brown spots. Their back is tawny, marked with black and white spots. They are a similar size to a small cat.

Fascinating Facts

Barn owls make a screeching noise, not a hoot like the tawny owl.

Baby owls are called owlets.

Where Do They Live?

Barn owls live in a range of habitats including farm buildings, dovecotes, church towers, hollow trees and cliff sites. Some owls prefer to live in the open grasslands, farmlands and woodlands that are no more than 2,000 metres high. Some of these species are also found along the edges of woods.



What do they eat?

Barn owls eat mainly small mammals like voles, shrews, rats and mice. Sometimes they eat birds, insects and even frogs. On average, a wild barn owl eats about 4 small mammals per night, that's 1,460 per year.

Staying Safe

If they feel threatened, they will squint their eyes, spread their wings and sway their head back and forth, while hissing. If this does not stop their attacker, the barn owl will lie on its back and protect itself with its sharp talons.

Owl Fact File

Find out about a species of owl and then complete the information about it.

What species of owl is it? _____

How big or heavy is it? _____

What does this owl eat? _____

Where does this owl live? _____

What other interesting facts can you find out about this owl? _____

What does this owl look like?
Draw a picture here.



Tuesday;

Literacy - 1. Spellings 2. Handwriting 3. Phonics 4. Reading/Writing

Spellings:













House icon

Name _____

Birdie Bubbles

Directions: Write a spelling word in each box below using fancy bubble letters.

Word List	dry	fry	sky	trying	crying
	flying	myself	more	sit	before

 sample 
 
 
 
 
 

© A Teachable Teacher, LLC







Instead of printing the sheet you can bubble write your spellings on seperate sheet.

Handwriting: Next page in your handwriting book

Phonics - 'Y' says 'i' complete activity

A. Write the correct **initial** blend for each **y** word.


sk cr fr dr fl st

 sk y	 _ _ y	 _ _ y
 _ _ y	 _ _ y	 _ _ y

B. Write ✓ or ✗ for each sentence.

1. The pig will try to pass his test.

The pig is happy in his sty.


☐
☐

2. Daddy is going to try to fry the eggs.

Mammy can see a fly on the holly.


☐
☐

3. There was a big bang and the baby began to cry.

It is a sunny day so my dress will dry.


☐
☐

4. Tom is going to try to tidy his messy room.

I can see a bird flying in the sky.


☐
☐

Reading/ Writing:

Read the next three pages in The Owl Who Was Afraid of the Dark.

Complete the below activity:

Meet the Characters - Plop

Use the word bank to write about Plop.

mummy	barn	owl	top
fluffy	field	ruff	baby
dark	daddy	tree	enormous
knackety	fat	eyes	heart-shaped
knees	beautiful	afraid	round

Now draw Plop and his family!

Maths: [Subtraction]

1. Discuss the minus sign - subtract, take away, what's the difference, how many are left?
2. Watch video based on the minus sign; https://www.youtube.com/watch?v=rqiu_xcvSk4
3. Practise subtraction sums **using** a number line, the count back method. Please find sums; [number line - choose up to 20 - <https://www.topmarks.co.uk/Flash.aspx?f=NumberLinev5>]
 - a. $14 - 1 =$
 - b. $17 - 3 =$
 - c. $9 - 8 =$
 - d. $15 - 5 =$
 - e. $12 - 6 =$
 - f. $20 - 11 =$
 - g. $15 - 13 =$
 - h. $17 - 9 =$
 - i. $8 - 5 =$
 - j. Challenge; $27 - 14 =$

The most important things to know by the end of this lesson is how to subtract using a number line and how to identify subtraction words.

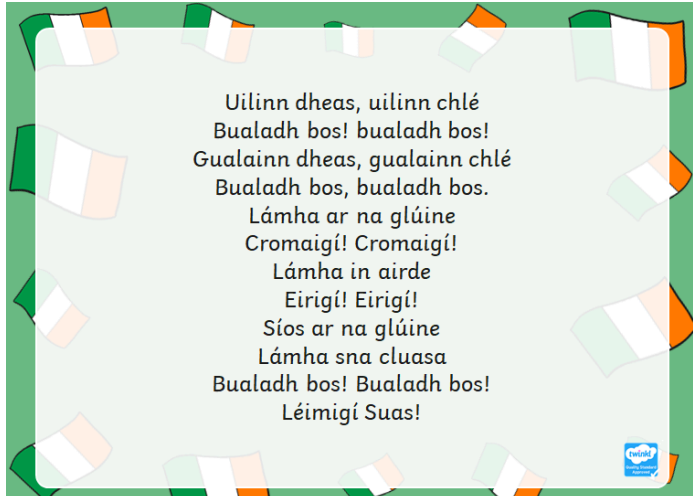
Gaeilge:

Ceacht [lesson] 2 - Bua na cainte. [Play video first, then do activities based on video]

OR

Learn this song and dance - The Gealic Haka -

<https://www.youtube.com/watch?v=3QWJMZrhiGw>



Phonologically and in english;

Ilann deas, ilann clay [right elbow, left elbow]
Boo-la bus, boo-la bus [clap, clap]
Goo-lan deas, goo-lan clay [right shoulder, left shoulder]
Boo-la bus, boo-la bus [clap, clap]
Law-va air na gloo-nya [hands on your knees]
Crom-a-gee, crom-a-gee [bend down, bend down]
Law-va in ard [hands up high]
Eye-rig-ee, eye-rig-ee [jump up, jump up]
She-us air na gloo-nya [down on your knees]
Law-va sna clew-a-sa [hands on your ears]
Boo-la bus, boo-la bus [clap, clap]
Laym-i-gee sewas [jump up]

SESE:

Look at the powerpoint on the Life Cycle of the Owl:

<https://www.twinkl.ie/resource/cfe-sc-50-barn-owl-life-cycle-powerpoint>

Complete the task below:

You can orally complete the task below by telling an adult about the life cycle of an owl.

Owl Life Cycle

Cut and stick the pictures to show the life cycle of a barn owl. Match the text to each picture.



twinkl.co.uk

Fledgling

Barn owls fledge or grow wings and feathers for flying at 10 weeks.



twinkl.co.uk

Egg

A female barn owl will lay 5 to 10 eggs. Only 1 or 2 will hatch out.



twinkl.co.uk

Eggs hatch

After 32 days, the eggs hatch.



twinkl.co.uk

Adult barn owl

Barn owls mate for life and live for around two years.

Photos courtesy of Klaus Rastinger, Gerhard Cammerer and Aluminium (@commons.wikimedia.org) and Kristina_Servant and viadob (@flickr.com) - granted under creative commons licence - attribution

Wednesday:

Literacy - 1. Spellings 2. Free writing 3. Phonics 4. Reading 5. Grammar/Writing

Spellings:

Put your spellings into sentences - One spelling word per sentence.

Remember to use capital letters and full stops in your sentences

Neat handwriting

Use adjectives (describing words) to make your sentences interesting

You can use
this template
or write the
sentence out
in a copy or
on a sheet. :-)

Name																					
	<h1>Eggy Asking Sentences</h1>																				
Directions: Create an asking sentence for each spelling word. Write it on the lines below. Don't forget the question mark!																					
Word List	<table border="1"><tr><td>dry</td><td>fry</td><td>sky</td><td>trying</td><td>crying</td></tr><tr><td>flying</td><td>myself</td><td>more</td><td>sit</td><td>before</td></tr><tr><td></td><td></td><td></td><td></td><td></td></tr><tr><td></td><td></td><td></td><td></td><td></td></tr></table>	dry	fry	sky	trying	crying	flying	myself	more	sit	before										
	dry	fry	sky	trying	crying																
	flying	myself	more	sit	before																
1. _____																					
2. _____																					
3. _____																					
4. _____																					
5. _____																					
6. _____																					
7. _____																					
8. _____																					
9. _____																					
10. _____																					
© A Teachable Teacher, LLC																					

Free Writing: Start your own writing diary - Write about anything you want to write about for 15mins. Set a timer. You can be as creative as you want.

Phonics - 'Y' says 'i' complete activity

Reading:

Read the next three pages you are at in The Owl Who Was Afraid of the Dark. Do not go past Chapter 4. If you are finished to the end of Chapter 4 you can use this time to read your own book.

Grammar/Writing:

Adjectives - are describing words. The **cute** dog ran after the **red** ball. Cute describes the dog and red describes the ball.

Write three sentences to describe the picture below lots of different adjectives.

You can print it out and write the sentences below or you can just write your sentences on another sheet.



Maths: [Tens and Units]

Wednesday [Tens and Units];

1. Game - using a deck of cards draw two cards [e-version - <http://en.castlots.org/playing-cards-generator/>]. Whoever makes the biggest or the smallest number wins a point. Don't use face cards. You can choose either biggest or smallest before each round. If possible, the children could write their number on a notation board or abacus. They can draw these. See examples of both below.

t	u

58

t	u

- Discuss each round using mathematical language such as;
- What was the tens number?
 - What was the units number?
 - How many units are in ___?

2. Worksheet;

Tens and units – To 99

Count. Write. Draw.

1.

t	u
●	
●	
●	
●	
●	
●	●
●	●
●	●
●	●
●	●

→

$60 + 2 = \square$

→

t	u
●	
●	
●	
●	
●	
●	●
●	●
●	●
●	●
●	●

2.

t	u
●	
●	
●	
●	
●	
●	●
●	●
●	●
●	●
●	●

→

$50 + \square = \square$

→

t	u

3.

t	u

→

$70 + 3 = 73$

→

t	u

4.

t	u

→

$\square + \square = \square$

→

t	u
●	
●	
●	
●	
●	
●	●
●	●
●	●
●	●
●	●

5.

t	u
●	
●	
●	
●	
●	
●	●
●	●
●	●
●	●
●	●

→

$\square + \square = \square$

→

t	u

6.

t	u

→

$\square + \square = \square$

→

t	u
●	
●	
●	
●	
●	
●	●
●	●
●	●
●	●
●	●

116

STRAND: Number STRAND UNDEVELOPMENT: Place value

LANGUAGE: Count, write, draw; tens, units, notation board, abacus, expanded form

The most important thing to know by the end of this lesson is the value of tens and units up to 99. Kids are very good at this already.

Gaeilge:

Ceacht [lesson] 3 - Bua na cainte. [Play video or videos first then do activities based on video]

OR



There are free audios of each page of leigh sa bhaile;

- Go to <https://my.cjfallon.ie/dashboard/student-resources>
- Select primary, select 1st class, select Gaeilge, select Leigh sa Bhaile, Select Leigh sa bhaile Leabhar A and finally select audio.
- You will need to go to the correct audio. The correct audio for the one above will be labelled Léigh sa Bhaile A - Rian/Lch 38.
- Click the eye button and the audio should start to play.

Thursday:

Literacy - 1. Spellings 2. Handwriting 3. Reading 4. Wordsearch

Spellings





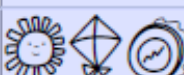





You can print out the sheet or write the words on another sheet.



Name _____

Chirping Chick Codes

Directions: Crack each code to figure out the spelling word.
Write the beginning sound of each picture to crack the code.

Code	Spelling Word
	
	
	
	
	
	
	
	
	
	

Handwriting: Next page in your handwriting book

Reading: Read the next two pages of The Owl Who Was Afraid of the Dark.

Wordsearch: Complete the Wordsearch.

The Owl Who Was Afraid of the Dark

b o r i o n f o q
v z s d a r k t y
y v h j o b b u k
a m z l a p l o p
u l m r v q y c m
l g n u x n b s f
w t a f m g n y m
o b n w u f f u r
f l u f f y h p l

barn
owl
plop
fluffy
mummy

scout
Orion
fat
ruff
dark

1. Watch video and discuss the words 'heavier' and 'lighter';
<https://www.youtube.com/watch?v=bULgZSFOV98>
2. Find one object that weighs a kilogramme [bag of sugar or a bag of flour]. Discuss this and ask what weighs the same.
3. Make a list of things that you think are **almost the same as a kilogramme, lighter than a kilogramme and heavier than a kilogramme** that you have in your house and can check. 3 objects in each list is enough. Now go and check to see if you were right!

The most important thing to know by the end of this lesson is what heavier and lighter mean and the term kilogramme and how much a kilogramme weighs.

Gaeilge:

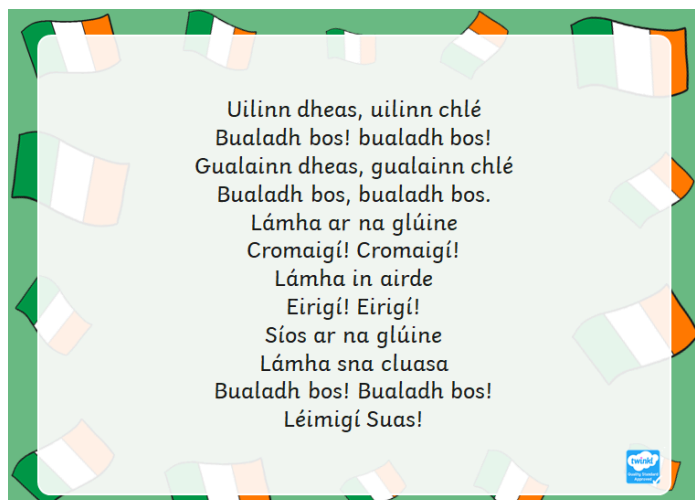
Ceacht [lesson] 4 - Bua na cainte. [Play video or videos first then do activities based on video]

OR

Learn this song and dance - The Gealic Haka -

<https://www.youtube.com/watch?v=3QWJMZrhiGw>

Other activity;



Phonologically and in english;

Ilann deas, ilann clay [right elbow, left elbow]

Boo-la bus, boo-la bus [clap, clap]

Goo-lan deas, goo-lan clay [right shoulder, left shoulder]

Boo-la bus, boo-la bus [clap, clap]

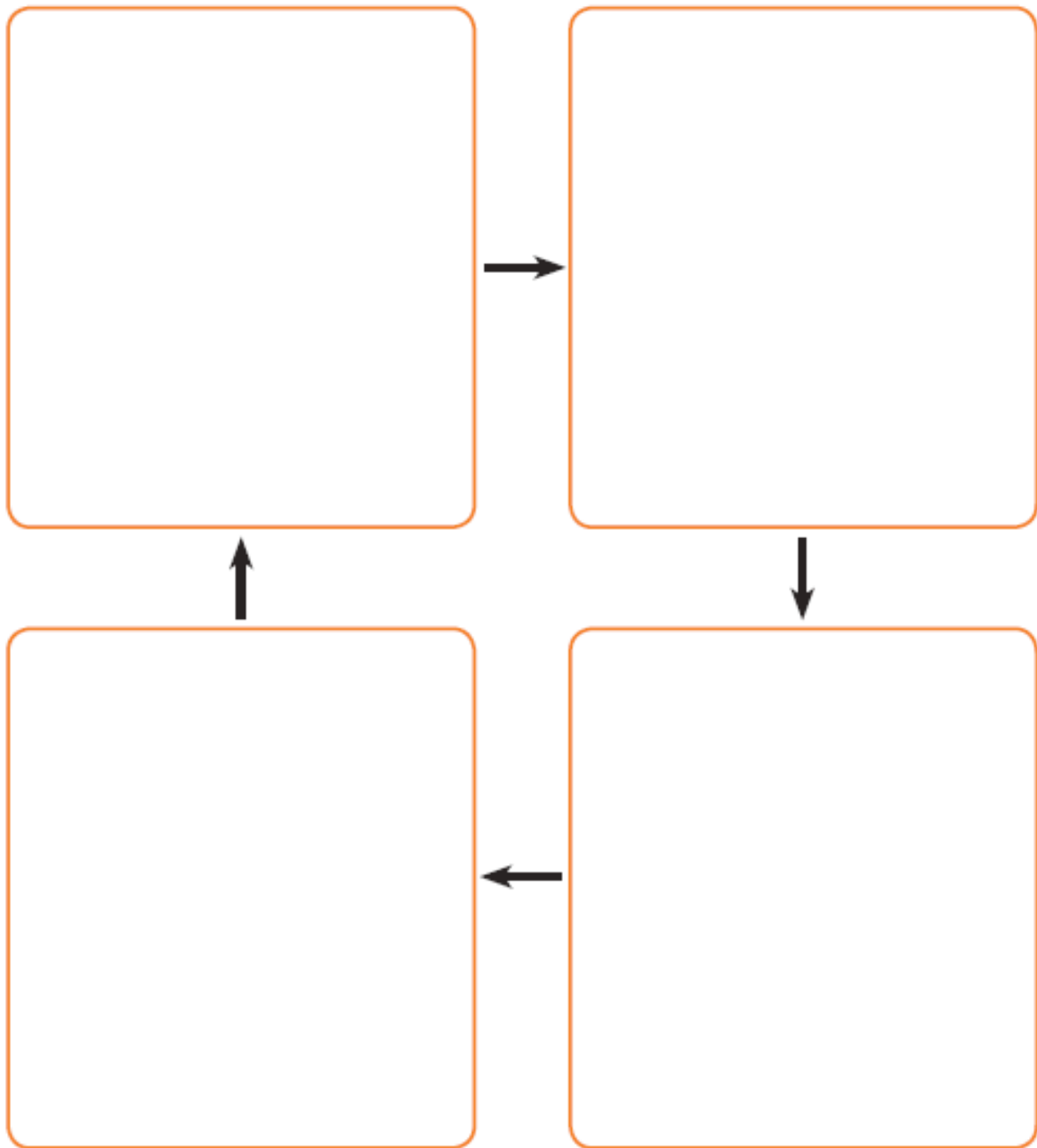
Law-va air na gloo-nya [hands on your knees]
Crom-a-gee, crom-a-gee [bend down, bend down]
Law-va in ard [hands up high]
Eye-rig-ee, eye-rig-ee [jump up, jump up]
She-us air na gloo-nya [down on your knees]
Law-va sna clew-a-sa [hands on your ears]
Boo-la bus, boo-la bus [clap, clap]
Laym-i-gee sewas [jump up]

SESE:

Explanation writing linked with SESE:

Draw and write about the Life Cycle of an Owl. Use information you learned to complete the task.

The Life Cycle of an Owl



Friday:

Literacy - 1. Spellings 2. Reading 3. Comprehension Questions 4. Free Writing

Spellings:

Get a family member to test your spellings - we will be asking what you got in the quiz! :-)

Finish reading Chapter 3 of The Owl Who Was Afraid of the Dark. If you have finished you can use this time to recap over Chapter 3 to answer the questions below.

Complete the comprehension questions on Chapter 3 of The Owl Who Was Afraid of the Dark.

Chapter 3: Dark is Fun

1. Why was Plop too busy to go hunting?

Plop was too busy to go hunting because _____

2. What did the boy think Plop was?

The boy thought Plop was _____

3. What kind of fire was the boy guarding?

He was guarding _____

4. How old did the boy say you had to be to become a Boy Scout?

The boy said you had to be _____

5. What did the Boy Scouts cook on the fire?

The Boy Scouts cooked _____

Free Writing: Spend 15mins writing in your own writing diary. You can write about anything you want. The more creative the better! :-)

Quiz: Complete the English questions in the Quiz!

Maths:

If you can, help your mom/ dad/ carer to bake a simple recipe!

Gaeilge:

Sing Peigín Litir Mór or dance an Bailí Luimnigh and record. Send to teachers email. You don't have to do the full song or the full dance just whatever you are able to do is perfectly fine.

<https://www.youtube.com/watch?v=4gqo3uLCEGY> - song

<http://www.macsuibhne.com/amhran/teacs/121.htm> - lyrics

https://www.youtube.com/watch?v=_6Nm2d_dsy4 - dance.

SESE:

SESE link with Art:

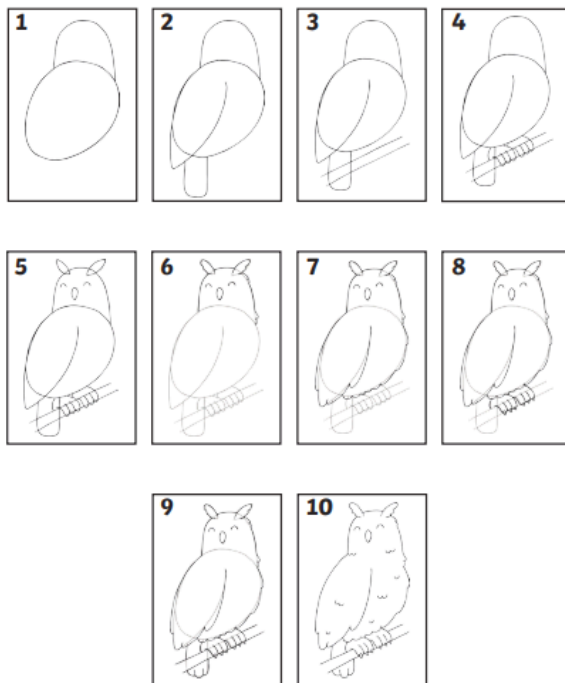
Learn how to draw an owl:

Or watch these videos on how to draw an owl:

<https://www.youtube.com/watch?v=OJZF9Nka-78>

https://www.youtube.com/watch?v=QZAY6UYT_Y

How to Draw an Owl



Depending on what materials you have at home you can make your own owls. If you have any scrap paper, glue, cotton wool you could have ago at some of the following. Think about how an

owl might feel, can you create that texture? If not a drawing would be beautiful also! Could you use your colours in a different way to make texture/fluffiness? Dotting, lines, squiggles...



Other Activities:

We know that a lot of you might be missing your grandparents or friends that you would have seen everyday. So as part of SPHE and Learn Together we thought it might be nice for you to contact them and ask them the questions below. This is an optional activity. Only if you have time. There are two question sheets but feel free to swap questions. You could even write some of your own! If you do take part please email us your answers or you could record your skype, zoom or face time interview with your chosen people. **Please send us some of your answers or you videos we would love to see them.**

<https://www.teacherspayteachers.com/Product/Grandparents-Day-Interview-1489003>

Grandparent & VIP Interview

Ask these questions:	Record your Grandparent's/VIP's answers here:
How many brothers and/or sisters do you have?	
Did you like school when you were younger?	
Where did you go to school?	
What was your favorite school subject?	
What kind of games did you play when you were my age?	
Did you like to read when you were little?	
What was your favorite childhood book?	
Who was your best friend when you were in elementary school?	
What is your favorite holiday?	
How do you celebrate that holiday?	
Did you play any sports when you were in school? Which ones?	
Did you have any pets when you were my age? Which kinds?	

A conversation WITH:

AGE:

DATE:

1. WHO ARE YOUR FRIENDS?
2. WHAT DO YOU LIKE TO DO WITH YOUR FRIENDS?
3. WHAT ARE YOU GOING TO BE WHEN YOU GROW UP?
4. ARE YOU GOING TO GET MARRIED?
5. HOW MANY CHILDREN ARE YOU GOING TO HAVE?
6. WHAT IS YOUR FAVORITE FOOD?
7. WHAT FOOD DO YOU HATE?
8. WHAT'S YOUR FAVORITE THING TO DO IN SCHOOL?
9. WHAT'S YOUR FAVORITE THING TO DO WITH MOM?
10. WHAT'S YOUR FAVORITE THING TO DO WITH DAD?
11. WHAT DO YOU LOVE THE MOST?
12. WHAT DO YOU LIKE BEST ABOUT YOURSELF?
13. WHAT IS SOMETHING YOU'RE PROUD OF?
14. WHAT DO YOU WANT TO GET BETTER AT?
15. WHAT'S YOUR FAVORITE COLOR?
16. WHAT'S YOUR FAVORITE GAME?
17. WHAT'S YOUR FAVORITE SONG?
18. WHAT'S YOUR FAVORITE HOLIDAY?
19. WHAT'S YOUR FAVORITE PLACE TO GO?