



Welcome to AYSO Registration, provided by inLeague!

This is a **new** registration system. You will not be able to sign in using your old SportsConnect login credentials. Returning Los Feliz families *and* new families will both need to create new accounts. If a different family member is registering your player using inLeague, they may have added an account on their Family Profile for you. If so, please log in via that account.

Please do **not** create a new account if your player is or will be registered with that other family member! As you will not be able to access your player's record. Instead, have that family member create your user profile from the Family Profile section on their account.

Let's Get Started!


Setting up your account should take about ten minutes, during which you'll do the following:

- Create your Account: Start the registration process by entering your email address below.
- Add Adults to your Profile: Once you have created your own account, you will be able to add other adults with their own logins to your Family Profile. All of the users in your Family Profile can access all players in your Family Profile.
- Register Players: After your Family Profile user accounts are complete, you may add player records. You may register players or volunteer roles in any active seasons from your Family Profile.

SETTING UP YOUR NEW ACCOUNT

1. Click [this link](#) to visit the inLeague Registration Home Page, and under the heading titled "New Players & Families" you will see a form asking for your email address. Complete this form, then press the "Submit" button:

- Choose and enter your password. Please verify that your email is spelled correctly, and that your “Home Region” is properly set to #1567:



Login

Games ▼

Game Schedule

Utilities ▼

Forgot Password

Tournaments ▼

Tournament Registration

User Account Setup

Email Contacts

Your primary email address will be your login to inLeague.

Email

Password

Confirm password


Home Region*

Region #1567 ▼

- Fill in all forms under the “Personal Information” heading, making sure that you **use the legal spelling of your name**. Then click the green “Add New User” button.

Important! If you have any certifications or credentials in the old SportsConnect system (ex. referee certifications, completed background check), please create your inLeague

account using the **same spelling of your name from SportsConnect**, so your credentials will transfer. If your prior account name had an error you would like to correct in this new account, [contact the registrar](#).



Login

Games ▾

Game Schedule

Utilities ▾

Forgot Password

Tournaments ▾

Tournament Registration

Personal Information

Enter your full, exact, legal name for the first, middle, and last name fields.

First Name*

Name fields must contain only letters, spaces, or hyphens.

Middle Name

Last Name*

Your 'display name' will be used in inLeague messaging systems like the email manager.

Nickname / Display Name

Gender*

☐ Male

☐ Female



I'm not a robot



reCAPTCHA
Privacy - Terms

Add New User

Congratulations! Your account has been created and you should have been taken to a screen showing your “Family Profile”. From here, you can add family members (ex. co-parent) if applicable, then add your player(s).

ADDING FAMILY MEMBERS AND PLAYERS TO YOUR FAMILY PROFILE

Time to add family members! (If this does not apply to you, please skip ahead) A Family Member is anyone in your household who you want to have access to your players' profile, and/or who may want to register as an AYSO volunteer.


1. To start, click the green "Add New User" button under the "Volunteers" heading. Next, complete the new user setup using your family member's personal information per the previous step. Please take care to use the family member's legal name.

The screenshot shows the AYSO inLeague Classic dashboard. On the left is a blue sidebar with navigation options: Player Registration, Volunteer Registration, Family Profile, Dashboard, Donations, Players (with a dropdown arrow), Add Player, Users (with a dropdown arrow), AYSOU / eTrainU, Games (with a dropdown arrow), Game Schedule, Events (with a dropdown arrow), Events, Utilities (with a dropdown arrow), and Update Password. The main content area is white and shows the 'Fall 2025' season. Under the 'Volunteers' heading, there is a table with columns: NAME, EMAIL/LOGIN, and AYSO REGISTRATION. The table contains one entry: 'Test Test (Parent 1)' with email 'testymctest@ayso1567.org' and a 'Volunteer Now' button. Below the table are two green buttons: 'Register Volunteers' and 'Add New User'. Under the 'Players' heading, there is a table with columns: NAME, BIRTH DATE, REGISTRATIONS, REGISTRATION STATUS, and TRYOUTS. Below the table is a green button: 'Add New Player'.

NAME	EMAIL/LOGIN	AYSO REGISTRATION
Test Test (Parent 1)	testymctest@ayso1567.org	Volunteer Now

NAME	BIRTH DATE	REGISTRATIONS	REGISTRATION STATUS	TRYOUTS
------	------------	---------------	---------------------	---------

2. Time to add your player(s)! Click on the green "Add New Player" button under the "Players" heading. In the screen that opens, fill in all your player's personal details in the required fields, then select your relationship to the player in the dropdown menu. Finally, click the green "Add Player" button at the bottom.



Player Registration

Volunteer Registration

Family Profile

Dashboard

Donations

Players ▾
→ Add Player

Users ▾
 AYSOU / eTrainU

Games ▾
 Game Schedule

Events ▾
 Events

Utilities ▾
 Update Password

First Name*

MINI

Last Name*

TESTER

Nickname

Gender*

☐ Male

☒ Female

Birth Date*

01/03/2019

Relationship

Aunt

Father

Guardian

GrandFather

GrandMother

✓ Mother

Player

StepFather

StepMother

3. In the next window, verify all your player's information is correct. Click the red "Edit" button to make changes. If everything looks good, click the blue "Submit" button.

Player Registration

Volunteer Registration

Family Profile

Dashboard

Donations

Players ▾

→ Add Player

Users ▾

AYSOU / eTrainU

Games ▾

Game Schedule

Events ▾

Add Player

Please Confirm Your Player's Information:

First Name:	MINI
Last Name:	TESTER
Gender:	Female
Birthdate:	January 3, 2019
Family Members	Test Test: Mother

Edit Submit


- Once you hit submit, you will be asked if you need to add more players, or if you are ready to register your player(s) for a program (ex. Fall Core, Spring Core, EPIC). If you have more players to add, click “Add Another Player” and repeat the previous step. Once you’re ready to submit your player entry, click “Register Current Player(s)” to move continue.

Would you like to add another player to your family?

Add Another Player Register Current Player(s)

REGISTERING YOUR PLAYER(S) FOR A PROGRAM

- To register your player for a program (ex. Fall Core, Spring Core, EPIC), start by Clicking on their name inside the white box. On the screen that pops up, confirm their details are correct. Then click the green “Confirm Details” button.



Player Registration

Volunteer Registration

Family Profile

Dashboard

Donations

Players ▾
Add Player

Users ▾
AYSOU / eTrainU

Games ▾
Game Schedule

Step 2 of 6

Select player

Q Player Registration - Fall 2025

Select a player to register for Fall 2025

Players

MINI TESTER
Birthdate: 1-3-2019

Add a New Player

Return to Family Profile

Step 3 of 6

Contact info and volunteer preferences

Before registering players, please confirm contact information and volunteer preferences for Test Test:

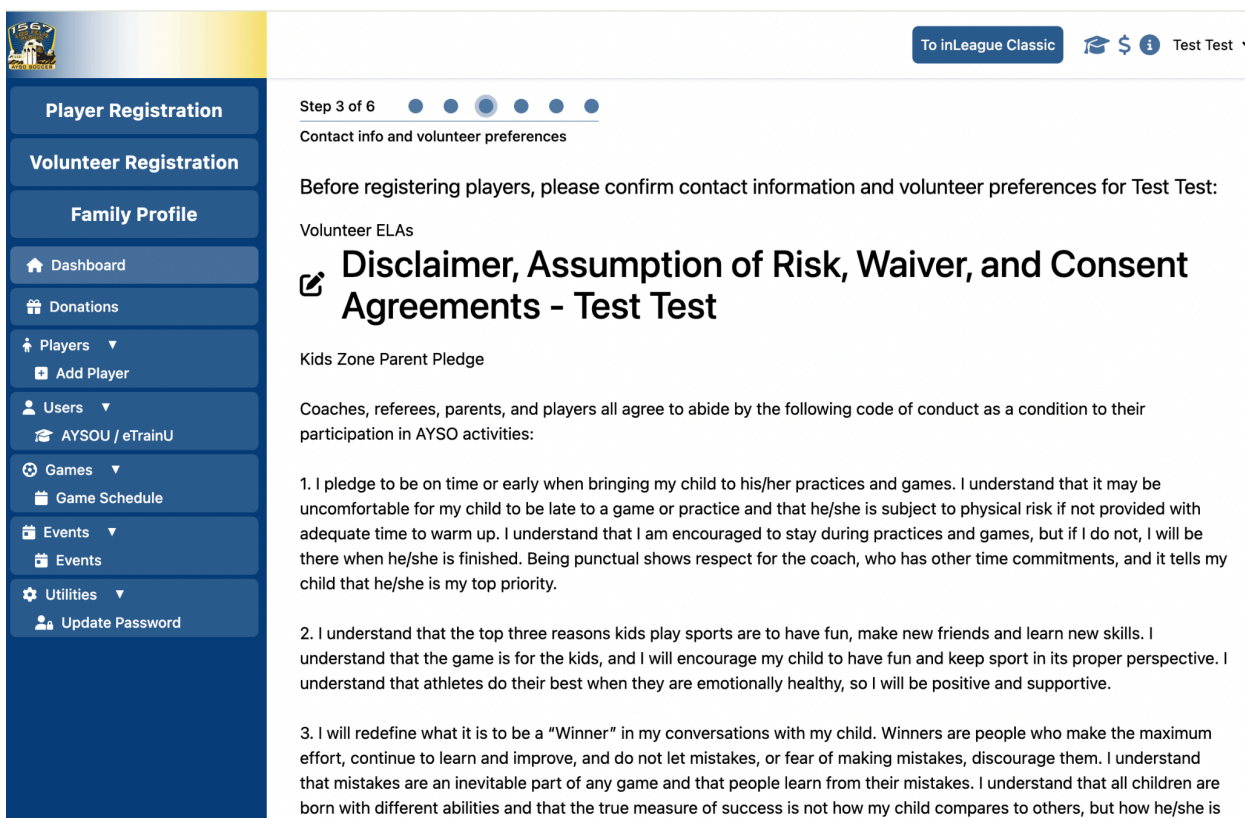
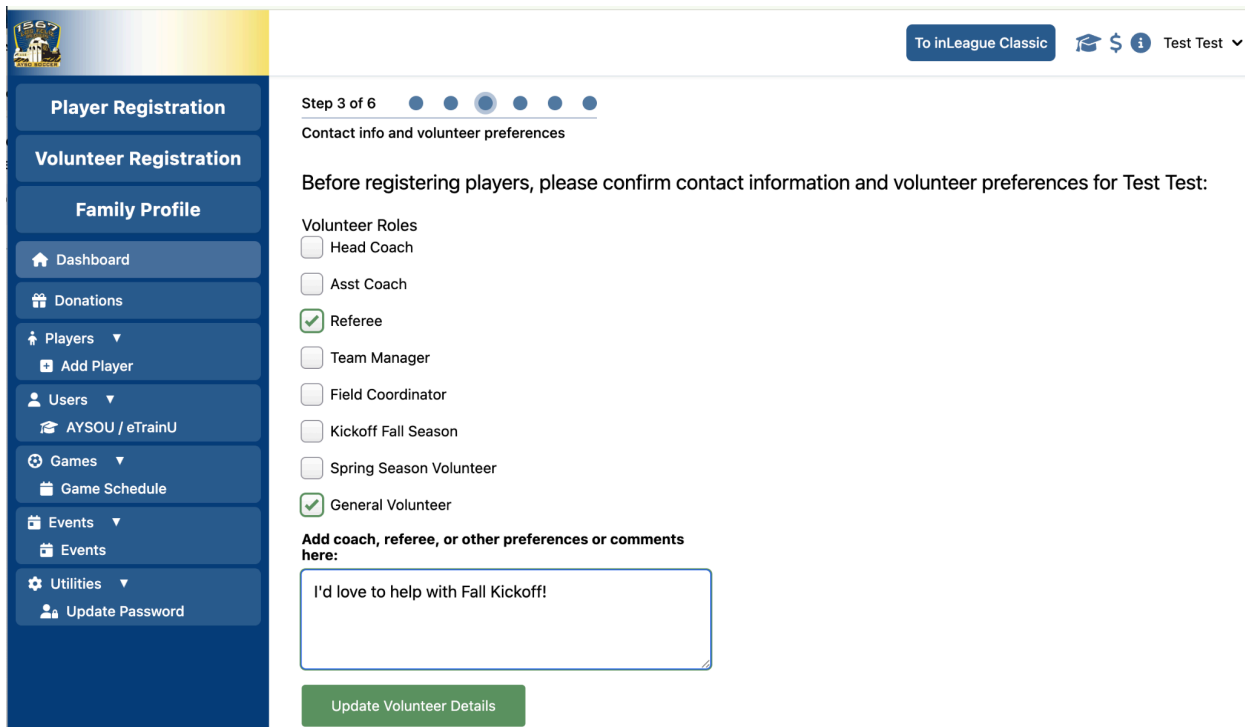
Contact information review

Name:	Test Test
Email:	testymctest@ayso1567.org
Address:	1234 gdhsk , ERIE, CA 90026
Phone:	123-456-7890

Edit Profile

Confirm Details

- Before you can complete your player's registration into a program, the system will require you to input your volunteer preferences.
- To do so, you will need to select and enter your volunteer preferences, then click the green "Update Volunteer Details" button. Next, check "I Agree" for each of the volunteer waivers and submit them by hitting the final blue "I Agree" button at the bottom. Finally, you will confirm if your volunteer details are correct, and click the green "Continue with Registration Button".



To inLeague Classic
\$
i
Test Test

Player Registration
Volunteer Registration
Family Profile
Dashboard
Donations
Players
Add Player
Users
AYSOU / eTrainU
Games
Game Schedule
Events
Events
Utilities
Update Password

Step 3 of 6

Contact info and volunteer preferences

Before registering players, please confirm contact information and volunteer preferences for Test Test:

Name:	Test Test
Season:	Fall 2025
Volunteer Roles:	General Volunteer Referee
Background Check Status:	Your volunteer application for Fall 2025 is pending review by the league. If it is approved, you will receive an email with a link to a Sterling Volunteers background check. The link will also be available on your Family Profile. Please complete it as soon as possible.

Continue with registration

- You should now see a list of the programs your player is eligible to participate in. Check the box next to your chosen program, then click the blue “Proceed with Registration” button.

To inLeague Classic
\$
i
Test Test

Player Registration
Volunteer Registration
Family Profile
Dashboard
Donations
Players
Add Player
Users
AYSOU / eTrainU
Games
Game Schedule
Events
Events
Utilities
Update Password

Step 4 of 6

Select program

Fall 2025 Registration: Choose a Program - MINI TESTER

Proceed with registration


☒

Core Program

The AYSO Core Program is another name for AYSO's Primary program, which is home to the majority of our players, and spans from U5 through U19 divisions. With our Philosophies laced throughout, our Core Program is the nation's leading grassroots soccer program.

Proceed with registration

- Review your players' details once more. If everything looks correct, click the green “Continue with Registration” button, and then click “Proceed with Registration” again on the next screen.



Player Registration

Volunteer Registration

Family Profile

Dashboard

Donations

Players ▾
Add Player




Users ▾
AYSOU / eTrainU

Games ▾
Game Schedule

Events ▾
Events

Utilities ▾
Update Password

To inLeague Classic

   Test Test ▾


Step 3 of 6

Contact info and volunteer preferences

Before registering players, please confirm contact information and volunteer preferences for Test Test:

Name:	Test Test
Season:	Fall 2025
Volunteer Roles:	General Volunteer Referee
Background Check Status:	Your volunteer application for Fall 2025 is pending review by the league. If it is approved, you will receive an email with a link to a Sterling Volunteers background check. The link will also be available on your Family Profile. Please complete it as soon as possible.

Continue with registration



Player Registration

Volunteer Registration

Family Profile

Dashboard

Donations




Players ▾
Add Player

Users ▾
AYSOU / eTrainU

Games ▾
Game Schedule

Events ▾
Events

To inLeague Classic

   Test Test ▾

Step 4 of 6

Select program

Fall 2025 Registration: Choose a Program - MINI TESTER

Proceed with registration


☒

Core Program

The AYSO Core Program is another name for AYSO's Primary program, which is home to the majority of our players, and spans from U5 through U19 divisions. With our Philosophies laced throughout, our Core Program is the nation's leading grassroots soccer program.

Proceed with registration

- Using the drop-down menus on the following screen, select your child’s school and their grade for the season of your program. Fill in all the required information fields, select your player’s uniform size, and list your preferred date for team practice. Please note that day of the week preference does not guarantee your team will practice on that date! Our coordinators will do their best to balance family requests with coach and field time availability. When you’ve completed the form and made your selections, click the blue “Submit” button.



Player Registration

Volunteer Registration

Family Profile

Dashboard

Donations

Players

Add Player

Users

AYSOU / eTrainU

Games

Game Schedule




Events

Events

Utilities


Update Password

To inLeague Classic

   Test Test

Step 5 of 6

Registration form

 **Registration:**
Fall 2025 - Core Program
MINI TESTER

General information

*School in Fall of 2025

Select an Option

*Grade in Fall of 2025


Select an Option

Medical Information

*Medical Insurance Carrier:

*Does the player have any disabilities, injuries or limitations, allergies, hemophilia, heart condition, history of respiratory illness, or any other significant medical condition?

☐ Yes ☐ No



Player Registration

Volunteer Registration

Family Profile

Dashboard

Donations

Players

Add Player

Users

AYSOU / eTrainU

Games

Game Schedule




Events

Events

Utilities

Update Password

To inLeague Classic

   Test Test

*Jersey Size

☐ Youth Extra Small

☒ Youth Small

☐ Youth Medium

☐ Youth Large

☐ Adult Small

☐ Adult Medium

☐ Adult Large

☐ Adult Extra Large

☐ Adult 2X Large

Practice Day Preference (we cannot guarantee your request will be honored because practice days are based on coach availability)

☒ Monday

☐ Tuesday


☐ Wednesday

☐ Thursday

☐ Friday

Submit

7. On the next screen you will review the program cost. You'll also see a space for an optional additional donation. These tax deductible donations help local, Los Feliz families who may need scholarship assistance to afford their registration fees. If you feel so inclined, you can input an additional donation in this space. After you've confirmed your player's details one last time, click the blue "Proceed with Registration" button.



Player Registration

Volunteer Registration

Family Profile

Dashboard

Donations

Players ▾
Add Player

Users ▾
AYSOU / eTrainU


Games ▾
Game Schedule

Events ▾
Events

Utilities ▾
Update Password

Step 6 of 6

Review and pay

 Review Registration Details - MINI TESTER

Please review your registration details below and select Proceed with Registration if everything is correct. Once confirmed, you will be presented with any necessary electronic legal agreements, and the payment page.

The registration is not valid until all of these are complete.

ITEM	AMOUNT
Registration for Fall 2025 for MINI TESTER	\$275.00 (Early Bird Core Registration)

Division: U8G

Additional Donation

Additional donations help local players who may struggle to afford their registration fees. Every dollar helps!
You will receive a tax receipt via e-mail.

Donation:

Add Player

Users ▾
AYSOU / eTrainU

Games ▾
Game Schedule

Events ▾
Events

Utilities ▾
Update Password

area code:

Name:

TEST TESTTT

Full phone number, with area code:

123-765-5647

General comments:

Jersey Size

Youth Small


Practice Day Preference (we cannot guarantee your request will be honored because practice days are based on coach availability)

Monday

Edit

Proceed with Registration

8. On the next screen, review and accept the required waivers on behalf of your player, then click "Proceed to Payment" to continue.



Player Registration

Volunteer Registration

Family Profile

Dashboard

Donations

Players

Add Player

Users

AYSOU / eTrainU

Games

Game Schedule

Events

Events

Utilities

Update Password

Step 6 of 6

Review and pay

To inLeague Classic




Test Test

Disclaimer, Assumption of Risk, Waiver, and Consent Agreements - MINI TESTER

Health and Safety Disclosures Required by Law

State law requires youth athletes and their parents to receive a copy of each of the following documents in order to participate in athletics. By signing this electronically, you acknowledge that you have received the following documents and will review the contents with the participating athlete.

Sudden Cardiac Arrest Information for Athletes and Parents/Guardians

<https://epsavealife.org/wp-content/uploads/2017/11/SCAInformationSheet-2.pdf>

Concussion Information Sheet


<https://aysovolunteers.org/wp-content/uploads/2021/10/AYSOCDCConcussionHandout.pdf>

Prescription Opioids: What You Need to Know

https://aysovolunteers.org/wp-content/uploads/2021/10/AYSO-Opiod-ELA_Parent-Release-Form.pdf

COVID-19 AND OTHER INFECTIOUS DISEASES

ASSUMPTION OF RISK, WAIVER AND RELEASE OF LIABILITY AGREEMENT



Player Registration

Volunteer Registration

Family Profile

Dashboard

Donations

Players

Add Player

Users

AYSOU / eTrainU

Games

Game Schedule

Events

Events

Utilities

Update Password

To inLeague Classic




Test Test

- **LEVEL 2: HARASSMENT/INTIMIDATION:** This includes harassment, intimidation, retaliation, abusive or threatening language.
- **LEVEL 3: THREATS/DEROGATORY LANGUAGE:** This involves aggression, attacking, derogatory, cyberbullying, doxing, or threatening (physical/violence) language.
- **LEVEL 4: OFFENSIVE OR DISCRIMINATORY ACT:** This includes discriminatory or derogatory words or actions based on race, skin color, ethnicity, nationality, social origin, gender, disability, sexual orientation, language, or religion. **PHYSICAL ABUSE:** There is never a reason to touch a referee outside of friendly handshakes.

Consequences:

The Penalties Matrix defines consequences for physical and non-physical offenses against Referees. For more information, please visit ussoccer.com/rap and review the full Policy 531-9.

Acknowledgment:

By signing below, I acknowledge that I have read and understood the information presented in this document regarding the prevention of referee abuse. I agree to conduct myself in a respectful manner towards all referees at all times.

☒ **I AGREE**


First Name Last Name

TEST TEST

This form must be signed by the logged-in user: 'Test Test'

Proceed to Payment

9. You should now be looking at the checkout page, where you will be directed to provide payment for your player's registration. Once you've filled in all your payment information, click the blue "Submit Payment" button. You will receive an email confirmation verifying payment.



Player Registration

Volunteer Registration

Family Profile

Dashboard

Donations

Players ▾
Add Player

Users ▾
AYSOU / eTrainU

Games ▾
Game Schedule

Events ▾
Events

Utilities ▾
Update Password

Dashboard

Donations

Players ▾
Add Player




Users ▾
AYSOU / eTrainU

Games ▾
Game Schedule

Events ▾
Events


Utilities ▾
Update Password

To inLeague Classic

   Test Test ▾

Step 6 of 6

Review and pay

 Checkout

Cancel this invoice

You will now be directed to provide payment for your player's registration. Registration is ONLY valid once payment has been confirmed, and you have received a confirmation email. Your player's place on a team is contingent on valid registration and payment.

If your payment does not go through for any reason, your registration will not be valid. If your registration payment is not completed on-line, you will need to re-register with a valid credit card.

You will receive an additional confirmation from us via email after a successful credit card transaction. Please make sure that the email address you provide during the registration process will accept emails from us. All confirmation e-mails come from **leagueemail.net**.

DESCRIPTION	AMOUNT
Core Program Registration - MINI TESTER (Fall 2025)	\$275.00

Coupon Code:

Apply


TOTAL:	\$275
PAID:	\$0.00
BALANCE:	\$275.00

Your total is: \$275.00

☒ Save payment method

☒ Card

Credit Card

 Card number

Autofill link





Submit payment

Invoice #120059

VERIFYING REGISTRATION

Congratulations! You've registered your player(s). If you return to the Family Profile page, your family members should be listed under "Volunteers", and your player(s) listed under the "Players". If your child is eligible for any additional events, (ex. Extras Tryouts, All-Star Tryouts) you will see them displayed in the "Player" section. Click on the event to display more details and choose whether to register for the event.

To inLeague Classic

   Test Test 

Fall 2025

Volunteers

NAME	EMAIL/LOGIN	AYSO REGISTRATION
Test Test (Parent 1)	testymctest@ayso1567.org	<div>Volunteer Now</div>

Register Volunteers

Add New User

Players

NAME	BIRTH DATE	REGISTRATIONS	REGISTRATION STATUS	TRYOUTS
MINI TEST 1	3-25-2016	No current registrations, but would likely be placed in Core Program, U10B		<div>Boys 2016 (U10) Extra Tryout 6-7-2025 @14:00 pm</div>
MINI TEST 2	2-3-2018	Registered in Core Program, U8B	<div>Update Registration</div>	

Register Players

Add New Player