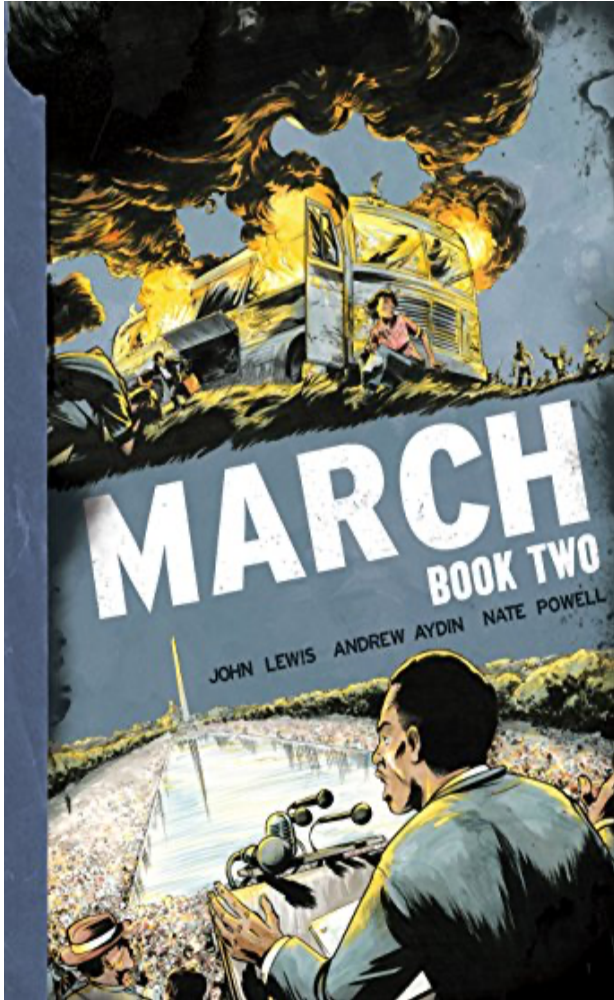







## ***Representation***

**How do you see yourself? Where do you see yourself?**





# **PROFESSOR PRESCOTT'S IMPORTANT NOTE**

**THIS PROJECT IS ABOUT REPRESENTATION AND ADDRESSING THE FOLLOWING QUESTIONS:**

## **UMBRELLA QUESTIONS**

**HOW DO YOU SEE YOURSELF REPRESENTED?**

**WHERE DO YOU SEE YOURSELF REPRESENTED?**

- PROMPT: How do graphic novels and other texts (books; articles; tv shows; movies; music; etc.) demonstrate representation using the concepts of diversity, equity, inclusion, and culture?

**THESE ARE THE GUIDING QUESTIONS WE WILL EXPLORE FOR UNIT 3. IN ADDITION, WE WILL ALSO CONTINUE READING MARCH BOOK: TWO AND SYNTHESIZE OUR THINKING ABOUT THE OTHER SOURCES WE HAVE INTERPRETED IN OUR COURSE AS WELL AS NEW SOURCES THAT WE UNCOVER AS WE CONTINUE TO GROW THIS SEMESTER.**

**ULTIMATELY, THIS UNIT WILL GIVE YOU AN OPPORTUNITY TO REFLECT ON HOW YOU ARE BEING REPRESENTED, MISREPRESENTED, OR NOT REPRESENTED.**

## THE LESSON

Students will construct an Expository Project in 3-7 “Pages”\*\*.

Our 3 Umbrella Questions will guide you:

- How do you see yourself represented?
- Where do you see yourself represented?

***Prompt:***

- **How do graphic novels and other texts (books; articles; tv shows; movies; music; etc.) demonstrate representation using the concepts of diversity, equity; inclusion; and culture?**



## **THE MAJOR ASSIGNMENT: RESEARCH OR REVIEW**

The Expository Project was created to challenge the notions of the Traditional Five Paragraph Essay. Our Expository Project is designed to be multi-medium which does not limit the options you can use to develop your project. We are reading *March: Book Two* and have used a nontraditional style to analyze other texts that allowed us to build on our understanding of concepts that exist across academic disciplines.

Our Project will encourage students to discover as well as apply our concepts, the Student Learner Outcomes and Objectives of English 100 in their personal and cultural life and connect them to expository research or review.

Thus far, we have covered a myriad of concepts. You will take your understanding of the knowledge and create a multimedia essay project that is centered around representation, (misrepresentation or non representation), diversity, equity, inclusion, and culture. The author will choose their project and determine the best way to deliver their project as an artifact of their learning this semester.

**THE GOAL IS TO ENSURE YOU ANSWER OUR PROMPT USING OUR UMBRELLA QUESTIONS AND ARE ABLE TO DEMONSTRATE THE STUDENT LEARNER OUTCOMES IN THE PROCESS.**

## **THE SUBMISSION**

**STUDENTS WILL SUBMIT A LIST OF SOURCES SUMMARIZED AND AN EXPOSITORY PROJECT WHICH DEMONSTRATES THEIR ABILITY TO INCORPORATE EVIDENCE THROUGH RESEARCH OR REVIEW .**

**I WILL PROVIDE FEEDBACK TO THE SUBMISSIONS AND STUDENTS WILL HAVE AN OPPORTUNITY TO REVISE BEFORE THEY SUBMIT THE FINAL.**

## DIRECTIONS

Students will construct an Expository Project in 3-7 [“Pages”](#).

Our 3 Umbrella Questions will guide you:

- How do you see yourself represented?
- Where do you see yourself represented?
- How do graphic novels and other texts (books; articles; tv shows; movies; music; etc.) represent messages of diversity, equity, inclusion, and culture?

And you will be able to assess and demonstrate our 3 Student Learner Outcomes through the process of constructing this project:

1. At the end of instruction in C 1000, students will be able to compose focused claims that provide readers with a clear, logical progression of ideas.
2. At the end of instruction in C 1000, students will be able to integrate a variety of source materials to validate claims in audience-aware arguments.
3. At the end of C 1000, students will be able to interpret texts with an awareness of the ways their cultural and/or personal experiences inform their reading.

\*Essay is in quotation marks because this is not a Traditional Formal 5 paragraph or more essay. As a college writer, I provide you with the opportunity to approach “writing” as it pertains to developing or discovering your own style. That’s not to say that you cannot approach this as a paragraphed essay, but to say that you are welcome to employ your own style.

\*\*Pages is in quotation marks because depending on how you approach this assignment your style or number of “pages” may vary. For example, you might choose to add audio or video to develop your project. This may alter pages into minutes or slides.