



Identification of Microscopic Image Content of Human Blood Cells Based on Image Processing in Detecting the Potential of Leukemia



[Century Gothic '12', Bold, Maximum 20 Word]

¹Full Name, ²Full Name, ³Full Name

¹Department of Electrical Engineering, Universitas Negeri Makassar, Makassar, Indonesia

²Name of Department, Name of college/institution, City, Country

³Name of Department, Name of college/institution, City, Country

ARTICLE INFO	ABSTRACT
Article history: Submitted: May 02, 2025 Final Revised: July 01, 2025 Accepted: July 06, 2025 Published: September 30, 2025 <hr/> Keywords: Keyword1; Keyword2; Keyword3; Keyword4.	Objective: The author must briefly explain the main problems behind the research, the goals to be achieved, and the focus of the research. Method: The author needs to briefly describe the type of research used (e.g., quantitative, qualitative, or research and development), the subject or sample of the research, the instruments used for data collection, and the data analysis techniques used. Results: The author needs to write the core results briefly, for example, the most influential factors, the percentage of achievements, or the significant relationship between variables. The results are presented concisely and clearly. Novelty: The author needs to explain the new contributions produced, both in the form of model integration, analytical approaches, typical research contexts, and findings that have never been revealed before. This novelty can also be written as an added value of research that distinguishes it from previous studies and the practical and theoretical benefits that can be provided. An abstract can be 150 – 250 words
 	
Doi: 10.59562	

Introduction

The introduction describes the background of the problem being solved, issues related to the problem being solved, and reviews of research that has been done before by other researchers that are relevant to the research being conducted. Citation of references using a software application to manage references and bibliographies, **for example, Zotero**, then the reference or citation format will be formed automatically according to the style used (For Media Elektrik journals, use Style: IEEE [Institute of Electrical and Electronics Engineers]). Writing the contents of the article using Times New Roman 10.

Materials and Methods

A. Subsection

Subsections use the letters a, b, and c.

B. Subsection

Subsections use the letters a, b, and c.

If you need to make a list of points, use the 1), 2), and 3) formats:

1. Explain why each procedure was done, that is, what variables were you measuring and why?
2. Experimental procedures and results are narrated in the past tense (what you did, what you found, etc.), whereas conclusions from your results are given in the present tense.
3. Mathematical equations and statistical tests are considered mathematical methods and are described in this section, along with the actual experimental work.
4. Use of active rather than passive voice when possible.

Results

The results of the research and testing are presented in the form of theoretical descriptions, both qualitatively and quantitatively. The experimental results should be displayed in the form of graphs or tables. For graphs, follow the format of charts and drawings.

a. Figures and Tables

All tables and figures included in the document must be adjusted to the full size of one piece of paper to make it easier for reviewers to examine the meaning of the images.

Table 1. Adjustment of Likert's Interpretation

No	Percentage (%)	Interpretation
1	0-20	Very Unworthy
2	21-40	Not feasible

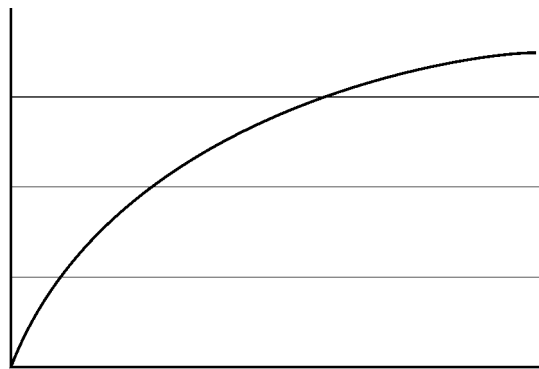


Figure 1. Test Figure

b. Mathematical Formulation)

If you are using Word, use Equation in the Insert menu. The equation starts with (1), (2), etc. Before the Equation is displayed, it is referenced. Example: "Equation (1) shows Bayes Shrink Threshold" or "Bayes Shrink Threshold is shown by Equation (1)".

The data obtained from each instrument were averaged using the following formula:

$$X = \frac{\sum x}{n} \dots\dots\dots (1)$$

We have added a description of the formula.

Discussion

Authors must connect your results and original analysis with the results or opinions from previous studies published in the last five years. While old references are welcome, 90% of the references must be from to 2020-2025 studies. There must be a minimum of five citations of studies in the last five years.

Conclusions

The conclusion focuses the reader on the important results and how they filled the research gap, the research novelty, and its contributions and implications to the larger area of study.

Acknowledgement

The Acknowledgements section contains thanks to the person or institution that assisted in the search and provision of literature and data, the arrangement of materials, or the writing process.

References

The Bibliography only contains all the libraries referred to in the manuscript, not just the ones listed. The bibliography is written in the order in which the reference appears in the text, not in the alphabetical order of the author.

It is recommended to use software applications for managing references and bibliographies (e.g., **Mendeley**, **Zotero**, and **RefWorks**) or paid applications (e.g., **Endnote**, **Reference Manager**) to maintain consistency between citations and bibliographies (Multiple Citations = Many Lists of references).

Journal

- [1] E. S. Rahman, D. Vitalocca, and K. Kunci, "Analisis Usabilitas Menggunakan Use Questionnaire Pada Sistem Informasi Smk Negeri 3 Makassar," *Jurnal Mekom*, vol. 5, no. 1, pp. 16–22, 2018.
- [2] A. Kushniruk, "Evaluation in the design of health information systems: application of approaches emerging from usability engineering," *Computers in biology and medicine*, vol. 32, no. 3, pp. 141–149, 2002.
- [3] P.-Y. Yen and S. Bakken, "Review of health information technology usability study methodologies," *Journal of the American Medical Informatics Association*, vol. 19, no. 3, pp. 413–422, 2012.

Book

- [4] S. J. Richardson and B. Shackel, *Human factors for informatics usability*. Cambridge University Press, 1991.
- [5] M. Ramdhan, "Metode Penelitian (AA Effendy)," *Cipta Media Nusantara*, 2021.
- [6] T. Wahyono, "Sistem informasi," *Yogyakarta: Graha Ilmu*, 2004.

Proceedings

- [7] S. Hadi and N. Novaliyosi, "TIMSS Indonesia (Trends in international mathematics and science study)," in Prosiding Seminar Nasional & Call for Papers, 2019.
- [8] S. E. Yustina, "Hasil Uji Similaritas Jurnal dan Prosiding Internasional an. YUSTINA SRIEKUANDARI," 2022.
- [9] B. Bigi, "Using Kullback-Leibler distance for text categorization," in European conference on information retrieval, Springer, 2003, pp. 305–319.

***First A. Author (Corresponding Author)**

Department of Technology Education Faculty of Science and Technology,
Universitas Negeri Makassar,
Jl. Ahmad Yani 117, Makassar, East Java, 60237, Indonesia
Email: corresp-author@mail.ac.id

Second B. Author

Department of Technology Education Faculty of Science and Technology,
Universitas Negeri Makassar,
Jl. Ahmad Yani 117, Surabaya, East Java, 60237, Indonesia
Email: corresp-author@mail.ac.id
