

How to Log in to Learning A-Z (RAZ Kids Plus) using Clever

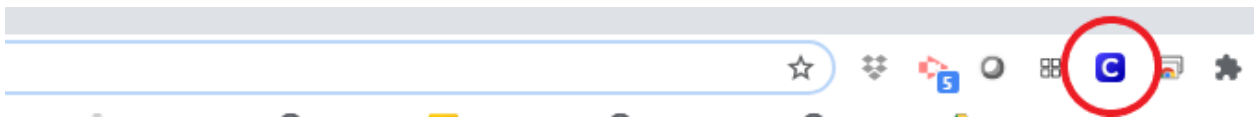
This year CVUSD will be using Clever to log in to some of our learning apps. The district is slowly getting this started. For now, we will start by using Clever to login to RAZ Kids Plus.

Please read the directions below to help your child log in. Since I am unable to see a student-facing screen or sit with them, I'm asking for your help getting them started. Please email me if you have any problems.

1.

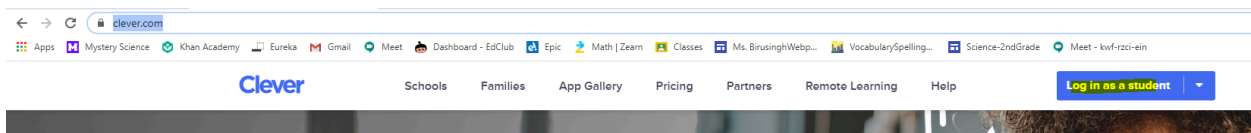
- If your child has a district issued Chromebook they will have Clever on their CVUSD devices tucked in the upper right hand corner of their browser.

Click on the "C" as shown below:



- If your child's device is NOT issued by the district, this link may take you directly to the website: <https://clever.com/in/cvusdclever/student/portal>
- If that link fails go to website: clever.com



Click on: "Log in as Student"



2. If it does not have "Castro Valley Unified Sch Dist", then click on "Type your school name here "

Log in

Search for your school



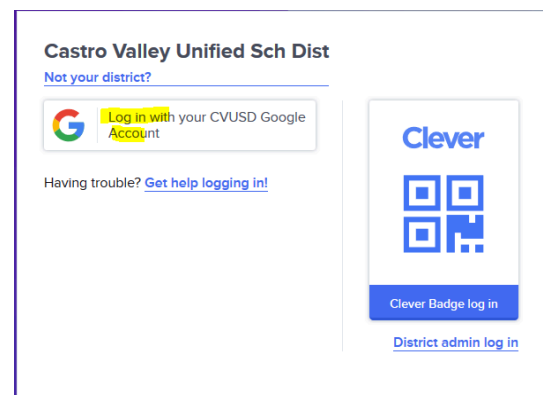
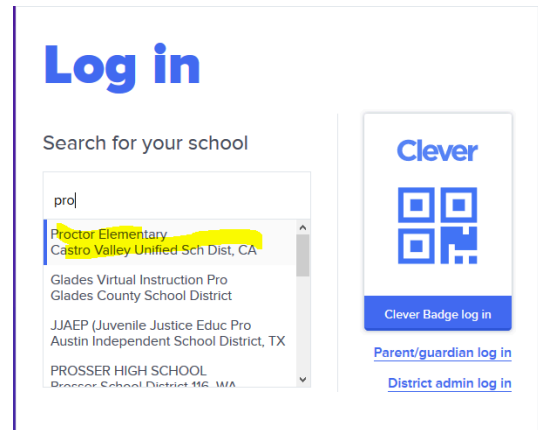
Clever Badge log in

[Parent/guardian log in](#)


[District admin log in](#)

3. Type Proctor or it will give drop down choices, click on "Proctor Elementary", it will automatically lead to the Castro Valley Unified Sch Dist, and then follow your steps to log in.

Next time log in, it should remember the student's account.



Student's View



4. Once logged in, choose your App.



Learning A-Z ⓘ

***At this time, the district is not supporting Clever badges.*