



Index

- [Custom Book Covers](#)
 - [Regular Books](#)
 - [Special Books](#)

I will not grant requests for access to edit the doc. If you would like to make a suggestion, message me on youtube/PMC/MCF/Curseforge.

Legend:

-  = Rename with an anvil. (Names are case-insensitive.)
-  = Enchantment

Custom Book Covers

In order to get a custom cover for written books, you must first sign your book with the desired title. Afterwards, place the written book in an anvil, and add the appropriate suffix to assign the colour or pattern. (Display names can be longer than book titles, so don't worry about leaving extra room for the suffix.)



























Regular Books

|  Colour |  Suffix |  Colour |  Suffix |  Colour |  Suffix |
|--|--|--|--|--|--|
|  | r1 |  | r2 |  | r3 |
|  | r4 |  | r5 |  | r6 |
|  | o1 |  | o2 |  | o3 |
|  | o4 |  | o5 |  | o6 |

| | | | | | |
|---|----|---|----|---|----|
|  | y1 |  | y2 |  | y3 |
|  | y4 |  | y5 |  | y6 |
|  | g1 |  | g2 |  | g3 |
|  | g4 |  | g5 |  | g6 |
|  | b1 |  | b2 |  | b3 |
|  | b4 |  | b5 |  | b6 |
|  | i1 |  | i2 |  | i3 |
|  | i4 |  | i5 |  | i6 |
|  | v1 |  | v2 |  | v3 |
|  | v4 |  | v5 |  | v6 |
|  | p1 |  | p2 |  | p3 |
|  | p4 |  | p5 |  | p6 |
|  | w1 |  | w2 |  | w3 |
|  | w4 |  | w5 |  | w6 |

Special Books

|  Pattern |  Suffix |  Pattern |  Suffix |  Pattern |  Suffix |
|---|--|---|--|---|--|
|  | s1 |  | s2 |  | s3 |
|  | s4 |  | s5 |  | s6 |
|  | s7 |  | s8 |  | s9 |
|  | s10 |  | s11 |  | s12 |
|  | s13 |  | s14 |  | s15 |
|  | s16 |  | s17 |  | s18 |

Item Count: 72