

Liking on Mobile - Design Changes

According to feedback from “Finalizing Liking” meeting with Steve, John, Paul etc. and “Design Walk Through” meeting with dev and QA team on Feb 5, 2020. Full document [here](#)

1. Remove account level “All Liked” & “My Likes” from Photos tab to eliminate the confusion.
2. Go with frame level “All Liked” & “My Likes” first. Play All Liked Photos & My Likes means playing all liked photos & my liked photos that have been assigned to this frame.

Frame Content Picker - Frame Level Liked Photos

Home-1.6 Copy 6

Frame Contents

Play Playlist

+ Playlist Assign Playlists

Play All Playlists Below

My Playlist 22

Easter Trip 13

Play Collection

All Liked 13

My Likes 10

Cancel

1) The options inside this Frame Contents picker should be exactly the same as Frame > Browse Playlists Page

2) Play All Liked Photos & My Likes means playing all liked photos & my liked photos that have been assigned to this frame.

Frame Content Picker - Frame Level Liked Photos

Home-1.6 Copy 8

Frame Contents

Play Playlist

+ Playlist Assign Playlists

Play All Playlists Below

My Playlist 22

Easter Trip 13

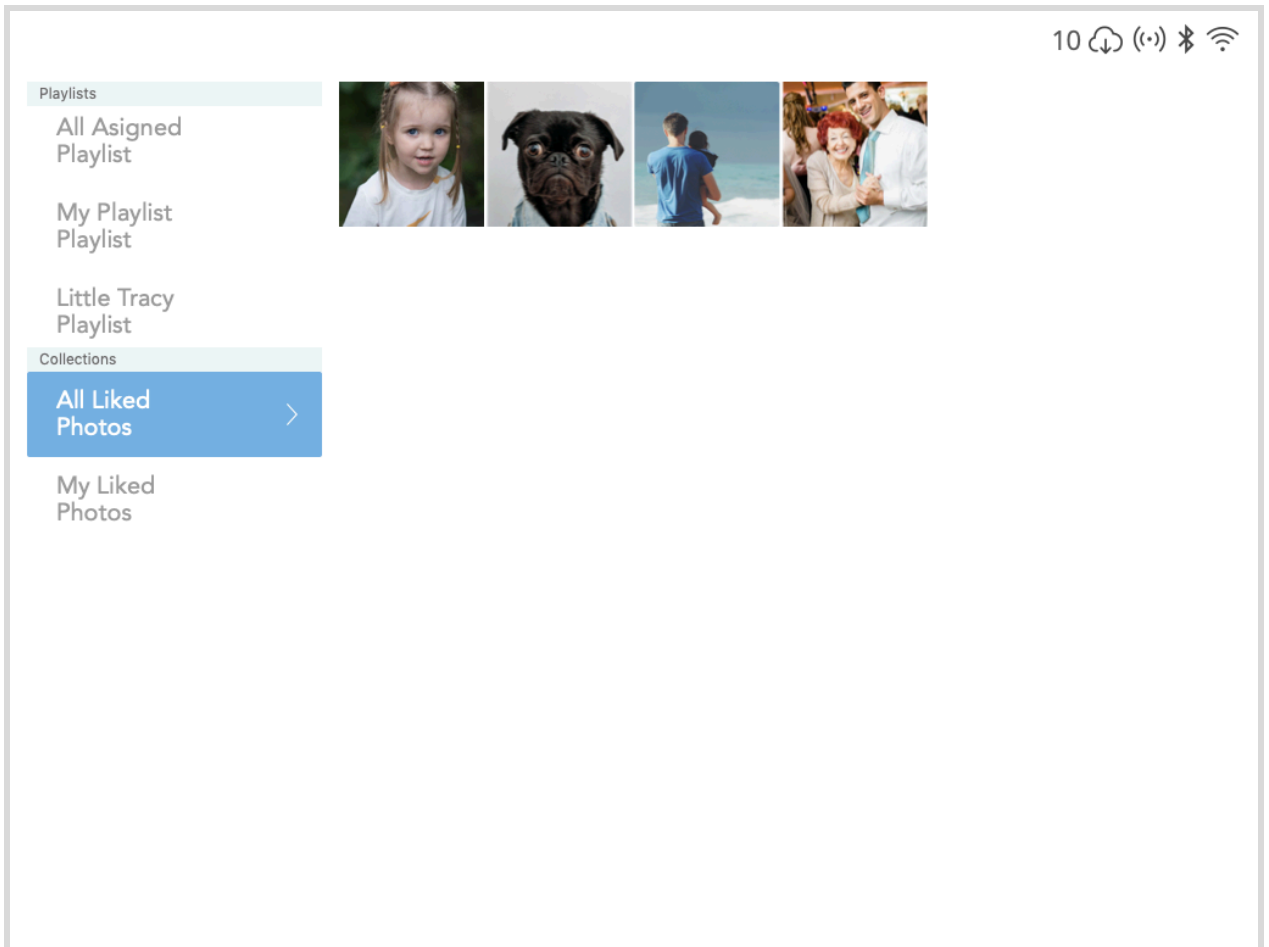
Play Collection

All Liked 3

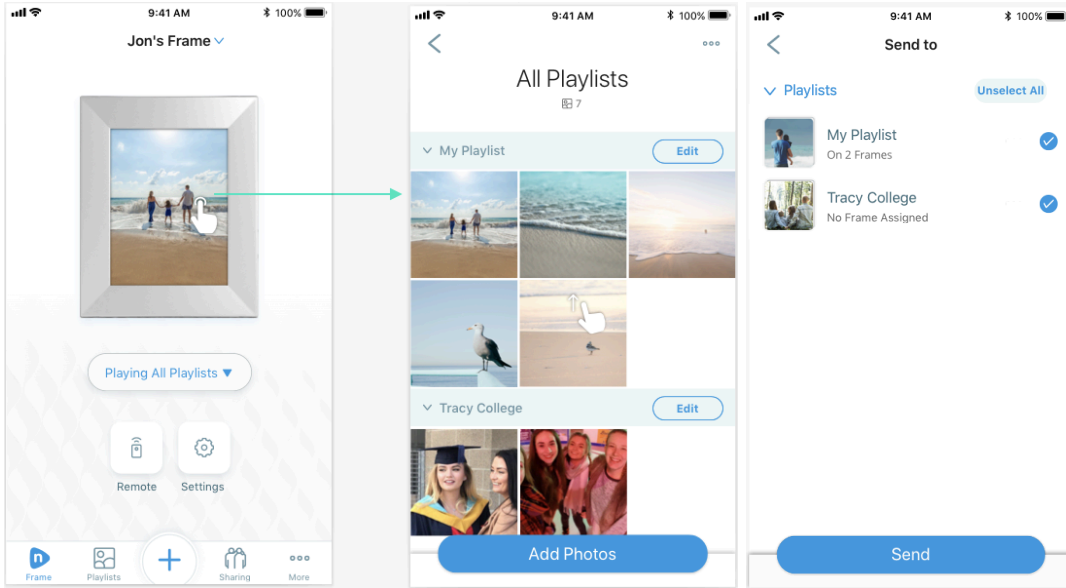
My Likes 0

Cancel

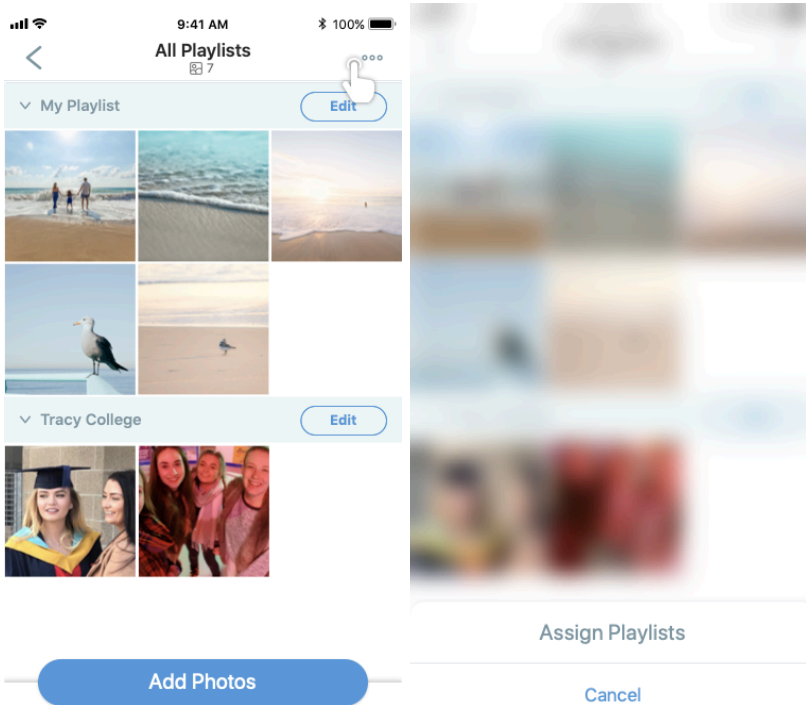
3. The options inside mobile Frame Contents picker should be exactly the same as Frame > Browse Playlists Page.



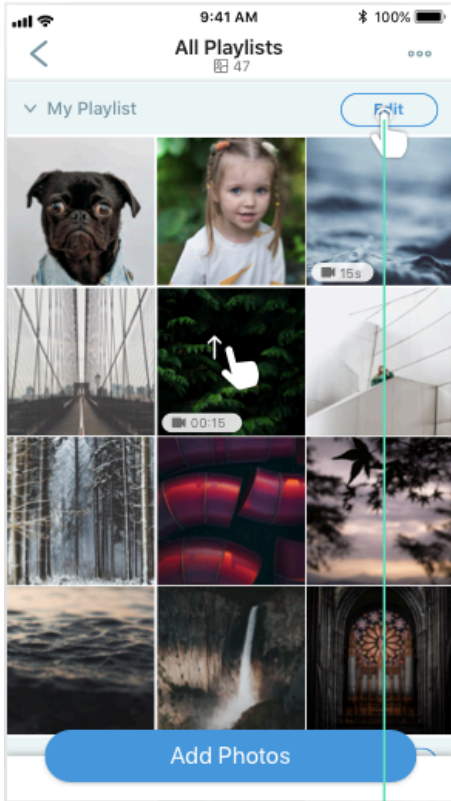
4. Click on the mini frame to add photos. If your frame is playing all playlists, the “Send to” page only displays assigned playlists. If your frame is playing one playlist, and click on mini frame, you will go to the playlist page directly. Add Photos in playlist page no need for “Send to” page.



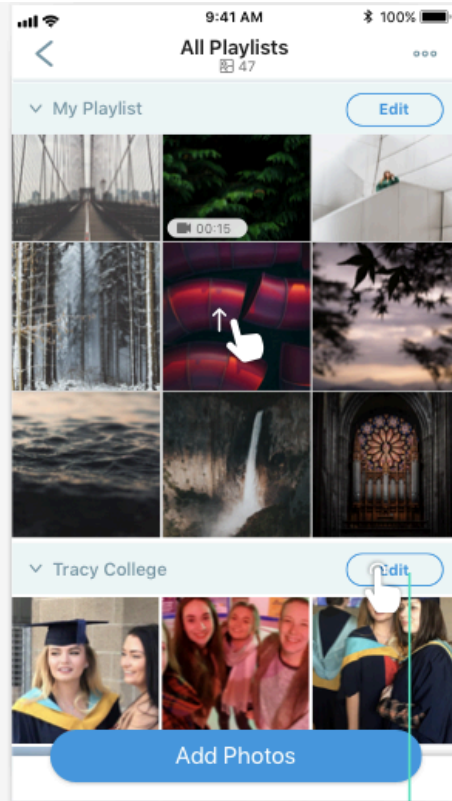
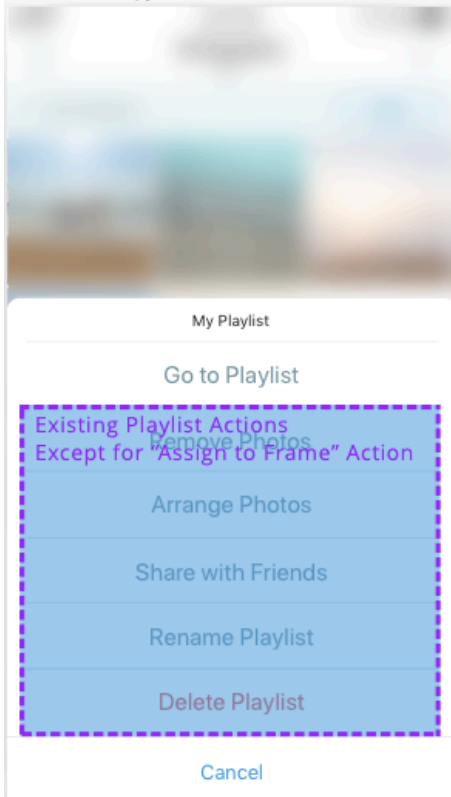
5. Click on the three dot in All playlist page, you'll be able to assign playlists.



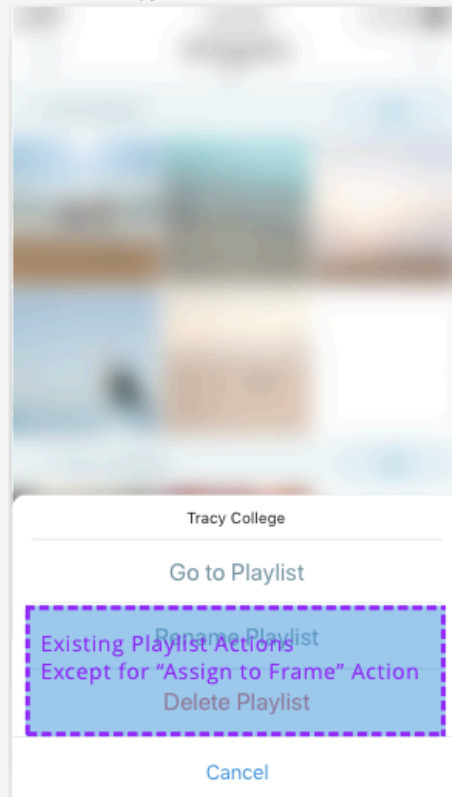
6. Click on Edit button in playlist section header, the available actions will be “Go to Playlist” + existing playlist actions except for “Assign to Frame” action.



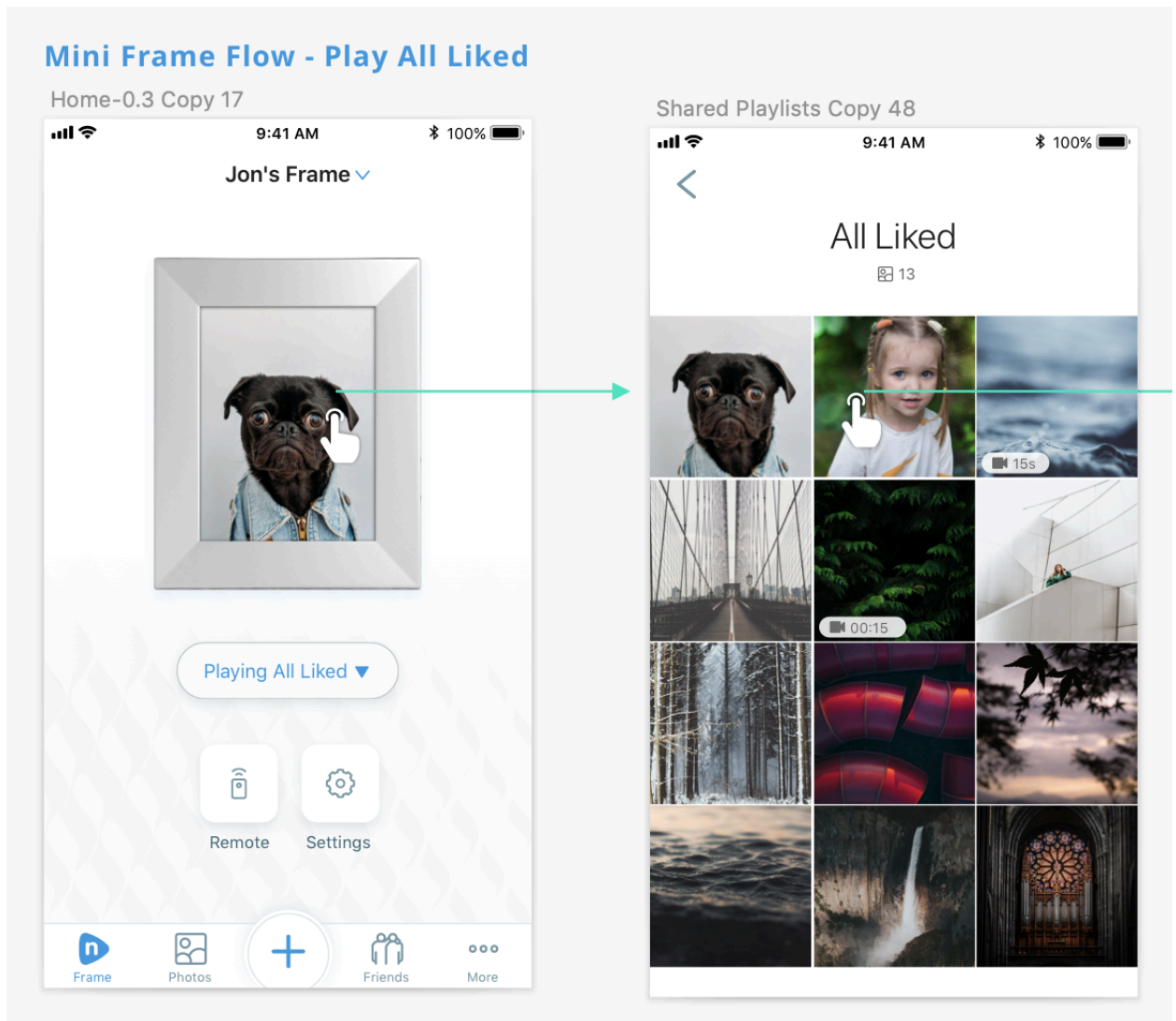
Standard Playlist Edit Actions




Dynamic Playlist Edit Actions



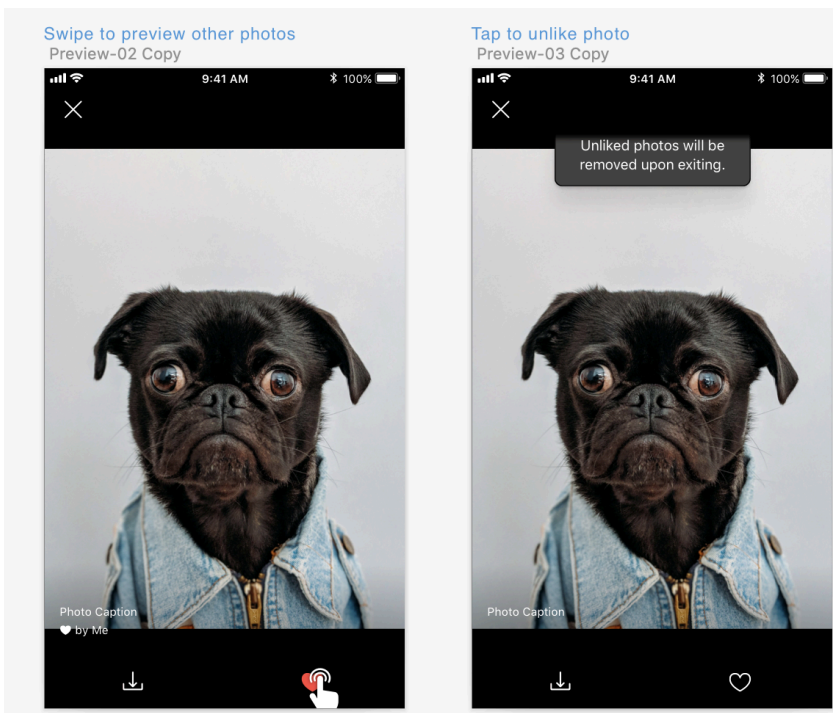
7. If the frame is playing All Liked or My Likes, click on mini frame will correspondingly go to “All Liked” page or “My Likes” page. No long press action on this page.



8. In the photo preview page of “All Liked” and “My Likes”, users can swipe to navigate between photos. No “Remove from Playlist” action. Only two actions: Download and Like
The Liked by user name list inside a collection is a **unique aggregation of all the liked users**. For example, if the same friend goes to three different playlists and likes my same photo, we will only display this photo once in All Liked Photos, and display this friend name once in the liked by friends name list.

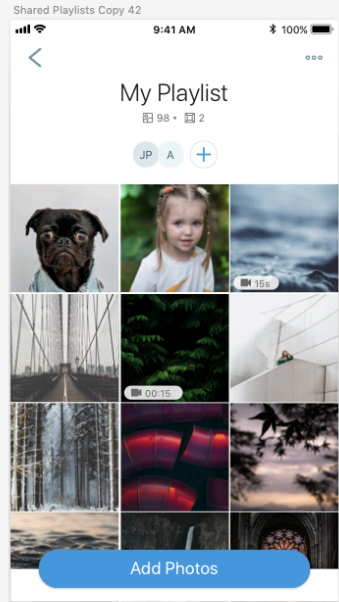



9. If the photo was liked by me, I can tap on the like button to dislike. Once disliked, the photo won't disappear immediately. Users can still swipe to navigate between photos and toggle to like and unlike. Once user taps the 'X' button to exit this preview mode, trigger playlist to fetch the latest liked photos list. (Unliked photos that don't belong to this playlist will be removed immediately) Prompt a toast message "Unliked photos will be removed upon exiting." when a user first dislikes a photo /video.



10. Notification: “[friend’s name] liked your photo.” Use the friend’s name instead of username. Notification won’t be aggregated for phase one

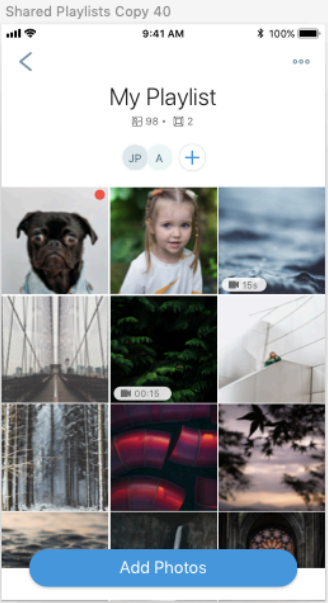
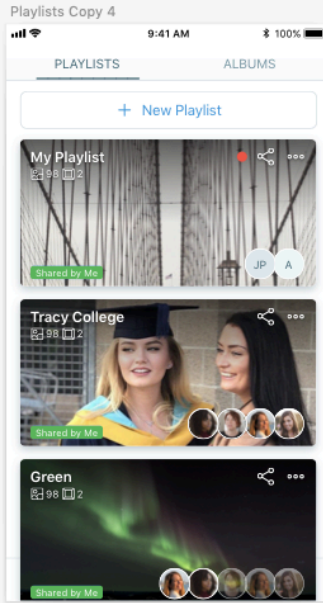
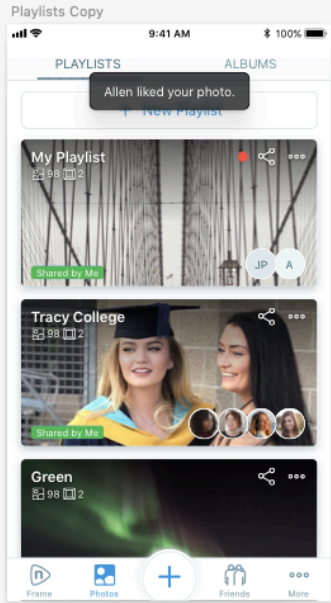
System Notification



View liked photo and like status of the photo is updated

Close photo and return to the Playlist it belongs to updated

App Notification

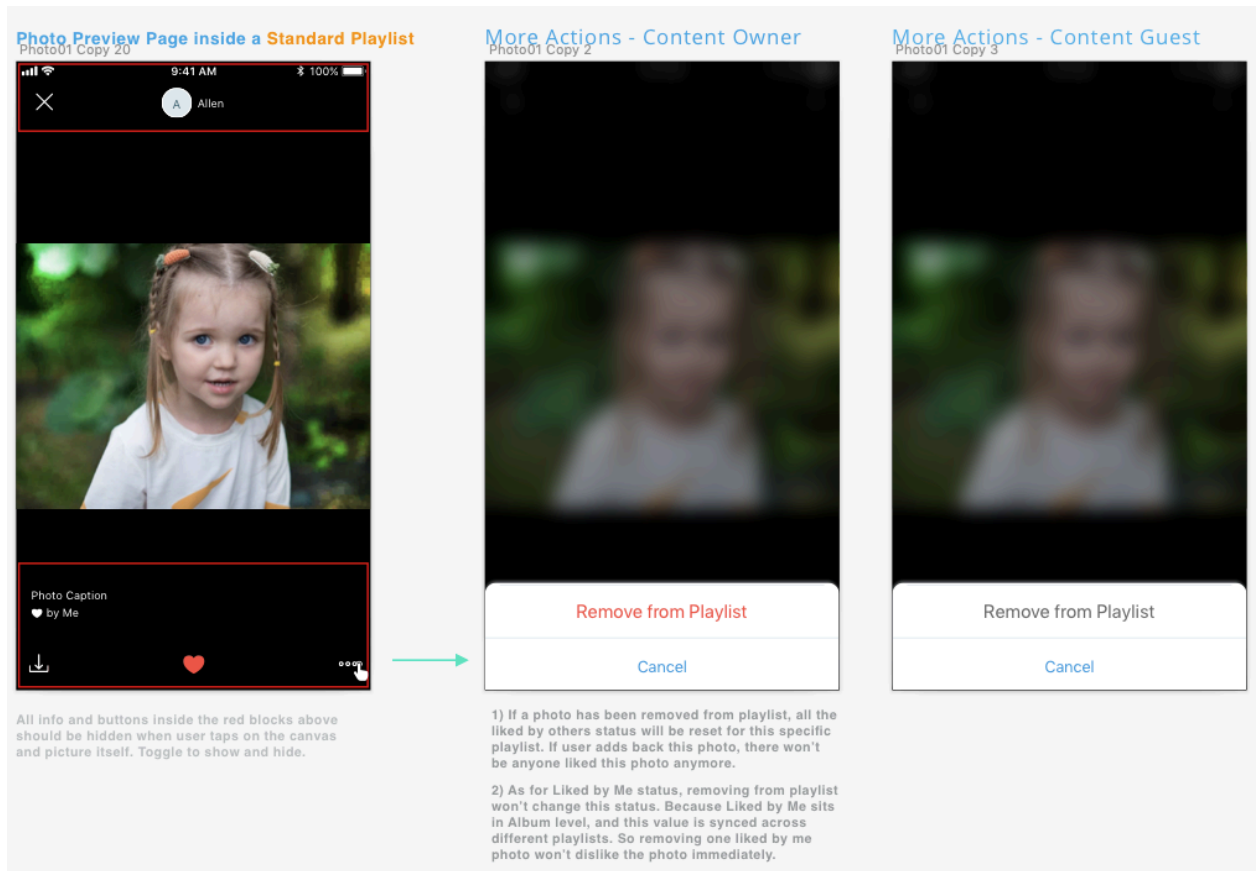


- 1) Toast message when friend likes your photo
- 2) Use friend's name instead of username
- 3) Notification won't be aggregated for phase one

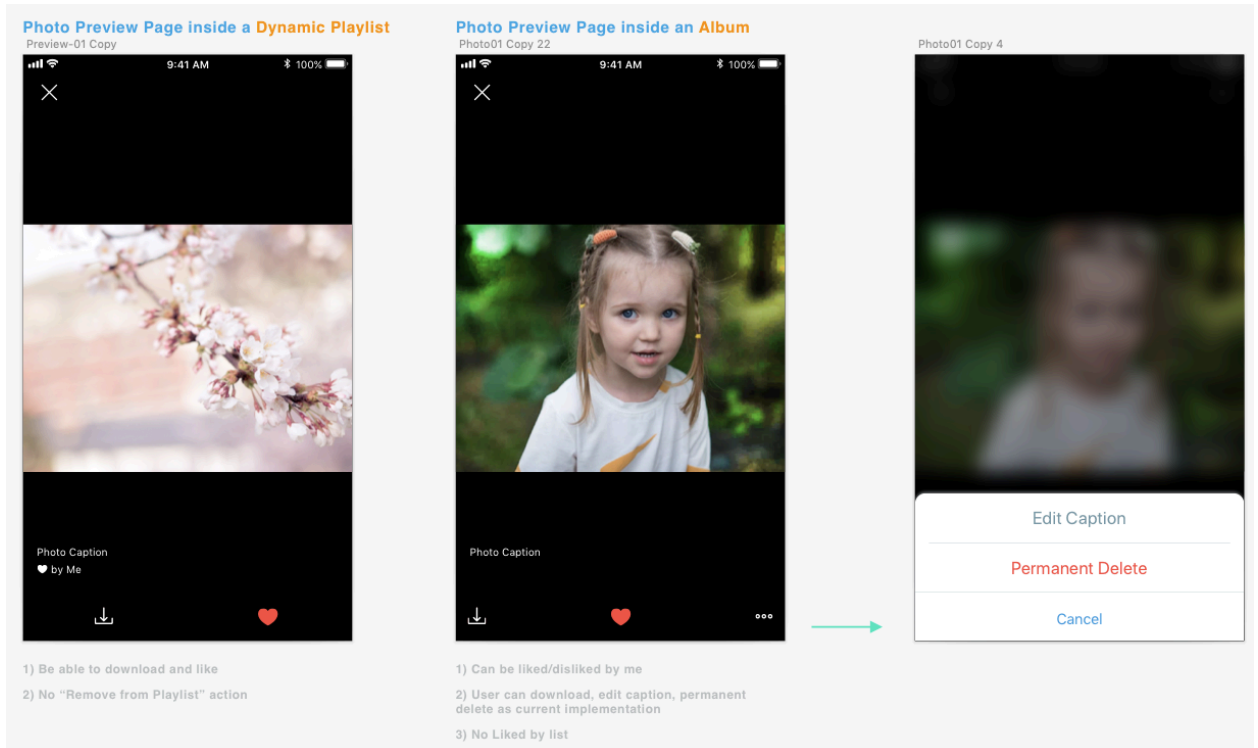
Show notification badge on the liked photo's playlist

Show notification badge on the liked photo


11. Standard Shared Playlist photo preview page: 1) If a photo has been removed from the playlist, all the liked by others status will be reset for this specific playlist. If a user adds back this photo, there won't be anyone who liked this photo anymore. 2) As for Liked by Me status, removing from playlist won't change this status. Because Liked by Me sits in Album level, and this value is synced across different playlists. So removing one liked by me photo won't dislike the photo immediately.



12. Photo Preview Page inside a Dynamic Playlist: Be able to download and like only. No "Remove from Playlist" action.
13. Photo Preview Page inside an Album: 1) Can be liked/disliked by me 2) User can download, edit caption, permanent delete as current implementation 3) No Liked by list



14. Max shows 4 lines including caption and Liked by list. If cannot show all caption and Liked by list, tap the whole caption area to show more. The caption background gradient will be extended to the bottom of the top bar.



15.