

HUUSD Data Points for August 26- September 10

State Data Points as of September 10

- [Vermont Department of Health School Based COVID-19 Transmission](#)
 - Cases Reported in the Past 7 Days: 40
 - Total Cases in Schools: 81
- [Washington County, VT](#)
 - Cases reported in the last 14 days: 350

HUUSD COVID brief

The HUUSD experienced 3 positive COVID cases within the school community since school has opened. As a result, 54 students have been quarantined.

Student Attendance Percentages (August 26- September 8)

	% ABS	% PRS
BPS Total	4.7%	95.3%
CBMS Total	7.2%	92.8%
Fayston Total	3.2%	96.8%
HUHS Total	6.0%	94.0%
HUMS Total	2.6%	97.4%
Moretown Total	3.1%	96.9%
Waitsfield Total	2.8%	97.2%
Warren Total	2.9%	97.1%
District Total	4.9%	95.1%

By Grade Level	% ABS	% PRS	By Grade Level	% ABS	% PRS
K	3.8%	96.2%	6	2.7%	97.3%
1	1.5%	98.5%	7	4.5%	95.5%
2	5.1%	94.9%	8	3.8%	96.2%
3	3.9%	96.1%	9	4.5%	95.5%
4	4.2%	95.8%	10	4.7%	95.3%
5	10.4%	89.6%	11	6.7%	93.3%
			12	8.5%	91.5%

Percentages of Absences by School

Brookside	% ABS	% PRS
K	3.9%	96.1%
1	1.7%	98.3%
2	5.3%	94.7%
3	7.1%	92.9% ¹
4	5.3%	94.7%
Brookside Total	4.7%	95.3%

Fayston	% ABS	% PRS		Moretown	% ABS	% PRS
K	6.9%	93.1%		K	1.9%	98.1%
1	1.3%	98.7%		1	0.6%	99.4%
2	5.0%	95.0%		2	4.2%	95.8%
3	1.3%	98.8%		3	1.3%	98.8%
4	0.8%	99.2%		4	3.8%	96.3%
				5	6.0%	94.0%
6	3.1%	96.9%		6	4.6%	95.4%
Fayston Total	3.2%	96.8%		Moretown Total	3.1%	96.9%

Waitsfield	% ABS	% PRS		Warren	% ABS	% PRS
K	2.5%	97.5%		K	5.0%	95.0%
1	2.9%	97.1%		1	0.0%	100.0%
2	3.9%	96.1%		2	7.2%	92.8%
3	0.6%	99.4%		3	0.0%	100.0%
4	5.0%	95.0%		4	1.7%	98.3%
5	2.2%	97.8%		5	2.6%	97.4%
6	2.7%	97.3%		6	2.5%	97.5%
Waitsfield Total	2.8%	97.2%		Warren Total	2.9%	97.1%

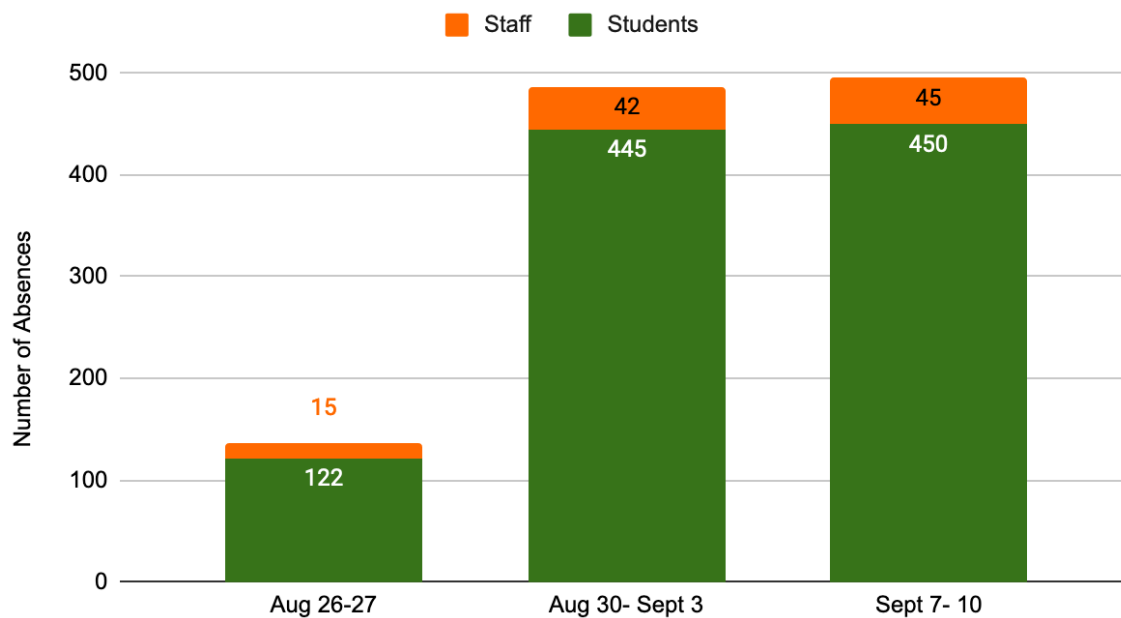
¹ 14 students in 3rd and 4th grades were asked to quarantine beginning Sept 8

CBMS	% ABS	% PRS				
5	17.0%	83.0% ²				
6	2.2%	97.8%		HUMS	% ABS	% PRS
7	6.3%	93.7%		7	1.3%	98.7%
8	3.8%	96.2%		8	3.8%	96.2%
CBMS Total	7.2%	92.8%		HUMS Total	2.6%	97.4%

HUHS	% ABS	% PRS
9	4.5%	95.5%
10	4.7%	95.3%
11	6.7%	93.3%
12	8.5%	91.5%
HUHS Total	6.0%	94.0%

Total Number of Student and Staff Absences Aug 26- Sept 10

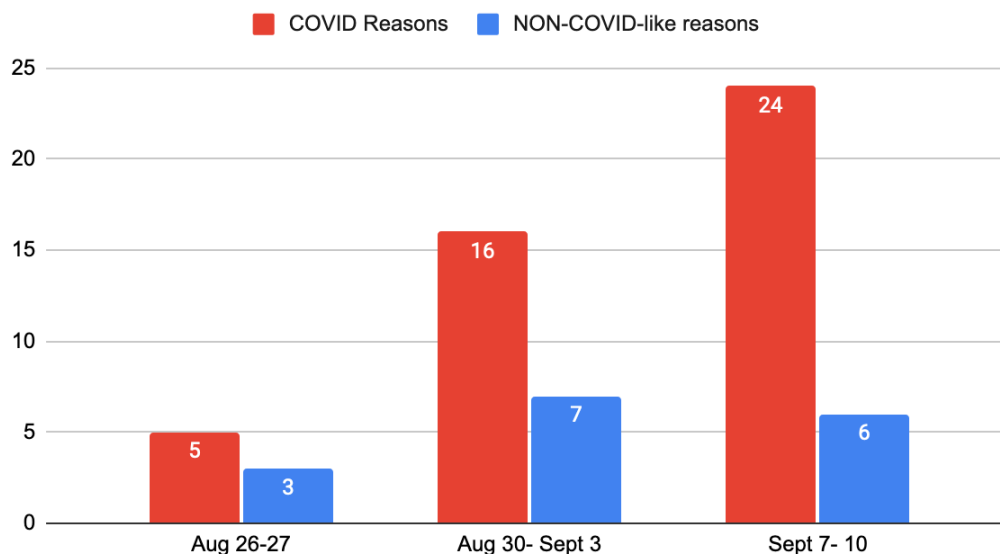
Number of Staff and Student Absences



² 22 students in 5th grade were asked to quarantine

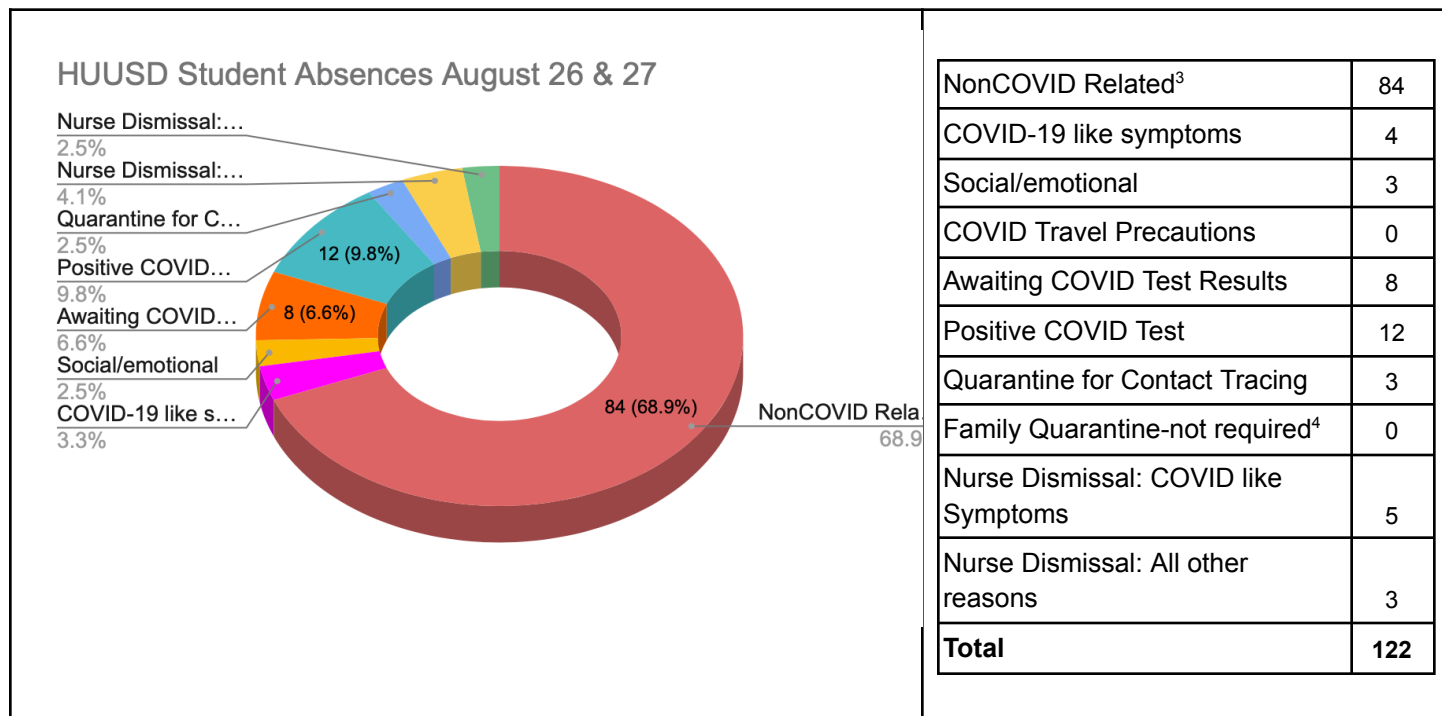
Number of Student Dismissals from Health Office Aug 26-Sept 10

Dismissals from the Health Office



Reasons for in person student absences August 26- September 10

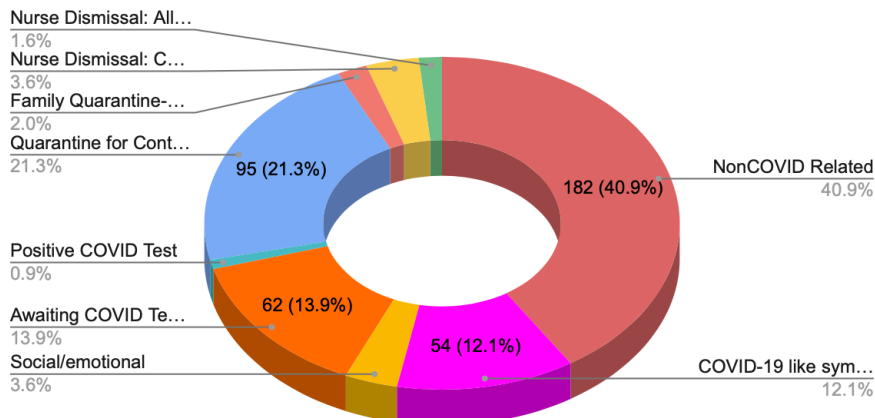
The following charts give student days missed and reasons for absences.



³ Non-COVID related would include medical appointments, bereavement, family vacation, religious holiday

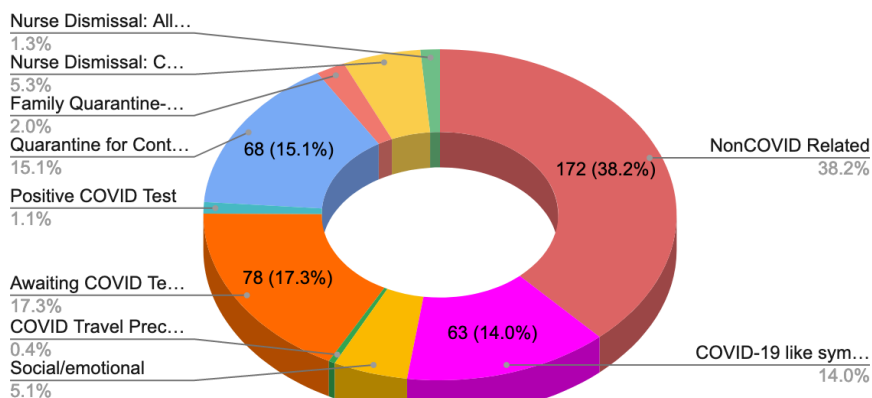
⁴ Some families have chosen to keep students home if a parent has been identified as a close contact

HUUSD Student Absences Aug 30-Sep 3



NonCOVID Related	182
COVID-19 like symptoms	54
Social/emotional	16
COVID Travel Precautions	0
Awaiting COVID Test Results	62
Positive COVID Test	4
Quarantine for Contact Tracing	95
Family Quarantine-not required	9
Nurse Dismissal: COVID like Symptoms	16
Nurse Dismissal: All other reasons	7
Total	445

HUUSD Student Absences Sept 7-10



NonCOVID Related	172
COVID-19 like symptoms	63
Social/emotional	23
COVID Travel Precautions	2
Awaiting COVID Test Results	78
Positive COVID Test	5
Quarantine for Contact Tracing	68
Family Quarantine-not required	9
Nurse Dismissal: COVID like Symptoms	24
Nurse Dismissal: All other reasons	6
Total	450