



goo.gl/DB2eF2

We've all had those learners: reluctant readers. You may even be one of them. Chrome Apps and Extensions include some awesome tools to help both English Language Learners and reluctant readers get started reading. Who doesn't need an extra boost to get started sometimes?

All of these items are available for FREE in the Chrome Web Store or Add-Ons sections of Google Apps. To add a Chrome App or Extension, go to the [Chrome Web Store](#). Search for the product. Click on "Free" and choose "Add." Check out fennovation.org for full list of Chromified resources.

Table of Contents:

[Word Cloud Website Preview](#)

[Announcify](#)

[BeeLine Reader](#)

[TLDR: Too Long Didn't Read \(Currently not working. Try this TL;DR instead\)](#)

[Awesome Screenshot & Capture \(Minus Edition without the Spyware\)](#)

[MoveNote](#)

[Speech Recognition Add-On for Google Docs](#)

[Rewordify.com](#)

[Connected Classrooms Workshop](#)

[Hemmingway Editor](#)

[Telescopic Text](#)

[Read & Write for Google](#)

[Fluency Tutor for Google](#)

[Snagit App & Extension](#)

[Learn English- the free way](#)

[Making Text Clearer](#)

[Notetaker](#)

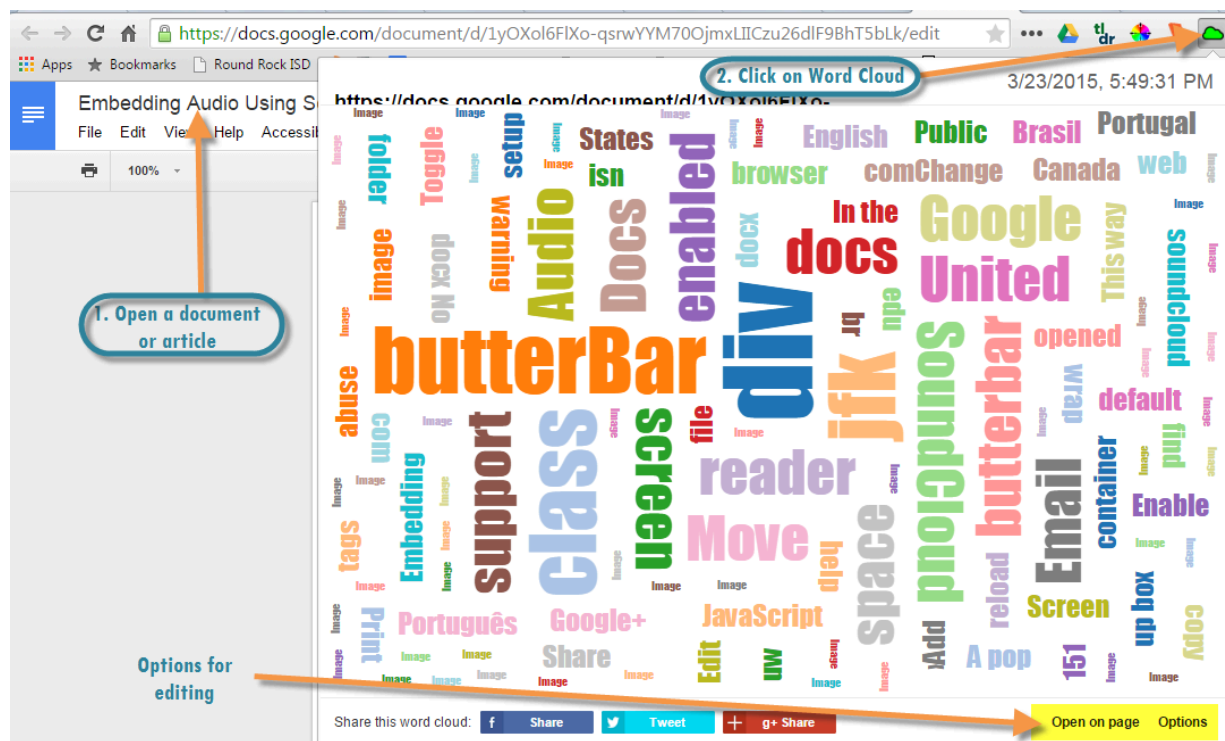
[Newsela or Curriculet](#)

[Mind Mapping](#)

[Notegraphy](#)

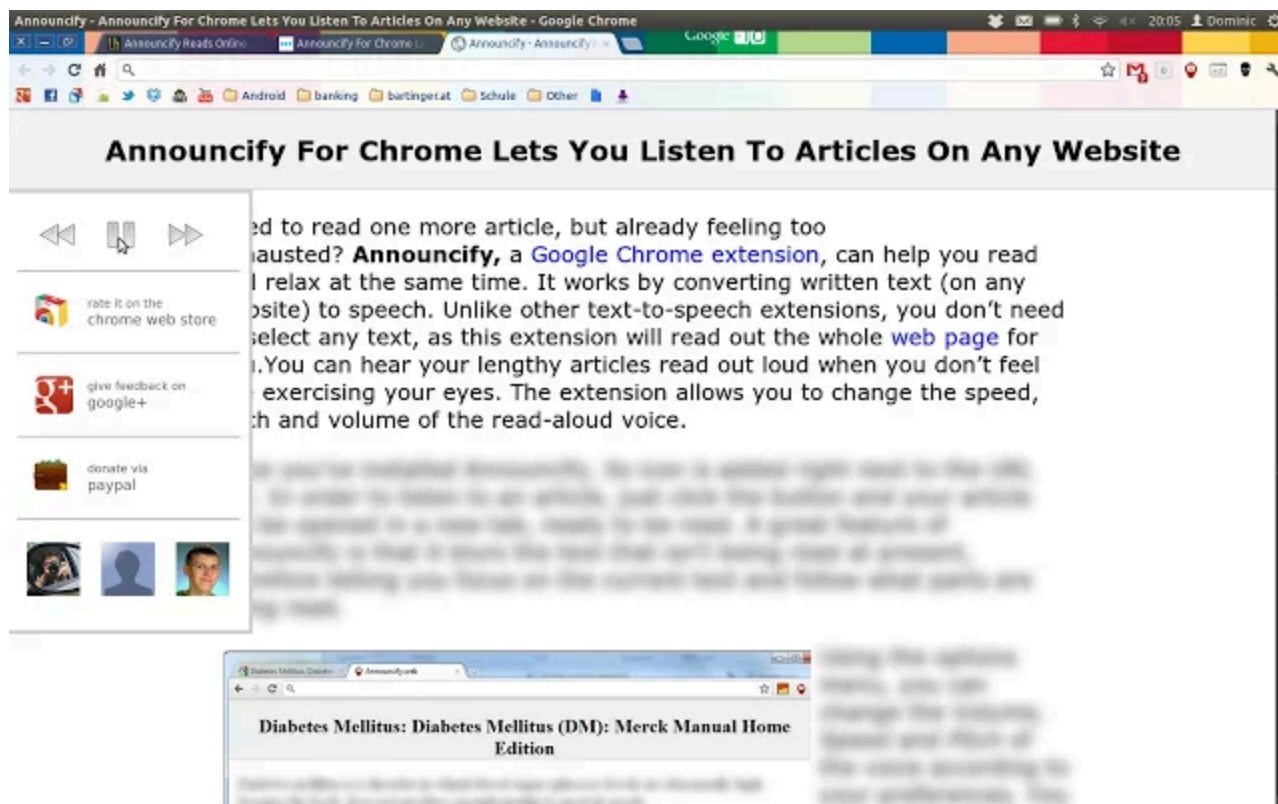
1. [Word Cloud Website Preview](#)

This handy extension gives generates a Word Cloud from the page you are currently reading. For ELL students and reluctant readers, this provides an overview of the content, a place to gather a general understanding of the article. Try this: ask your students to go to an article and run the Word Cloud Website Preview extension. Ask them to note the words that appear the most and create an anticipation chart. The uses are countless!



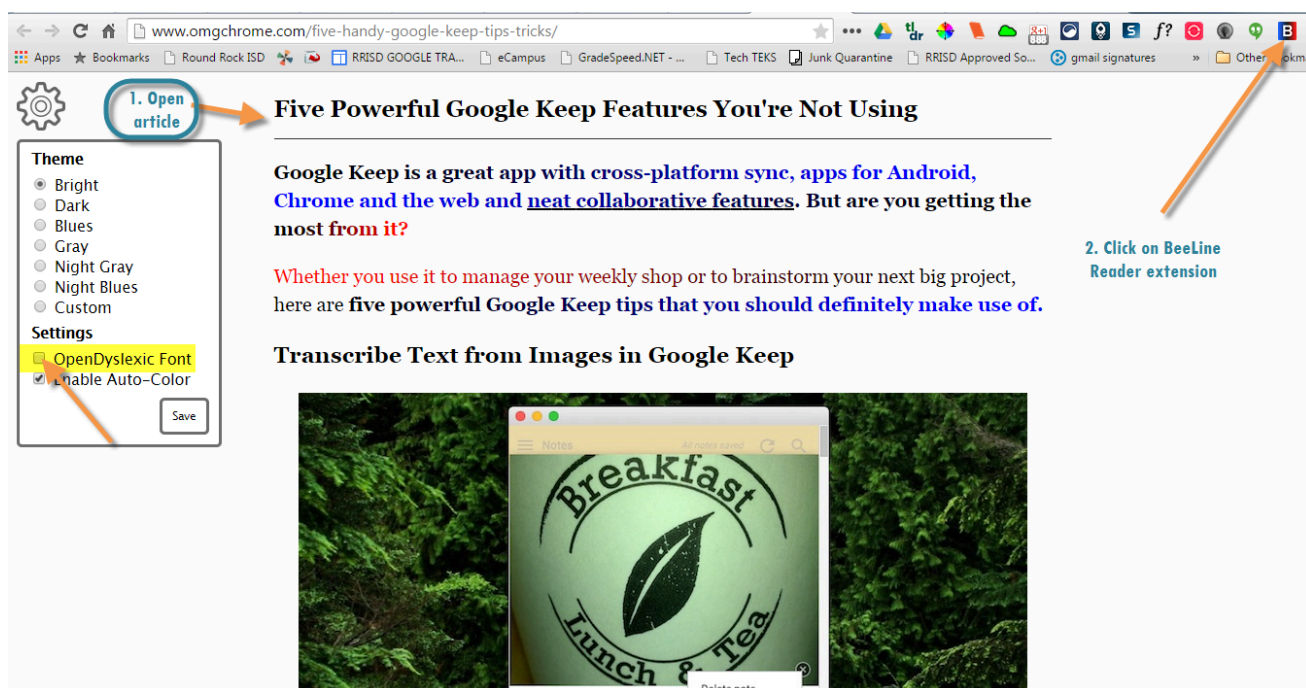
2. [Announcify](#)

I'll admit it - I used to use another text-to-speech translator. However, this is my favorite by far. It highlights the section it is currently reading and blurs out the rest. One of the struggles my former English students had was focusing on content. This extension takes away that obstacle.



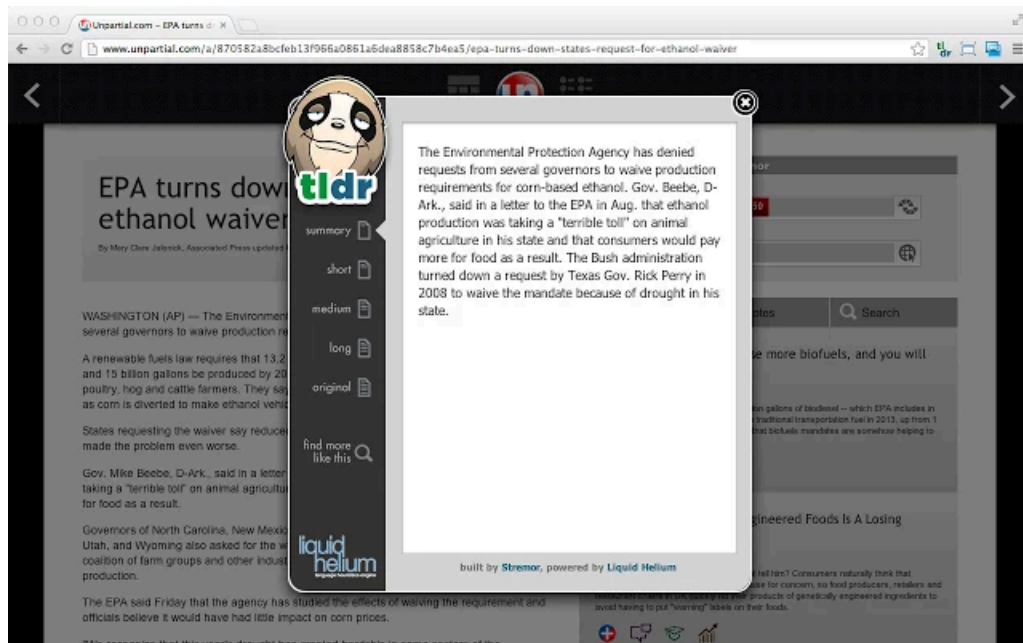
3. BeeLine Reader

Like Announcify, this tool will make text clearer. Another obstacle struggling readers have is sorting the “extra stuff” from the actual content. BeeLine Reader strips a Website article of the fluff and leaves just the text. It also color codes the lines for easier reading. And, it also includes a checkbox for Open Dyslexic Font, allowing students with Dyslexia to read in an adjusted font.



4. [TLDR: Too Long Didn't Read](#) (Currently not working. Try this [TL;DR instead](#))

Who doesn't love an extension that immediately summarizes a Website into various lengths? When students click on TLDR, it immediately generates an overview as well as a short and long summary. Students can use this when researching in order to decide if the article is of value. They can also use it when writing by modeling summaries from those TLDR generates.

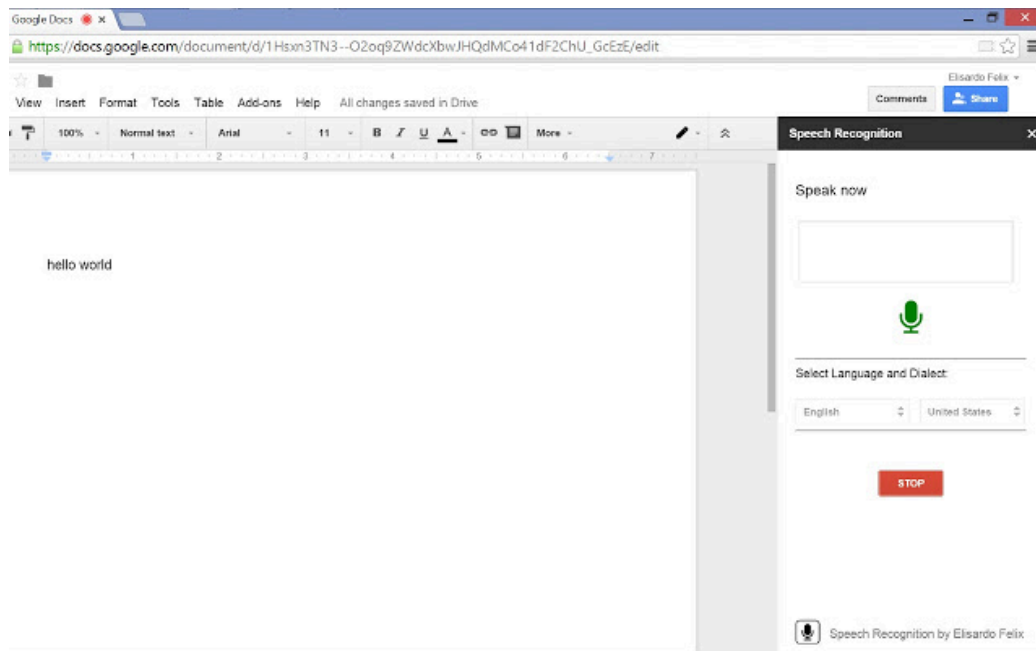


5. [Awesome Screenshot & Capture](#) (Minus Edition without the Spyware)

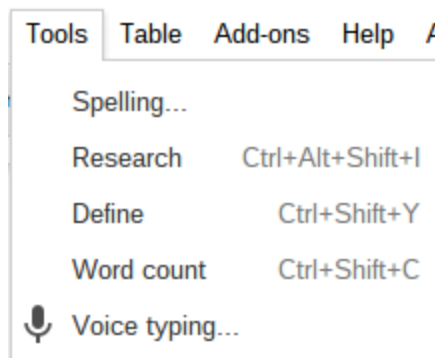
There are many screenshot tools in the Chrome Web Store. Some are better than others, but this one is a favorite among my teachers and students. Students can take a screenshot of the entire page (not just the viewable region), create annotations (label elements in the article) and save to their Google Drive. This is great for students who need to gain understanding of textual elements and voice.

7. [Speech Recognition Add-On for Google Docs](#)

Okay, so this isn't a Chrome App or Extension, but it is a Google Docs Add-On. You are probably asking: why hasn't this tool been around forever? With this add-on, students can talk directly into Google Docs and it will translate it to text. Think about students just learning English who need assistance writing. I think of my students who could verbalize an essay, but who could not write it down. Now, students can speak the essay and edit the text after. Bravo! You can read more about it on the [developer's site](#).

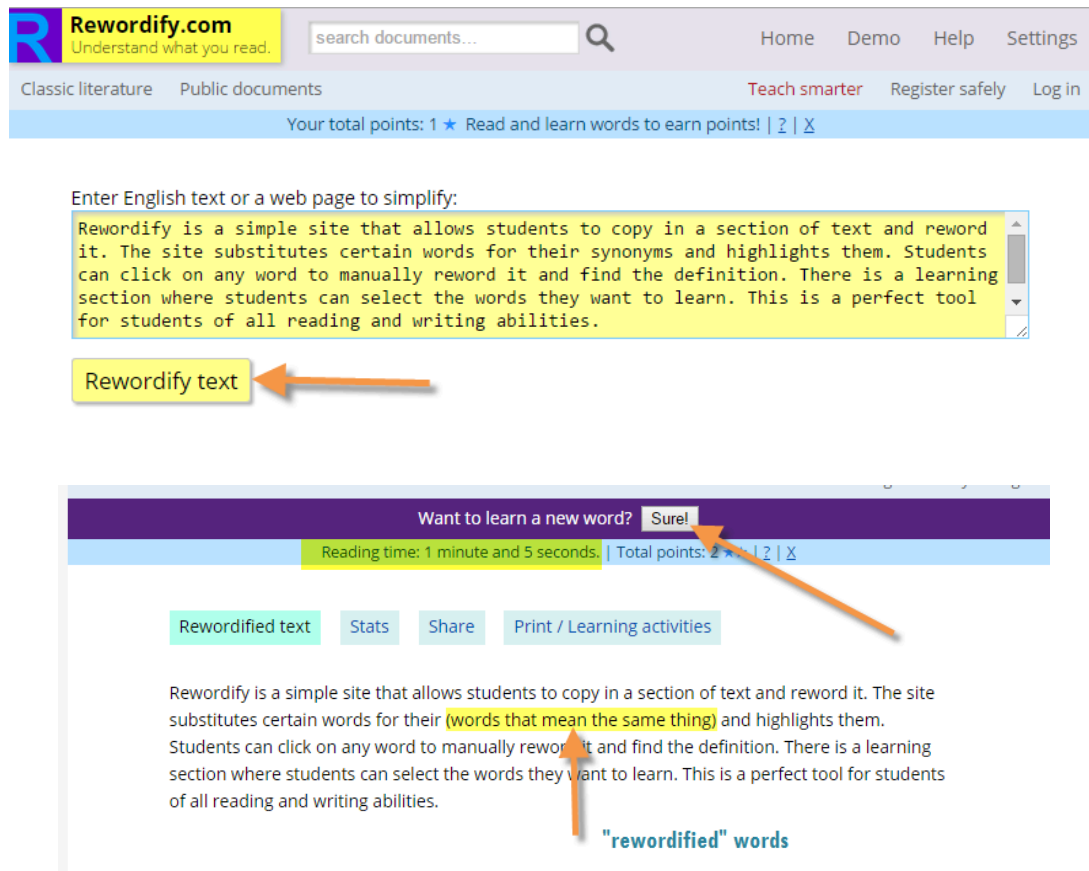


UPDATE: Under Tools, you will find an option for "Voice Typing." With this feature turned on, you can now talk to your document and it will transcribe it for you without any additional add-ons!




8. [Rewordify.com](https://www.rewordify.com)

Rewordify is a simple site that allows students to copy in a section of text and reword it. The site substitutes certain words for their synonyms and highlights them. Students can click on any word to manually reword it and find the definition. There is a learning section where students can select the words they want to learn. This is a perfect tool for students of all reading and writing abilities.



9. [Connected Classrooms Workshop](https://plus.google.com/communities/114711111111111111111)

This Google Plus Community is a spot for educators around the world to connect. In classrooms where there are struggling readers or students just learning a new language, this provides an opportunity to connect with classrooms around the world. Imagine a classroom full of students learning French who are connected via a Hangout to a classroom in France. This platform is great for immersion practices and discovering culture.







Brad Corless
 Classroom-to-Classroom - Mar 19, 2015

Hello all,


I am a Technology Coach for the High Prairie School division in northern Alberta. I have some teachers that would like to connect with Grade 2 classes in Saskatchewan, New Brunswick or Nunavut (or a combo of all three). We would be interested in Google Hangout and/or connecting through blogging (Kidblog).

+1

4 comments ▾



Brad Corless
 Mar 19, 2015

Thanks all for your responses. We are looking for particular regional connection because of curriculum. We wanted to connect the students to people in an area that they are studying.

→ author

Just post in the community & you will be connected!

Then, start a Hangout with your connections to connect your classrooms.

10. Hemmingway Editor

This is a great writing helper. You can use the editor online or the new desktop version. Either type in text into the editor or copy & paste text into it. Once text has been added into the editor, you can click on the edit button to to get your readability score. You can now find sentences that are hard to read, words that could be made simpler, adverbs, and passive tense. It highlights each in a specific color to make easy edits. I actually just pasted this text into the editor and it found some areas that were difficult to read. So, I made the changes. It's now a grade 5 reading level. Enjoy!

Hemingway Editor

Desktop Version

Just Released!

This is a great writing helper. You can use the editor online or the new desktop version. Either type in text into the editor or copy & paste text into it. Once text has been added into the editor, you can click on the edit button to get your readability score. You can now find sentences that are hard to read, words that could be made simpler, adverbs, and passive tense. It highlights each in a specific color to make easy edits. I actually just pasted this text into the editor and it found some areas that were difficult to read. So, I made the changes. Enjoy!

Write Edit

Readability

Grade 5
Good

Paragraphs: 1
Sentences: 9
Words: 107
Characters: 461

0 of 9 sentences are hard to read.

0 of 9 sentences are very hard to read.

1 adverbs. Aim for 0 or fewer.

0 words or phrases can be simpler.

11. Telescopic Text

I use this site to help student elaborate when writing. This is often a hard concept to teach. This site allows students to click on a word or phrase and expand it into a more elaborate word or phrase. the [Telescopic Write](#) lets students type in their sentence or paragraph and expand their own words and phrases. I use the text version first so students can see how to expand words and phrases. Then, I have students try a sentence or two in the write version to expand their own text.

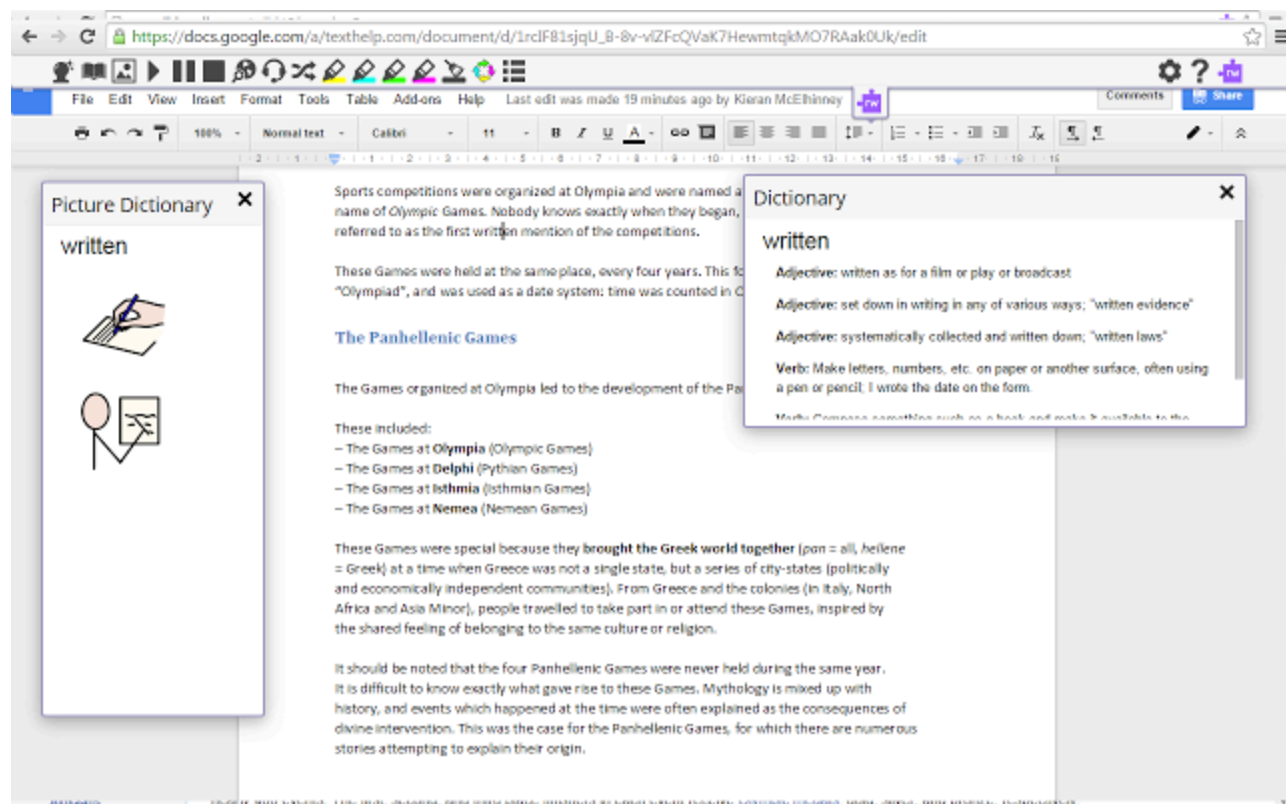
I boiled the kettle. The kettle grumbled so I poured water onto a teabag and watched it brew. I put the teabag in the bin. I picked up my mug and left the kitchen with a nice, hot cup of strong tea.

by Joe Davis

Click on word or phrase to expand it and elaborate.

12. Read & Write for Google

Though this extension has premium features, there are many elements of the free version that are useful. You can hear words, passages, or whole documents read aloud with easy-to-follow dual color highlighting. Within Google Docs, students can have words and passages read aloud to them. The other “readers,” do not integrate into Google Docs like this.



13. Fluency Tutor for Google

The Teacher Dashboard is a premium feature. However, the student edition is completely free to use. With Fluency Tutor, students can open reading passages via Google Drive. It also gives support tools to assist students when listening to and practicing reading passages. And, it allows students to record passages and listen to themselves reading aloud. This is a Chrome App, but it's only usable on tablets.

samplestudent@myschool.edu

Chocolate, Tomatoes, and Potatoes

Some foods are associated with specific ethnic groups. A dish cannot be Italian without tomato sauce. A dish cannot be Irish without potatoes. Chocolate, well, everybody likes chocolate. The British eat almost twice as much chocolate as chocolate-gobbling Americans. The British eat 22 pounds per person each year. However, none of those foods are native to those countries. All three come from South America.

Can you imagine a world without pizza, French fries, and chocolate bars? You would have to unless the Mayans and Aztecs were not such good farmers. Chocolate was originally served as a spicy drink. The Aztecs ground cocoa beans into a paste. Then they added chili peppers, corn meal, and other ingredients. The final drink was bitter and frothy. Everyone, rich and poor, drank it. It was also used in religious ceremonies.

Columbus probably brought the first cocoa beans back to Europe in 1502. No one paid attention. However, by the 1650s, all of Europe was drinking chocolate.

People in Europe once thought that tomatoes were poisonous. The fruits were small, shiny, and yellow. The British confused them with another fruit. That fruit was a natural poison against wolves. They used tomatoes only for decoration.

Record

Play

Pause

Stop

Rewind

Forward

Dictionary

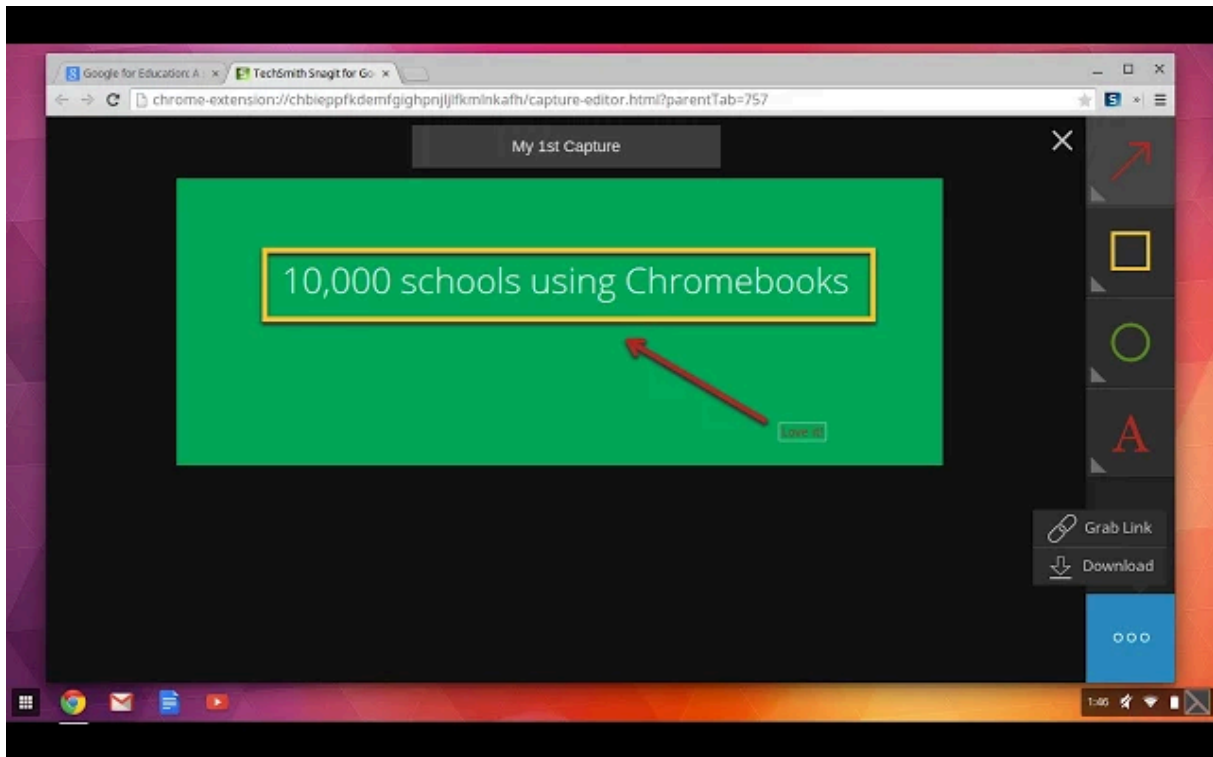
Picture Dictionary

Translate

Reading Speed: Regular

14. Snagit [App](#) & [Extension](#)

Students can record their screens with annotations and save them as MP4s or GIFs. This is a great way for students to practice speaking in another language. For example: allow them to provide a quick tutorial and make a screencast of it. You will need both the App and the Extension to create the screen recording. The product can be downloaded or saved into your Google Drive.



15. Learn English- the free way

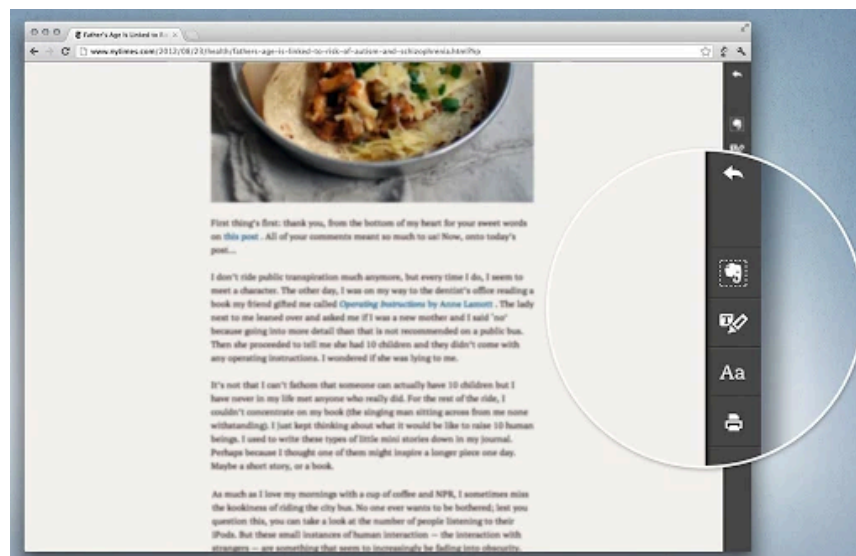
In [Duolingo](#), Students can learn up to six different languages for free. There are corresponding vocabulary and grammar lessons. Like other gamified sites, students earn points along the way to unlock “secrets.” This is great for students needing an extra boost in learning English. It is also great for parents and community members who want to learn English and cannot afford other programs. In [LiveMocha](#), can learn up to 35 languages for free. It is similar to Duolingo, but offers the chance to connect with native speakers. Check out [Johnny’s list](#) for other online language learning tools. Many are based in social networks so they may not be accessible in schools. Sample out a few & pick the ones that work for you.

There are many more tools available through the Chrome Web Store. Be sure to share out the tools you find that others can help other students. Tools students also love (that are not listed) include: WeVideo and SpeakIt.

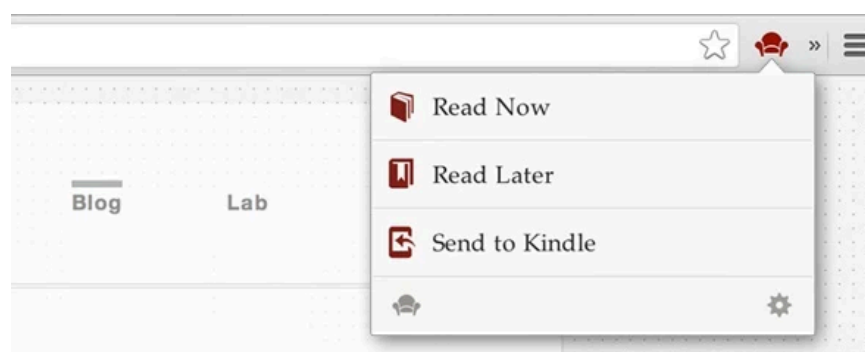
16. Making Text Clearer

In addition to the ones listed here, several other Chrome Apps & Extensions can make reading text simpler and clearer.

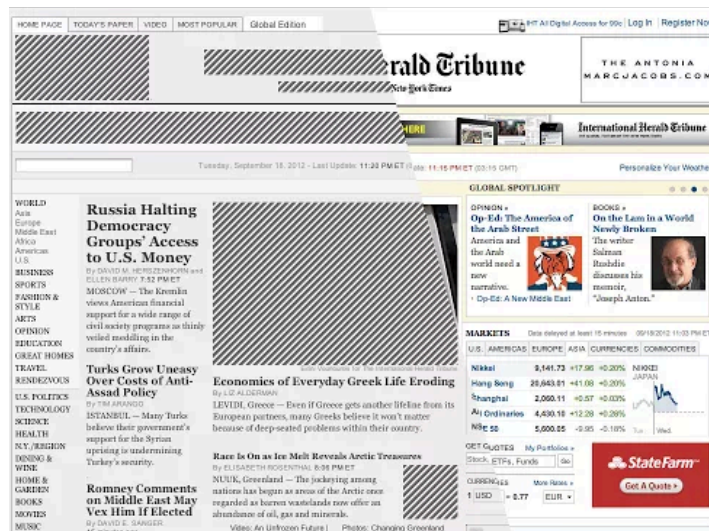
Clearly: Being part of Evernote makes this tool even more viable. With one click, all distractions in the text disappear. With the Evernote connection, you can clip articles to your Evernote Journals. This makes it easy for students to read and to collect notes.



Readability: This extension works nicely with Kindles. Choose to read now and disable all non-text features, read later and save it to your Readability list, or send to Kindle and read it on your Kindle. If you tag your texts, you can also build up an extensive, searchable reading list.

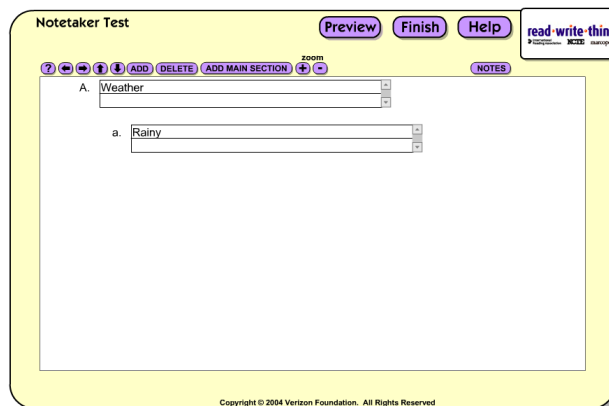


Text-mode: With the click of an extension button, you can declutter pages by stripping them of audio, visual, color, and ads. As a result, it is easier to scan text and to load pages. Try this when reading for content without the use of visual aids.



17. [Notetaker](#)

This handy tool by ReadWriteThink helps students compose outlines. Students can choose from bullet, letter, and Roman Numeral outline formats. They add the main ideas and the sub points and it guides them through the process. They can also add in notes.



This is perfect for students new or learning formal writing. The easy-to-use outline creator takes some of the pressure off of developing an outline. A great tool not only for younger to middle students, but for those learning the language.

18. [Newsela](#) or Curriculet

This product is a Chrome App that has both free and paid versions. For many, they opt to do the paid version, but you can do the trial version first or you can opt for the free version. This Chrome

App contains news articles for reading levels grades 3-12. The best part?! You can choose to assign a particular reading level to students. They will not know the level. As they read and take reading comprehension quizzes afterward, it will move them to the most appropriate reading level, gradually moving students up the lexile scale.

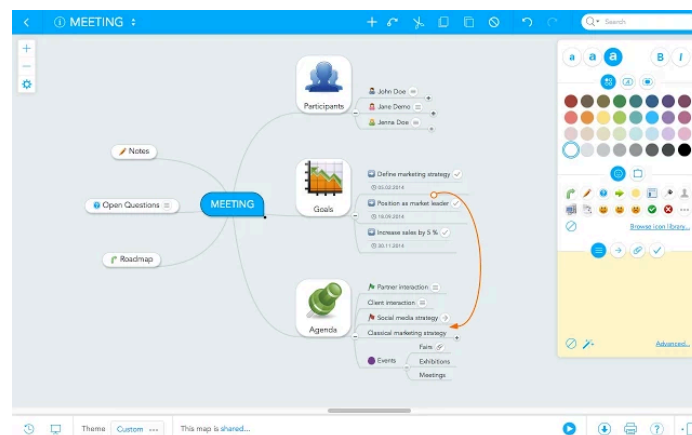
The screenshot shows the Newsela website interface. At the top, there's a navigation bar with categories like War & Peace, Science, Kids, Money, Law, Health, and Arts. The main article is titled "If the Taliban takes power, Afghan women fear their freedoms may vanish" by the Los Angeles Times, dated Feb. 13, 2014. The article features a photo of three women in headscarves looking at a smartphone. To the right of the article is a reading comprehension quiz for Standard 3: People, Events & Ideas. The quiz includes a question about reasons why educated and liberated Afghan women live in constant fear, with four multiple-choice options. The correct answer is marked with a green checkmark.

This is a great way to read age-appropriate material at appropriate reading levels.

19. Mind Mapping

Mind mapping is a great way to show mastery over material, plan writing, and organize thoughts during reading. It can be a critical step in helping ESL and ELLs show mastery in English.

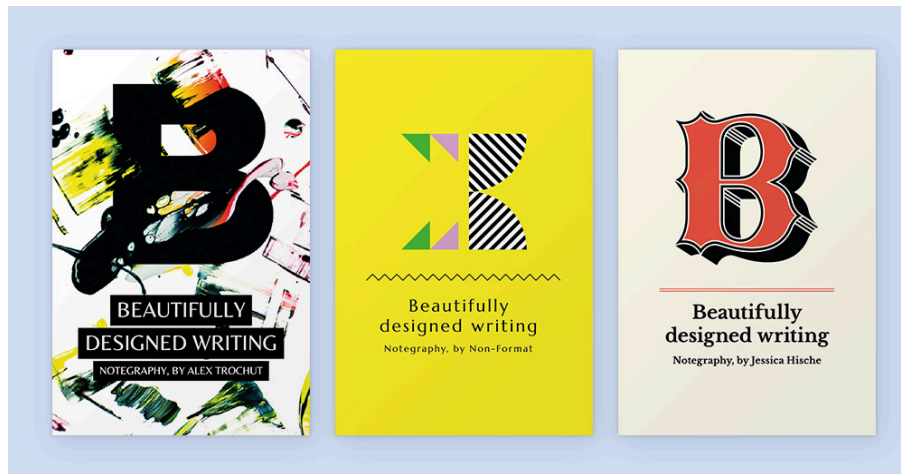
[MindMeister](#) is a personal favorite for grades before ninth grade. It allows for multiple editors so you, as the teacher, can start the mind maps or students can create them with other editors. Students can even insert multi media. Think audio and images!



[LucidChart](#) is a personal favorite for upper middle school and high school. It has more advanced formatting features and a slightly more polished look. Otherwise, it has most of the same features as MindMeister.

20. [Notegraphy](#)

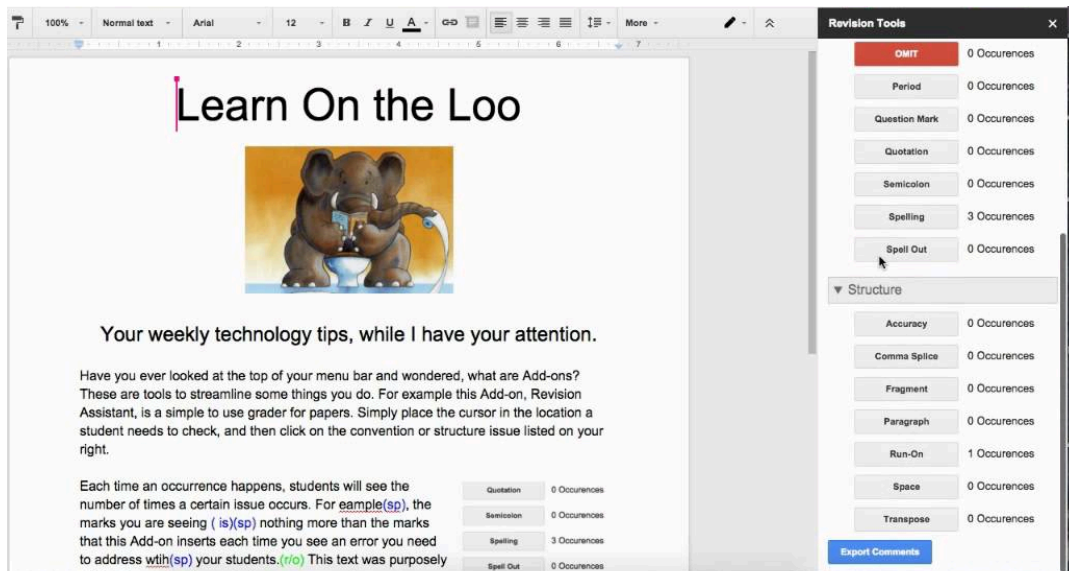
Notegraphy is an app and a Website that allows users to write beautiful published notes. Imagine students using this for daily journaling. Or, imagine having them write notes in the form of a character and stylize them according to that character. The design aspect is also a great motivator.



It also will post/share on social media if you desire as well.

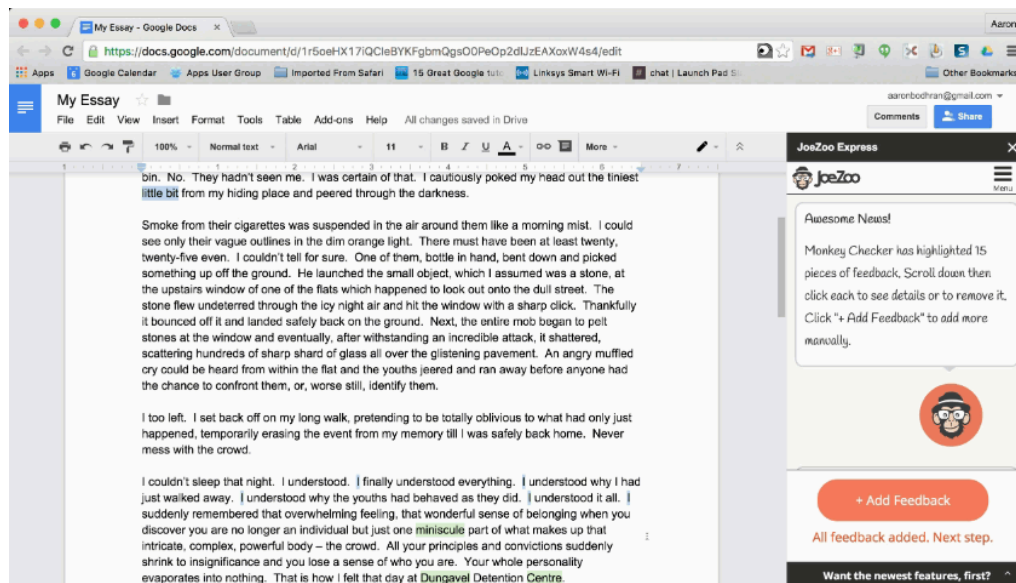
21. [Revision Assistant](#)

This is a free tool that allows you to mark up Google Docs with your own codes and standards. The software allows proofreading marks, reminiscent of the old school proofreading marks, to be inserted into the page. Proofreading marks are tracked by occurrence on the page. Proofreading marks are categorized into two types: Conventions (blue) and Structure (green). Omit, which is located in conventions category, is the only button to output red color.



22. [Feedback Tool for Google Docs](#)

This handy Google Docs Add-on allows teachers to provide feedback and rubrics easily to students. Use the Monkey Checker to assess grammar and mechanics. Use the Rubric Builder to build rubrics within your Google Doc and to assess. Read [Synergysé's blog](#) for more details!



23. **More info soon to come**

check back here

for more!

You can always find more extensions and apps available in the Chrome Web Store in [Let's Get Chromified](#). Check out [Fennvoation.org](#) for a complete list of literacy resources.

[Christy Fennewald](#) is a former high school English and creative writing teacher, a former technology coordinator for a K-12 school district and GAFE administrator, and a current technology integration coordinator. She is a Google Certified Trainer and Google Certified Innovator, Edmodo Certified Trainer, flipped certified teacher, an avid blogger, and an instructional technology geek--always on the lookout for new tools to improve education, enhance digital literacy and digital citizenship curricula, and change the educational framework. She is also co-founder of the RRISD Ninja Academy, co-organizer of EdTech Women-Austin, and the leader of Google Educator Group Central Texas (GEG CENTX). She is a learner, a maker, an outdoors enthusiast.