




Distance Learning Daily Assignments

Building: East		
Teacher: Mrs. Shelton		Grade: K
Day & Date	Thursday, May 14, 2020	
Content Area	Standard/Objective	Assignment
ELA	<p>Students will read the sentences and figure out which one matches the picture.</p> <p style="text-align: center;">AND</p> <p>Students will find the -in family words and write them.</p> <p>Students will play a reading comprehension game.</p>	<p>Choose <u>one</u> page in the packet to complete:</p> <ul style="list-style-type: none"> • I can Read Simple Sentences <ul style="list-style-type: none"> ◦ Students will read the sentences and figure out which one matches the picture.. <li style="text-align: center;">OR • Find and Record -in Words <ul style="list-style-type: none"> ◦ Students will find the -in family words and write them. • Play the <i>Boom Cards</i> Reading Comprehension game (assist with directions only) <ul style="list-style-type: none"> ◦ click on this link for the game: Reading Comprehension ◦ (Complete BY Friday PM) ◦ Link for password/username: Smore ◦ <i>I will be tracking each child's progress for a grade.</i> <p>Additional:</p> <ul style="list-style-type: none"> • Reading Homework Books • Sight Word Flashcards
Math	<p>Students will color the time that matches the picture.</p> <p style="text-align: center;">OR</p> <p>Students will match the number to the ten frame.</p>	<p>Choose <u>one</u> page in the packet to complete:</p> <ul style="list-style-type: none"> • Time: Everyday Events <ul style="list-style-type: none"> ◦ Students will color the time that matches the picture.. <li style="text-align: center;">OR • Place Value: Match it Up! <ul style="list-style-type: none"> ◦ Students will match the number to the ten frames. ◦ <p>Additional:</p> <ul style="list-style-type: none"> • Practice 2D shapes with this song: 2D shape song • Practice 3D shapes with this song: 3D shape song

<p>Science</p>	<p>Students will go on an inventor scavenger hunt. Then they will send me a flipgrid showing 3 of the things they found and how they match the clues.</p>	<ul style="list-style-type: none"> • Living and Non-Living Scavenger Hunt <ul style="list-style-type: none"> ◦ Students will go on a scavenger hunt and look for items that match with the clues below. • Flipgrid Response (optional assignment) <ul style="list-style-type: none"> ◦ Students will send a Flipgrid showing 3 things they found and how they match the clues. ◦ Click here:: https://flipgrid.com/60497676 ◦ Student ID: their student number ◦ When the selfie needs to be taken, have them smile. <div data-bbox="989 483 1751 643"> <h2>LIVING & NON-LIVING SCAVENGER HUNT</h2> </div> <div data-bbox="976 643 1703 1214"> <ul style="list-style-type: none"> • Find an animal. • Find a ball. • Find something green that grows. • Find a chair. • Find a person that takes care of you. • Find something you can ride. • Find something that has wings. • Find something you can write with. • Find your favorite food. • Find something that grows on a tree. • Find a book. • Find something that can hop. • Find a vegetable. </div> <div data-bbox="1409 634 1619 667"> <p>primary playground</p> </div> <div data-bbox="1619 659 1745 781">  </div> <div data-bbox="1566 1081 1734 1211">  </div> <div data-bbox="963 1219 1766 1263">  </div>
		<ul style="list-style-type: none"> • Use the writing paper with the sentence starter "Today I feel..." Have your

<p>Writing</p>	<p>Students will write 2 or more sentences about what they feel using finger spaces, correct punctuation, etc.</p>	<p>child finish the sentence using words from the bottom as an example if they would like..</p> <ul style="list-style-type: none"> • <i>Follow the narrative rubric (scoring guide) closely. To see click here: rubric</i> • Don't forget to draw a picture in the space provided at the top that matches what you write. Use at least 3 colors and details! • Use correct spaces between words, correct capital and lowercase letters, and a period at the end of each sentence. Also, let your child use “kid writing” where they try to sound out the words they want and write what they hear. Help them sound them out but don't tell them how to spell the words; don't worry if it's not spelled perfectly. It may look like this: <i>I hav a frind namd Ange.</i> (I have a friend named Angie.) It is using the sounds they hear. They are just learning so they won't spell everything correctly. It's fine and helps them feel comfortable. Write what they say it says underneath so show them “adult writing”.
<p>Specials Classes</p>	<p>Specials Class of the Day: Library</p>	<ul style="list-style-type: none"> • Library with Mrs. Wilson or Mrs. Ross: google classroom code: rqqrpya <ul style="list-style-type: none"> ○ to contact Mrs. Wilson: cwilson@waynesville.k12.mo.us ○ to contact Mrs. Ross: kröss@waynesville.k12.mo.us