




Put the English Title Here (14-point Bold)

First Author's Name and Surname¹, Second Author's Name and Surname^{2*}, Third Author's Name and Surname³

¹ First Author's Affiliation (Department/Faculty/College/Institute/ School/Center, University), Country, Email,  0000-0000-0000-0000

² Second Author's Affiliation (Department/Faculty/College/Institute/ School/Center, University), Country, Email,  0000-0000-0000-0000

³ Third Author's Affiliation (Department/Faculty/College/Institute/ School/Center, University), Country, Email,  0000-0000-0000-0000

* Corresponding author: Full name of the corresponding author (email of the corresponding author)

Article Info

Abstract

Article History

Received:
Day Month Year

Keywords

Key word
Key word
Key word
Key word
Key word

Please use 14-point bold for your article title, with an initial capital letter only for proper nouns. Align the article title to the left. Use 10-point bold for all authors' names. Please include full author information; this information will be removed by the editorial office before the double-blind review process. Use 9-point font for affiliations, addresses, and email addresses. ORCID information is required for all authors, and one author must be identified as the Corresponding Author. "If an author does not have an ORCID ID, it can be obtained through the ORCID website (<https://orcid.org>). Provide an informative 10-point abstract (150–200 words) summarizing the main points of the paper. The abstract should be justified. Include 3 to 5 descriptive keywords, capitalizing the first letter of each keyword (e.g., Science education, Survey development). Align the 10-point keywords to the left. Please provide the citation information according to the latest APA guidelines. The dates and publication details (volume, issue, page numbers, etc.) will be added by the editorial office once the paper is accepted. For more information on APA style, please refer to: https://owl.purdue.edu/owl/research_and_citation/apa_style/apa_formatting_and_style_guide/general_format.html. Please ensure that the title page, including the abstract, fits on a single page. The title page should be single spaced.

Introduction

The manuscript text should start on the second page after the title page. Please use a 10-point font size and justify the text. Manuscripts should be spaced at 1.5 lines. Each paragraph should contain at least three sentences. Footnotes and endnotes are not accepted; all relevant information should be included in the main text. Do not indent paragraphs; instead, leave a 1.5-line space between consecutive paragraphs. Do not underline words for emphasis—use italics instead. Numbered lists and bulleted lists may be used if necessary. Before submitting your manuscript, please ensure that every in-text citation has a corresponding entry in the reference list, and that every reference list entry has a matching in-text citation.

Subdivide the text into unnumbered sections using short, meaningful subheadings. Please do not use numbered headings. Limit headings to three levels. Use 12-point bold for first-level headings, 10-point bold for second-level headings, and 10-point italics for third-level headings, with an initial capital letter only for proper nouns. Leave one blank (1.5-line-spaced) line before and after each heading, except when headings appear consecutively. Align all headings to the left.

The template is not mandatory for manuscripts submitted for review; however, it may be used for accepted papers. All submissions must be thoroughly proofread for language accuracy and compliance with APA 7 style. Any manuscript that fails to meet the language and/or APA style standards at any stage of the review or publication process will be rejected.

Please use a 10-point font size and justify the text. Manuscripts should be spaced at 1.5 lines. Each paragraph should contain at least three sentences. Footnotes and endnotes are not accepted; all relevant information should be included in the main text. Do not indent paragraphs; instead, leave a 1.5-line space between consecutive paragraphs. Do not underline words for emphasis—use italics instead. Numbered lists and bulleted lists may be used if necessary. Before submitting your manuscript, please ensure that every in-text citation has a corresponding entry in the reference list, and that every reference list entry has a matching in-text citation.

Subdivide the text into unnumbered sections using short, meaningful subheadings. Please do not use numbered headings. Limit headings to three levels. Use 12-point bold for first-level headings, 10-point bold for second-level headings, and 10-point italics for third-level headings, with an initial capital letter only for proper nouns. Leave one blank (1.5-line-spaced) line before and after each heading, except when headings appear consecutively. Align all headings to the left.

Second Level Headings

Subdivide the text into unnumbered sections using short, meaningful subheadings. Please do not use numbered headings. Limit headings to three levels. Use 12-point bold for first-level headings, 10-point bold for second-level headings, and 10-point italics for third-level headings, with an initial capital letter only for proper nouns. Leave one blank (1.5-line-spaced) line before and after each heading, except when headings appear

consecutively. Align all headings to the left.

The template is not mandatory for manuscripts submitted for review; however, it may be used for accepted papers. All submissions must be thoroughly proofread for language accuracy and compliance with APA 7 style. Any manuscript that fails to meet the language and/or APA style standards at any stage of the review or publication process will be rejected.

Subdivide the text into unnumbered sections using short, meaningful subheadings. Please do not use numbered headings. Limit headings to three levels. Use 12-point bold for first-level headings, 10-point bold for second-level headings, and 10-point italics for third-level headings, with an initial capital letter only for proper nouns. Leave one blank (1.5-line-spaced) line before and after each heading, except when headings appear consecutively. Align all headings to the left.

Third Level Headings

Please embed tables and figures in appropriate locations within the document and center them horizontally. Tables and figures must not exceed the page margins. Provide captions of no more than 6 to 8 words for each table or figure. Center the caption above tables and below figures. Be sure to reference each table or figure in the text (see Table 1) before it appears in the document. Please do not use vertical lines in tables. For figures, GIF and JPEG (JPG) are the preferred file formats.

Table 1. Centre the Caption above the Table

Variables	Category	N	Mean
Group	1.	47	30.3
	2.	60	38.7
	3.	48	31.0
Age	18-21	150	96.8
	other	5	3.2
Gender	F	117	75.5
	M	38	24.5
Total		155	100

Please embed tables and figures in appropriate locations within the document and center them horizontally. Tables and figures must not exceed the page margins. Provide captions of no more than 6 to 8 words for each table or figure. Center the caption above tables and below figures. Be sure to reference each table or figure in the text (see Table 1) before it appears in the document. Please do not use vertical lines in tables. For figures, GIF and JPEG (JPG) are the preferred file formats.

The template is not mandatory for manuscripts submitted for review; however, it may be used for accepted papers. All submissions must be thoroughly proofread for language accuracy and compliance with APA 7 style.

Any manuscript that fails to meet the language and/or APA style standards at any stage of the review or publication process will be rejected.

Method

Second Level Headings

Leave one blank line (1.5 times spaced) before and after each heading. (Exception: no blank line between consecutive headings.) Please align all headings to the left. Leave one blank line (1.5 times spaced) before and after each heading. (Exception: no blank line between consecutive headings.) Please align all headings to the left.

Please use 12-point bold for first-level headings, 10-point bold for second-level headings, and 10-point italics for third-level headings, with an initial capital letter only for proper nouns. Leave one blank line (1.5 times spaced) before and after each heading. (Exception: no blank line between consecutive headings.) Please align all headings to the left.

Third Level Headings

Please use 12-point bold for first-level headings, 10-point bold for second-level headings, and 10-point italics for third-level headings, with an initial capital letter only for proper nouns. Leave one blank line (1.5 times spaced) before and after each heading. (Exception: no blank line between consecutive headings.) Please align all headings to the left.

Please use 12-point bold for first-level headings, 10-point bold for second-level headings, and 10-point italics for third-level headings, with an initial capital letter only for proper nouns. Leave one blank line (1.5 times spaced) before and after each heading. (Exception: no blank line between consecutive headings.) Please align all headings to the left.

Results

Please use a 10-point font size and justify the text. Manuscripts should be spaced at 1.5 lines. Each paragraph should contain at least three sentences. Footnotes and endnotes are not accepted; all relevant information should be included in the main text. Do not indent paragraphs; instead, leave a 1.5-line space between consecutive paragraphs. Do not underline words for emphasis—use italics instead. Numbered lists and bulleted lists may be used if necessary. Before submitting your manuscript, please ensure that every in-text citation has a corresponding entry in the reference list, and that every reference list entry has a matching in-text citation.

Second Level Headings

Please embed tables and figures in appropriate locations within the document and center them horizontally.

Tables and figures must not exceed the page margins. Provide captions of no more than 6 to 8 words for each table or figure. Center the caption above tables and below figures. Be sure to reference each table or figure in the text (see Table 1) before it appears in the document. Please do not use vertical lines in tables. For figures, GIF and JPEG (JPG) are the preferred file formats.

The template is not mandatory for manuscripts submitted for review; however, it may be used for accepted papers. All submissions must be thoroughly proofread for language accuracy and compliance with APA 7 style. Any manuscript that fails to meet the language and/or APA style standards at any stage of the review or publication process will be rejected.

Please embed tables and figures in appropriate areas within the document and center them horizontally. Tables and figures should not exceed the given page margins. Provide captions (maximum length: 6 to 8 words) for each table or figure. Centre the caption above the table and below the figure. Please reference the table or figure in the text (see Figure 1) before presenting it. Please do not use vertical lines in tables. For figures, GIF and JPEG (JPG) are the preferred formats (see Figure 1).

Please embed tables and figures in appropriate locations within the document and center them horizontally. Tables and figures must not exceed the page margins. Provide captions of no more than 6 to 8 words for each table or figure. Center the caption above tables and below figures. Be sure to reference each table or figure in the text (see Table 1) before it appears in the document. Please do not use vertical lines in tables. For figures, GIF and JPEG (JPG) are the preferred file formats.

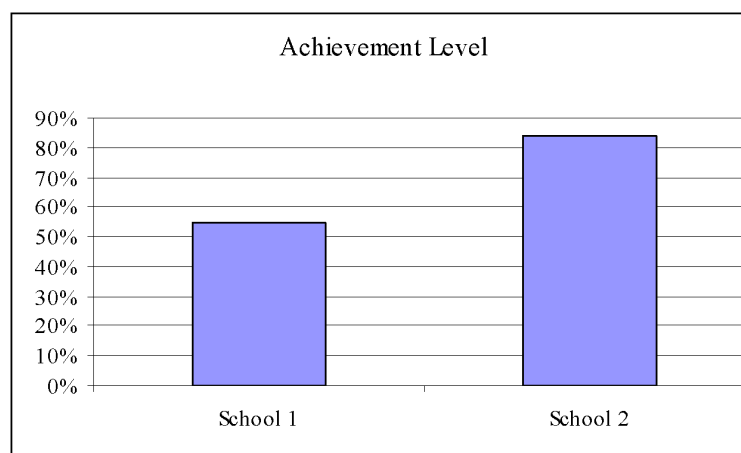


Figure 1. Centre the Caption below the Figure

Please embed tables and figures in appropriate locations within the document and center them horizontally. Tables and figures must not exceed the page margins. Provide captions of no more than 6 to 8 words for each table or figure. Center the caption above tables and below figures. Be sure to reference each table or figure in the text (see Table 1) before it appears in the document. Please do not use vertical lines in tables. For figures, GIF and JPEG (JPG) are the preferred file formats.

The template is not mandatory for manuscripts submitted for review; however, it may be used for accepted papers. All submissions must be thoroughly proofread for language accuracy and compliance with APA 7 style. Any manuscript that fails to meet the language and/or APA style standards at any stage of the review or publication process will be rejected.

Discussion

Please use a 10-point font size and justify the text. Manuscripts should be spaced at 1.5 lines. Each paragraph should contain at least three sentences. Footnotes and endnotes are not accepted; all relevant information should be included in the main text. Do not indent paragraphs; instead, leave a 1.5-line space between consecutive paragraphs. Do not underline words for emphasis—use italics instead. Numbered lists and bulleted lists may be used if necessary. Before submitting your manuscript, please ensure that every in-text citation has a corresponding entry in the reference list, and that every reference list entry has a matching in-text citation.

Subdivide the text into unnumbered sections using short, meaningful subheadings. Please do not use numbered headings. Limit headings to three levels. Use 12-point bold for first-level headings, 10-point bold for second-level headings, and 10-point italics for third-level headings, with an initial capital letter only for proper nouns. Leave one blank (1.5-line-spaced) line before and after each heading, except when headings appear consecutively. Align all headings to the left.

The template is not mandatory for manuscripts submitted for review; however, it may be used for accepted papers. All submissions must be thoroughly proofread for language accuracy and compliance with APA 7 style. Any manuscript that fails to meet the language and/or APA style standards at any stage of the review or publication process will be rejected.

Please use a 10-point font size and justify the text. Manuscripts should be spaced at 1.5 lines. Each paragraph should contain at least three sentences. Footnotes and endnotes are not accepted; all relevant information should be included in the main text. Do not indent paragraphs; instead, leave a 1.5-line space between consecutive paragraphs. Do not underline words for emphasis—use italics instead. Numbered lists and bulleted lists may be used if necessary. Before submitting your manuscript, please ensure that every in-text citation has a corresponding entry in the reference list, and that every reference list entry has a matching in-text citation.

Conclusion

Please use a 10-point font size and justify the text. Manuscripts should be spaced at 1.5 lines. Each paragraph should contain at least three sentences. Footnotes and endnotes are not accepted; all relevant information should be included in the main text. Do not indent paragraphs; instead, leave a 1.5-line space between consecutive paragraphs. Do not underline words for emphasis—use italics instead. Numbered lists and bulleted lists may be used if necessary. Before submitting your manuscript, please ensure that every in-text citation has a corresponding entry in the reference list, and that every reference list entry has a matching in-text citation.

Subdivide the text into unnumbered sections using short, meaningful subheadings. Please do not use numbered headings. Limit headings to three levels. Use 12-point bold for first-level headings, 10-point bold for second-level headings, and 10-point italics for third-level headings, with an initial capital letter only for proper nouns. Leave one blank (1.5-line-spaced) line before and after each heading, except when headings appear consecutively. Align all headings to the left.

The template is not mandatory for manuscripts submitted for review; however, it may be used for accepted papers. All submissions must be thoroughly proofread for language accuracy and compliance with APA 7 style. Any manuscript that fails to meet the language and/or APA style standards at any stage of the review or publication process will be rejected.

Recommendations

Please use a 10-point font size and justify the text. Manuscripts should be spaced at 1.5 lines. Each paragraph should contain at least three sentences. Footnotes and endnotes are not accepted; all relevant information should be included in the main text. Do not indent paragraphs; instead, leave a 1.5-line space between consecutive paragraphs. Do not underline words for emphasis—use italics instead. Numbered lists and bulleted lists may be used if necessary. Before submitting your manuscript, please ensure that every in-text citation has a corresponding entry in the reference list, and that every reference list entry has a matching in-text citation.

Subdivide the text into unnumbered sections using short, meaningful subheadings. Please do not use numbered headings. Limit headings to three levels. Use 12-point bold for first-level headings, 10-point bold for second-level headings, and 10-point italics for third-level headings, with an initial capital letter only for proper nouns. Leave one blank (1.5-line-spaced) line before and after each heading, except when headings appear consecutively. Align all headings to the left.

The template is not mandatory for manuscripts submitted for review; however, it may be used for accepted papers. All submissions must be thoroughly proofread for language accuracy and compliance with APA 7 style. Any manuscript that fails to meet the language and/or APA style standards at any stage of the review or publication process will be rejected.

Statements and Declarations

Acknowledgments/Notes: Please collate acknowledgments or notes under this title at the end of the article before the references. If the paper is derived from any project or thesis/dissertation, you may mention it in this section. If there is no acknowledgment information, please write “Not applicable.”

If there is any use of generative AI and AI-assisted technologies in the writing process, please mention it under this title, such as “During the preparation of this article, the authors used ChatGPT to provide language editing

and proofreading support. After using ChatGPT, the authors reviewed and edited the content as needed and took full responsibility for the content of the publication.”

Supplementary Materials: Please mention any available supplementary information under this title, such as “Supplementary files are available from [the link].” If there is no supplementary information, please write “Not applicable.”

Author Contributions: Please mention the roles of all authors under this title, such as “All authors contributed equally. All authors have read and agreed to the published version of the manuscript.”

Funding: Please mention any funding under this title, such as “This study was supported by the [University] Fund (Grant No. []).” If there is no funding information, please write “Not applicable.”

Data Availability: Please mention any available study data under this title, such as “Data files are available from [the link].” If there is no available data information, please write “Not applicable.”

Ethics Approval: Please mention any ethical or Institutional Review Board (IRB) approval information under this title, such as “The study was approved by the Ethics Committee of the [University]. All methods were performed in accordance with the study protocol and ethical guidelines and regulations.” If ethics approval is not required, please write “Not applicable.”

Informed Consent: Please mention any informed consent information under this title, such as “Informed consent was obtained from all subjects involved in the study.” If informed consent is not required, please write “Not applicable.”

Conflicts of Interest: Please mention any conflicts of interest information under this title, such as “The authors declare no conflicts of interest.” If any conflicts of interest do not exist, please write “Not applicable.”

References

The references and citations should be prepared in the latest APA format. Please visit the following page for more information on APA style:

https://owl.purdue.edu/owl/research_and_citation/apa_style/apa_formatting_and_style_guide/general_format.html.

All references need to be cited in the text, and all citations need to be listed in the references. Please see the reference examples below:

Journal Article

Nguyen, T., Carnevale, J. J., Scholer, A. A., Miele, D. B., & Fujita, K. (2019). Metamotivational knowledge of the role of high-level and low-level construal in goal-relevant task performance. *Journal of Personality*

and Social Psychology, 117(5), 879-899. <http://dx.doi.org/10.1037/pspa0000166>

Article in a Magazine

Peterzell, J. (1990, April). Better late than never. *Time*, 135(17), 20–21.

Article in a Newspaper

Schultz, S. (2005, December 28). Calls made to strengthen state energy policies. *The Country Today*, 1A, 2A.

Authored Book

Stoneman, R. (2008). *Alexander the Great: A life in legend*. Yale University Press.

Edited Book, No Author

Leitch, M. G., & Rushton, C. J. (Eds.). (2019). *A new companion to Malory*. D. S. Brewer.

Edited Book Chapter

Armstrong, D. (2019). Malory and character. In M. G. Leitch & C. J. Rushton (Eds.), *A new companion to Malory* (pp. 144-163). D. S. Brewer.

Conference Proceedings

Huang, S., Pierce, R., & Stamey, J. (Eds.). (2006). *Proceedings of the 24th annual ACM international conference on the design of communication*. ACM Digital Library. <https://dl.acm.org/citation.cfm?id=1166324&picked=prox>

Dissertation or Master's Thesis, Published

Angeli, E. L. (2012). *Networks of communication in emergency medical services* (Publication No. 3544643) [Doctoral dissertation, Purdue University]. ProQuest Dissertations Publishing.

Dissertation or Master's Thesis, Unpublished

Samson, J. M. (2016). *Human trafficking and globalization* [Unpublished doctoral dissertation]. Virginia Polytechnic Institute and State University.

Webpage or Piece of Online Content

Price, D. (2018, March 23). *Laziness does not exist*. Medium. <https://humanparts.medium.com/laziness-does-not-exist-3af27e312d01>

Unpublished Manuscript

Barkley, S., Chen, M., & McDonald, P. (2018). *The effects of sodium on children's health* [Unpublished manuscript]. Department of Biology, University of Cincinnati.

Manuscript in Preparation

Glass, A. (2019). *How avocados changed America* [Manuscript in preparation]. Department of Sociology, Michigan State University.

Manuscript Submitted for Publication

Jones, R. (2019). *Walt Whitman and the American Dream* [Manuscript submitted for publication]. Department of English, University of Mississippi.

Appendix A. Title of Appendix A

Please place any appendix, such as a survey, on a new page. If you have multiple appendices, list them alphabetically.

Appendix B. Title of Appendix B

Please place any appendix, such as a survey, on a new page. If you have multiple appendices, list them alphabetically.