

# Building Dedication

## A COLLABORATION BETWEEN Fort Osage National Historic Landmark AND the Fort Osage School District

### DETAILS

# of Students (select one):  
Multiple Classes

Partner:  
Fort Osage National  
Historic Landmark  
Timeframe (select one):

Whole year

### CATEGORY

For Institution (select one):  
Marketing and Customer  
Engagement  
For Students:  
Creation of a Storyboard  
for community  
dedication of the new  
district office building

# Fort Osage National Historic Landmark

By using this template, you are agreeing to share your feedback and findings with The Learning Collaborative in order to improve the user experience. Please fill out [this short form](#) to support us in growing and improving. Before you get started, please take a look at the [Learner Experience Survey](#) that will be completed at the end of this project.

This template should be completed by both the teacher who will oversee the project and a representative from the institution so that the needs of both parties are met.

## Project Overview

The Fort Osage School District will be dedicating a brand new district office building in the Spring of 2022. The students will be a part of a special committee that is being formed to gather historical information about the history of the Fort Osage School District and specifically about the one-room schoolhouse, Woodland, where the current district offices are housed. The students will develop a sense of community and connection as they research their own local history. The community members that voted to approve the funds for the district improvement projects will get to take part in the dedication of the new building as well as see the real-world learning opportunity that students are taking part in. The students will create a storyboard to be presented to the community at the dedication ceremony.

## Project Goal

The Fort Osage School District will have a student-created storyboard of district history to be presented at the dedication ceremony for the new district offices that will be constructed. The community and school will benefit by the community being educated about the rich history of the Fort Osage School District.







## Project Deliverables

The learner will come away with a connection to and appreciation for their own community. Students will develop a sense of belonging and pride in their district and local history. The learner will also have the opportunity to create and present at a dedication ceremony of the new district offices.

# Key Learning Outcomes

We have identified six core pillars of civic learning without which a student cannot thrive and grow. Please see our website for the research behind our rationale for picking these.

With the grid below, we encourage community institutions to design projects to reflect on and formulate the value of the projects and interactions they are offering to young people, to the schools, and the community as a whole.

Pillar	How this experience strengthens it	Pillar	How this experience strengthens it
 Identity	Students will develop a sense of identity by being allowed to	 Bridging	
 Belonging	The students' research allows them to connect to their community in new ways and make meaning as they learn.	 Curiosity	
 Agency	Students develop agency through the process of selection, in managing communications with resource providers, and in preparing an end-product for public consumption.	 Context	

# Competencies

In order to prepare students for the economy of the future, we need to focus on developing competencies, not just content. We have curated a framework of competencies from the ones most used in the field, but invite you to see a full collection here.

Core Competency developed in this module	How it is developed

# State Learning Standards

Standard Code	Standard Description
---------------	----------------------

6-8.AH.1.CC.C	With assistance, develop a research plan, identify appropriate resources for investigating social studies topics and create a research product that applies an aspect of American history prior to c. 1870 to a contemporary issue.
6-8.GEO.1.PC.B	Explain how the physical and human characteristics of places and regions connect to human identities and cultures.

## Project Roles and Responsibilities

Who are the parties involved and what will they be responsible for in order to complete the desired project?

Member	Affiliation	Project Role	Responsibility
Jamie Lamb	Teacher and Social Studies Curriculum Facilitator for the Fort Osage School District	Student volunteer sponsor	Coordinate student recruitment and facilitate student workshops
Jerry Brown	Fort Osage Virtual Museum Curator	Committee Chairman	Provide access to Fort Osage Virtual Museum Archives and content introduction
Stephanie Smith	Public Relations Director for the Fort Osage School District	Liaison between School District Leadership and Board of Education and the student committee	Provide guidance from the client (Fort Osage School District) to the student committee  Identify topics and themes to be covered in the storyboard
Students	Current Fort Osage students	Research district history and create a storyboard presentation for the new district offices dedication ceremony	Research district history, create a storyboard, and present at the dedication ceremony

## Project Timeline

This project is set up to be done within a timeframe of 24 hours of student work and 4 hours of mentoring time by the community organization. These hours can be counted by any means that is agreed upon by the collaborating parties and can be done virtually, in person, or a combination of both options depending on need.

Once the project

Phase	Critical Steps	Consider
<i>Initial set up of the project - Who, what, when, where, why, and how</i>	1.	
<i>Student work time</i>		
<i>Check-in with client</i>		
<i>Student Work time</i>		
<i>Pitch</i>		

## Project Materials, Expenses, and Considerations

This project does not require any special equipment for the students to conduct research or complete their work. Depending on details of the end product agreed upon between the institution and the school, the presentation might require access to specific software.

Items to be provided	Provided By	Expense
Internet Access	School districts	No additional expense
	Institution	

## Project Milestones/Deliverables

What will students deliver upon completion of this project? Who is responsible for the delivery?

Deliverable	Description	Person Responsible	Due Date
Description of endproduct	Together, groups organize	Institution and building	Prior to implementation of

<i>to be delivered</i>	<i>what the project will look like exactly</i>	<i>teacher</i>	<i>the plan</i>
<i>Student-created presentation/tour information on a building or object</i>			

## Additional Documents

Link other useful documents here – resources, standards, working docs, etc.

Title	Purpose	Link
Learner Assessment Survey	To better gauge learner experience and the impact of their community-connected project.	<a href="https://forms.gle/Y6DiZmG1tdSoY7XcA">https://forms.gle/Y6DiZmG1tdSoY7XcA</a>
User Information Form	To collect information from the educator or leader of the project about their experience to improve the process.	<a href="https://forms.gle/LT4kt2kPoqne2snF7">https://forms.gle/LT4kt2kPoqne2snF7</a>

## VARIATIONS ON THIS THEME

Dimensions	Variations	Comments
Medium	App Walking tour on a website Walking tour at a site	
Client	App provider Museum Neighborhood historical society Library	
Theme	Geographically defined Timespan defined	
Format of the end product	Text Video Audio	