

General information about the studijos.liemsis.lt system

The educational process administration system <https://studijos.liemsis.lt> is a computer system that allows students to:

- at the end of the session, see the final grades given by the teacher;
- see (for a specific period) the number of subjects completed, including those studied at other universities through exchange programs;
- see some of your personal information that is included in the EHU document flow
- view information about assigned pay rates.

1. Connecting to the system

Connect to the system at <https://studijos.liemsis.lt>

!!! In case of connection problems or incorrect operation of the system, it is recommended to clear the browser history.

If your system windows do not load completely or crash, try deleting files and graphics stored in your browsers, clean “Temporary cached files and pages” and “Cookies and other site data”.



ORACLE PeopleSoft

Идентификатор пользователя

2

Пароль

3

Выбор языка

1

Русский

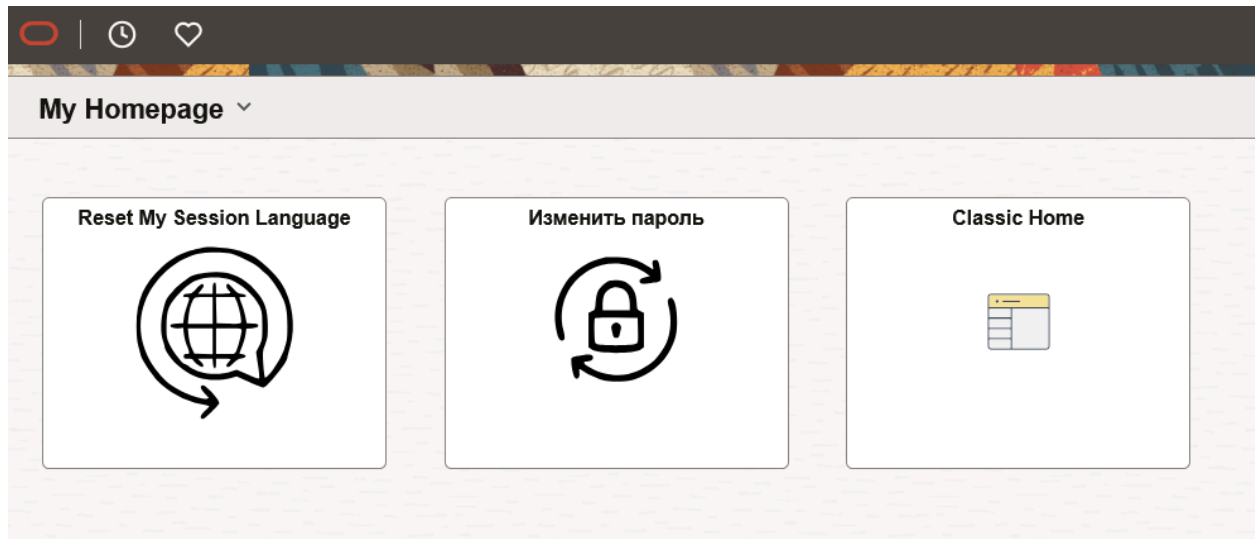
English

Lietuvių

Русский

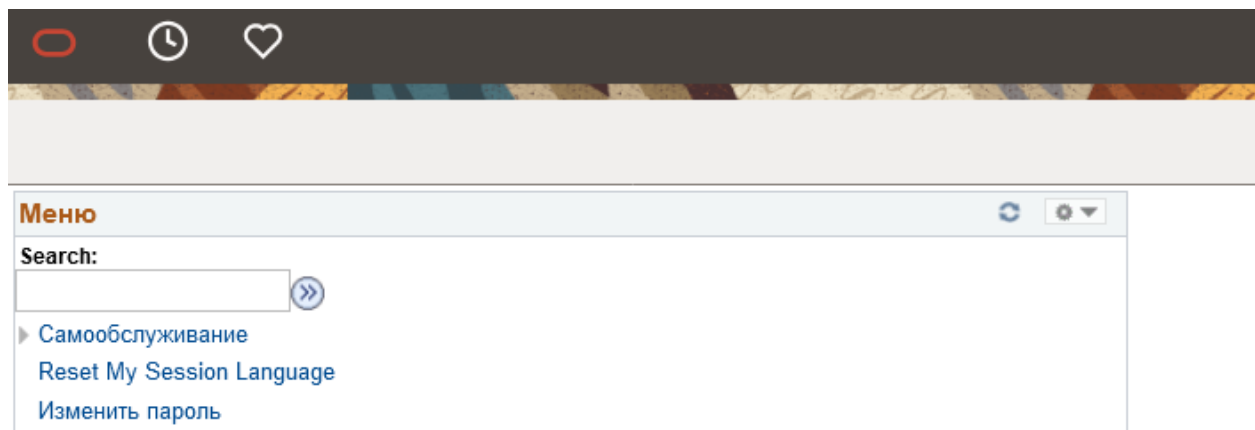
☐ Включить режим считывания экрана

1. **IMPORTANT!!!** First, **select the language for work** (English, Lithuanian, Russian). English is set by default. *NB: If you want to change the language after entering the identification data, the entered data will be lost and you will have to enter it again.*
2. Enter the **user ID and password** that the system sent to your university email address.
3. Once you log in, you will see a window like this. On this page, you can change your password or the system interface language.

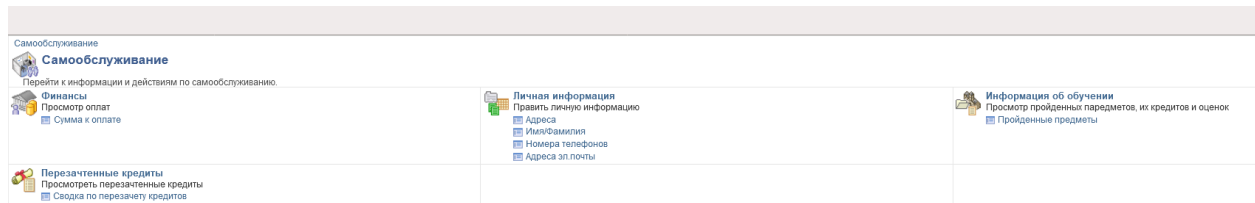


4. Next, select **Classic Home**, and then select **Self Service**.

2. Self Service



To expand the menu, click on "Self Service". The screen will look like this:



If you have moved further along the menu tree, you can return to the beginning by clicking the “**Home button**” in the upper right corner. There is also a “**Sign Out**” button there to log out. Alternatively, you can use the back arrow/button in your browser to go back to the beginning.

The main functions available to you:

2.1. Self Service >> Campus Personal Information

This information about you has been entered into the EHU document flow and can be seen by EHU employees. You can edit some of this information.

- Names (editing is not available for students)
- Email Addresses (students can add a new address and delete an existing one, except for the official EHU email address)
- Addresses (students can add a new address)
- Phone Numbers (Students can add a new number and delete an existing one)

Please edit information responsibly. When editing, do not forget to click “**Save**” button!

2.2. Self Service >> Academic Records >> My Course History

Прослушанные предметы

Результаты сортировать по

 Потом по

 Сортировать

✓ Аттестовано

↔ Внешний зачет

◆ Изучаемый

Предмет	Название	Полное название	Семестр	Оценка	Кредиты	Статус
1VDE 000004	Artefaktai: Vilnius	Артефакты визуального дизайна: Вильнюс	2023/2024 m.m. rudens	9	6,00	✓
1VDE 000008	Vizualinė raiška: piešinys I	Визуальная выразительность: рисунок и композиция I	2023/2024 m.m. pavasario	7	6,00	✓
1VDE 000009	Vizualinė raiška: piešinys II	Визуальная выразительность: рисунок и композиция II	2023/2024 m.m. pavasario	8	6,00	✓
1VDE 000024	Dizaino istorija	История дизайна	2023/2024 m.m. rudens	10	6,00	✓
1VDE 000026	Vizualinė raiška: piešinys III	Визуальная выразительность: рисунок и композиция III	2024/2025 m.m. rudens		6,00	◆
1VDE 000031	Vizualinė raiška: spalvotyra	Визуальная выразительность: цветоведение	2024/2025 m.m. rudens		6,00	◆
1VDE 049808	Vizualinio dizaino artefaktai	Артефакты визуального дизайна: Париж	2024/2025 m.m. rudens		6,00	◆
1VDE 049816	Dizaino mąstymas	Дизайн мышление	2024/2025 m.m. rudens		3,00	◆

Here you can see a list of all the courses you have taken (with course name, semester dates, number of credits, grades and status). The following statuses are used:

✓ Аттестовано
 ↔ Внешний зачет
 ◆ Изучаемый

✓ Taken
 ↔ Transferred
 ◆ In Progress

The list of listened subjects can be sorted by name, semester, number of credits, grade, subject status. There is a small menu above the list of subjects. Select a category from the drop-down list and click “Sort”.

Grading scale:

1-10 (1-4 failing grades, 5-10 passing grades)

N - failure to appear for an exam (session) for a valid reason

NE - failure to appear for an exam (session) without good reason

AT - non-admission

IS - passed exam

NS - failed exam

2.3. Self Service >> Transfer Credit >> View Transfer Credit Report

Here you will see a list of all credited subjects (both external, brought as a result of studying under an exchange program, and internal, credited due to a change in the curriculum, etc.)

The “Source Institution” indicates the university visited as part of the exchange program. The “Incoming Course” column lists the subjects you studied at the university as part of the exchange

program; the “Internal Course Title” EHU subjects for which external subjects were credited to you. The diploma will reflect the titles of the external subjects, i.e. those you studied.



2.4. Self Service >> Campus Finances >> Charges Due

Here you can view information about the assigned payment rates - payment deadline, amount to be paid.

Сумма к оплате

Сумма к оплате

▼ Детализация по срокам оплаты

					1-2 of 2		>	>	View All
Срок оплаты	Тип оплаты	Семестр	Сумма оплаты	Итого					
26.03.2024	Ставка оплаты за семестр	2023/2024 уч.г. весенний	1 380,00	1 380,00					
18.10.2024	Ставка оплаты за семестр	2024/2025 уч.г. осенний	1 380,00	2 760,00					

Сумма указана в €.

IMPORTANT!!! The educational process administration system is intended only to inform students about the assigned payment rates. Tuition payment is not reflected.

In case of questions, please contact the methodologists of your programs.