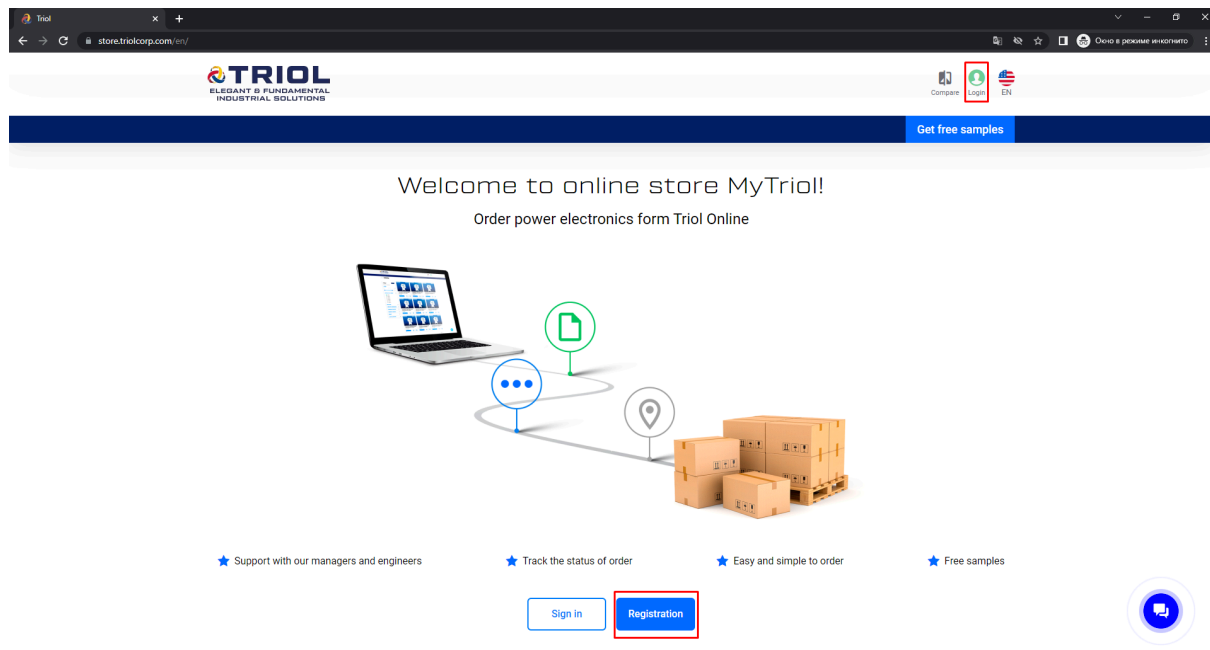


MyTriol User Manual

This manual will describe how to register and use www.store.triolcorp.com

1. Registration

Enter “store.triolcorp.com”



To register your account, please click the icon “Login” or the “Registration” button. After clicking, you will see the “Registration” window. You will have two options for registration:

- Use your own email and password; or


Registration

test@test.com

.....

☒ I agree with the [Privacy policy](#)

Sign Up

 Sign in with Google

- Use your Google account.


Registration

E-mail *

Password *

☒ I agree with the [Privacy policy](#)

Sign Up

 Sign in with Google

2. Account cabinet

In your account, you could change your personal data. Once finished, click the “Save changes” button. You can also join or create a corporate account.

Main → Account

Corporate account Not verified

Join to the existing corporate account

Create corporate account

Profile settings

test@test.com

First name

Legal address

Password

Last name

VAT

Company name

Position

Save changes

The next part of the cabinet is the commercial aspect where you can control your and your team's orders and samples requests. You can also add or drop your colleagues.

My orders

Place an order

Order ID	Date	Total	Status	Delivery date	Responsible
----------	------	-------	--------	---------------	-------------

My samples

ID	Date of creation	Status
----	------------------	--------

My Team

Add colleague

First Name	Last Name	Role	E-mail
------------	-----------	------	--------

To place an order, you should join or create a corporate account.

3. Corporate account

To join the existing organization, click the “Join to the existing corporate account” and fill out the form. Choose the company you would like to join and fill in your personal details.

×

To join the existing corporate account, please enter the data

Select company ▾

First name

Last name

Join

The second option is creating a new corporate account. Push the same button and fill in the form with the full name of your company, the address, and the VAT number.

×

To create a corporate account, please enter your company information

Company name

Legal address

VAT

Create corporate account

After that, your account’s status will be “On verification,” which means that our Business Development Manager is checking the details of your company.

If something goes wrong, the status will change to “Canceled,” and, in the short term, our BDM will contact you regarding your details.

When the status changes to “Active,” you will be able to place an order and add your team members, as well as transfer your “administration rights.”

Main → Account

Corporate account

Active

Role Administrator

Transfer rights

Profile settings

test@test.com

First name

test

Password

Last name

test

test

Position

Save changes

My orders

Place an order

Order ID	Date	Total	Status	Delivery date	Responsible
----------	------	-------	--------	---------------	-------------

My samples

ID	Date of creation	Status
----	------------------	--------

My Team

Add colleague

First Name	Last Name	Role	E-mail
------------	-----------	------	--------

4. Transferring Administration rights

If you want to transfer rights, please use the same button. In the pop-up window, you should name in an email whom you would your rights transferred to. After accepting your role in the company, you will become the purchase manager, which is the default action.

×

To transfer administrative rights, enter the email address of the user who will be granted administrative rights

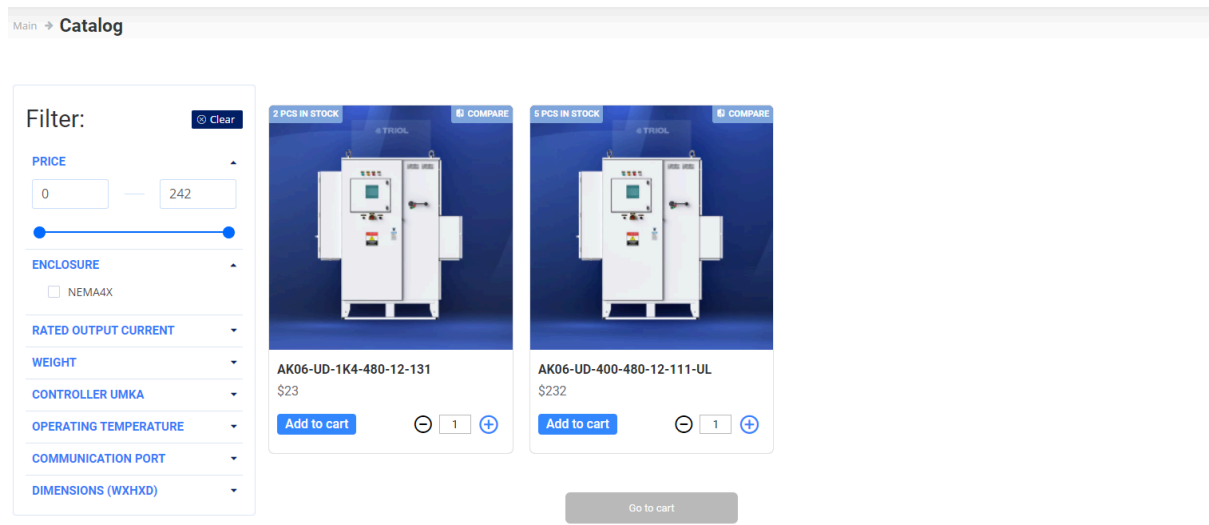
E-mail

Transfer rights

If your colleague transfers rights to you, please check your mailbox where you can then accept the rights.

5. Place an order

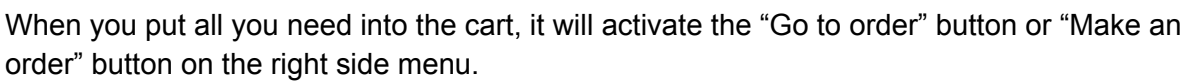
To place an order, please use the same button. After clicking it, you will go to the catalog where you will be able to add to the cart equipment.



The catalog has:


- items cards;
- filters; and
- an add to compare list.

If you want to see added items, you can push the cart button and edit the cart on the right side menu. You can change the quantity or delete items.



When you put all you need into the cart, it will activate the “Go to order” button or “Make an order” button on the right side menu.

2 PCS IN STOCK



AK06-UD-1K4-480-12-131

\$23


Add to cart

⊖

1

⊕

5 PCS IN STOCK



AK06-UD-400-480-12-111-UL

\$232

In cart

⊖


1

⊕

Go to cart

If you want to see the product card, click on the name of the card.

Main → Catalog → AK06-UD-400-480-12-111-UL



\$232

⊖

1

⊕

Add to cart

Parametr	Value
Enclosure	NEMA4X
Rated output current	400 A
Weight	600
Controller UMKA	UMKA07
Operating temperature	-20 C + 60 C
Communication port	FPWM (Sine Wave filter)
Dimensions (WxHxD)	1350x2000x1110


5 pcs in stock

Here you will see all details of the product, large pictures, and “Add to cart” and “Compare” buttons.

Also, on the small cards you can see the “Compare” button. When you push it, you will see how many items you put into the Compare menu on the top right icons.

2 PCS IN STOCK

COMPARE



AK06-UD-1K4-480-12-131
\$23

Add to cart


−

1

+

5 PCS IN STOCK

COMPARE



AK06-UD-400-480-12-111-UL
\$232

In cart

−

1

+

Go to cart

When you push the “Compare” button you will transfer to compare page.

Main → Catalog → **Compare**

Back to the order

Parametr	AK06-UD-1K4-480-12-131	AK06-UD-400-480-12-111-UL
Price	\$23	\$232
Enclosure	NEMA4X	NEMA4X
Rated output current	1400 A	400 A
Weight	1650	600
Controller UMKA	UMKA07	UMKA07
Operating temperature	- 20 C + 60 C	- 20 C + 60 C
Communication port	FPWM (Sine Wave filter)	FPWM (Sine Wave filter)
Dimensions (WxHxD)	2130x2180x1250	1350x2000x1110

Delete

Add

Delete

Add

You can see the technical details and the “Add,” “Delete,” and “Back to the order” buttons.

If the catalog is not prepared, you will see the following screen:

Main → Catalog

Filter:

Clear

ENCLOSURE

☐ NEMA4X

RATED OUTPUT CURRENT

WEIGHT

CONTROLLER UMKA

OPERATING TEMPERATURE

COMMUNICATION PORT

DIMENSIONS (WXHxD)

We prepare products for you

When you push the “Go to order” or “Make an order” button, you will see the order screen.

Get free samples

Main → Account → Order#234

Order Information

Documents

Status updated 3 second ago

Edit order


Draft

05/23/2022 04:44:25 pm

Selected items

Created: 05/23/2022 04:44:25 pm

Total: \$23

 AK06-UD-1K4-480-12-131	Price	Count	Total	
	\$23	<div> <div>⊖</div> <div>1</div> <div>⊕</div> </div>	\$23	<div>✕</div>

Terms of delivery

☒ Self-delivery from warehouse/EXW

Place an order, receive invoice and pay

Request commercial offer, Upload PO and terms

The status of the order will be “Draft.” To edit the order, please click “Edit order.” Inside the order, you could change the quantity or delete items. If you somehow leave this page in your account, you can find the “My order” section and then push the edit button.

My orders

[Place an order](#)

Order ID	Date	Total	Status	Delivery date	Responsible
#234	23 / 05 / 2022	\$23	Draft		Edit

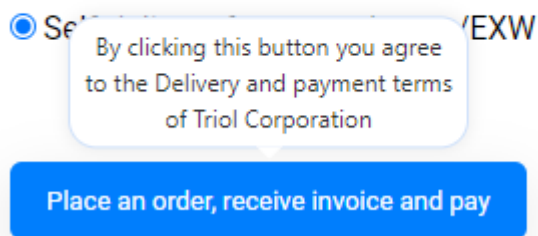
My samples

ID	Date of creation	Status
----	------------------	--------

You have two options on how to execute the order:

1. Agree with Triol Corporation's terms.

Terms of delivery



After pushing this button, your order status will be changed to “Placed, not paid” and the “Upload PO and terms” button will be activated.

Order Information Documents

Status updated 0 second ago

[Upload PO and terms](#)

Placed, not paid

05/23/2022 04:46:23 pm

Selected items

Created: 05/23/2022 04:44:25 pm

Total: \$23,00



AK06-UD-1K4-480-12-131

Price	Count	Total
\$23,00	1	\$23

Terms of delivery

Self-delivery from warehouse/EXW

After clicking this button, a pop-up window will appear, which allows you to select and download your PO.



To place an order, upload the PO and terms and conditions

 Add terms document and PO

Send PO and terms

After downloading, the status of your order will be “Processing.”


2. You will attach your own purchase order with your conditions.

By clicking on this button you will automatically receive a quote, then you can attach documents with your payment and delivery terms and we will consider them for confirmation or rejection of the order

Request commercial offer, Upload PO and terms

After pushing the requesting button, your status will be “Waiting for your PO and terms.”

Order Information Documents

 Status updated 0 second ago[Upload PO and terms](#) Waiting for your PO and terms

05/23/2022 04:48:01 pm

Selected items

Created: 05/23/2022 04:47:49 pm


Total: \$23,00



AK06-UD-1K4-480-12-131

Price	Count	Total
\$23,00	1	\$23

Terms of delivery

 Self-delivery from warehouse/EXW

The “Upload PO and terms” button will be activated. Please click it and download the PO in the pop-up window.



To place an order, upload the PO and terms and conditions

[Add terms document and PO](#)[Send PO and terms](#)

All your actions and status changes will be duplicated by emails. If you don't receive the emails, please check your SPAM folder.

6. My Team

To add your colleagues, please click the “Add colleague” button.

My Team

[Add colleague](#)

First Name	Last Name	Role	E-mail
dima	mironov	Purchase orders and logistics expert	dimamironov2303@gmail.com



You will then see a pop-up menu where you can fill in the email information and select the role.



To add a colleague to your corporate account, enter the email address of the user you want to add

Purchase orders and logistics expert

E-mail

Invite

If your colleague knows the details of the registered company, you will receive an email where you will see the details.



Hello, your colleague dima (dimamironov2303@gmail.com) wants to join the team. Click the [link](#) to confirm or reject joining



After clicking the link button you will be transferred to the website, and then you should select the role for your colleague.



dimamironov2303@gmail.com, (dima, mironov) requested access to your corporate account

Role

Role

Purchase orders and logistics expert

Technical expert

7. Free samples


Triol Corporation provides free samples for our customers. You can leave your request by clicking the button.





Get free samples


Main → Free samples → Samples



Triol AT24-3K0-UC

In publishing and graphic design, Lorem ipsum is a placeholder text commonly used to demonstrate the visual form of a document or a typeface without relying on meaningful content.

Choose the sample and upload project information



Downhole Measurins System TM01-10

In publishing and graphic design, Lorem ipsum is a placeholder text commonly used to demonstrate the visual form of a document or a typeface without relying on meaningful content.

Choose the sample and upload project information

Triol Corporation does not guarantee the automatic shipment of a sample. The sample shipment is only guaranteed if the proposed project is interesting in terms of building a long-term relationship. To increase the chances of receiving a free sample, please describe the project in which you would like to apply our products in as much detail as possible.

Please choose the equipment and fill in the request in the pop-up window.

To send a request for a free sample, please fill out the form

Triol AT24-3K0-UC

First name

Country

p.medvedev013@gmail.com

State / Region


testcomp

City

Briefly describe your project...

Address

Zip Code

 Upload project documentations

Send request

All details and the status of your request can be seen in the account, or you may ask your BDM.