

Gearshift Garage Streaming Device Setup Guide

Model: Samsung A15 – Android Live Stream Device
For use with the Gearshift Garage YouTube Channel only

What's in the Box

- Preconfigured Samsung A15 Android Device
- 2x Charging Cable (USB C to USB C and USB A to USB C)
- Cage mount
- Mount arm
- Cage clamp



Quick Start Guide

1 Unbox & Power On

- Remove the device from its packaging.
- Hold the power button on the side of the device until the screen lights up.
 - On the **Samsung Galaxy A15**, the **power button** is located on the **right side of the phone**, just **below the volume buttons**. It's the **lower of the two buttons** on the side.
 - **Power/Side Button:**
 - Press and hold to **turn the phone on or off**



2 Connect to Your Race Vehicle's Network

Your device requires a stable internet connection from your in-car WiFi or hotspot.

***We recommend using a dedicated roof mounted starlink however in areas with good cell service a mobile hot spot will be sufficient. ***

- Select **Settings > Connections > Wi-Fi**
- Select the **SSID** (Wi-Fi name) associated with your race vehicle.
- Enter the **Wi-Fi password** and tap **Connect**.
- Once connected, click home to return to the home screen.
 - On the bottom of the screen will be three icons this includes;

◀ ○ □ the O is the home button.



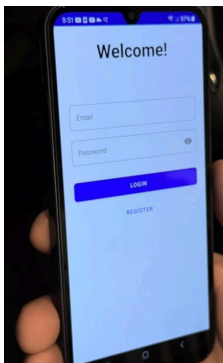
3 Launch the Gearshift Garage Streaming App

- Tap on the **G.S.G. LSR** app icon.



- If this is your first time using the app:
 - Enter your email and a password then click register.
 - Check your email on a separate device and **verify your account** using the link provided.
 - The email will come from noreply@trackracecars.com if you don't see it in your inbox be sure to check your emails spam folder.

If you are still not seeing the email you can email
support@gearshiftgarage.us
- After verification, return to the G.S.G. LSR app and **log in** with your new credentials.



4 Set Up Your Stream

- Once logged in, you'll see a drop-down menu labeled **Select Series**.
 - *If you don't see your series or race listed please contact us at support@gearshiftgarage.us Tell us the series name, the race and dates of the event. If you have a .gpx file of the track please*

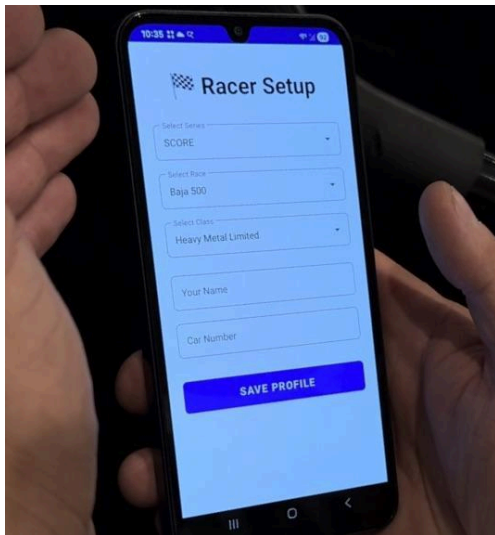
include it. If not, include a location so we can pinpoint to the center.

- If you're broadcasting a non-series event, select "**Event**" instead.

- Next choose your **race** from the list.

- Next, select your **class** from the respective drop-down menus.
 - If you don't see your class email support@gearshiftgarage.us

- After selecting your series/race/class, enter your name and vehicle number. This will be the title of the live stream.
- Select "Save Profile"



5 Preview & Align Your Camera

- You should now see a live feed from your device's camera.

- Use this preview window to **physically adjust the device** for the best view.
 - Use mounting options provided to secure the device to the car.




6 Go Live!

- Once your alignment is good and your info is entered, select **“Start Stream”**.
 - After you click start stream, wait until the device says streaming live. If you get an error try to click start stream again. If it fails again make sure your wifi signal is “good” and “on”.
- The stream will now begin broadcasting live to the **Gearshift Garage YouTube channel**.
 - www.gearshiftgarage.us click on “watch live stream” or “live map tracking”



FREE SHIPPING ON ORDERS OVER \$75. USA ONLY.



- The “Start Stream” button will change from green to red and read “Stop Stream” while you are broadcasting. If you wish to end the live stream you will need to select “stop stream.”
-

Auto-Reconnect Feature

If your internet connection drops mid-race, **don't worry**:

- The app is built to **automatically resume streaming** once a connection is restored.
 - No need to press anything — just drive and focus on the race.
-

Battery Tips

- For long races, we recommend keeping the device **plugged in at all times**.
 - Use a high-output **USB or USB-C power source** in your vehicle or an external battery pack.
-

Support

Having trouble? We've got you covered:

 **Support Email:** support@gearshiftgarage.us

 **Website:** gearshiftgarage.us 

Live Tracking: Your vehicle's stream and GPS data can be followed at trackracecars.com