

Period

LESSON PLAN
TIẾNG ANH 10 FRIENDS GLOBAL
UNIT INTRODUCTION
LESSON A: VOCABULARY
LIKES AND DISLIKES?

I. OBJECTIVES:

By the end of the lesson, Ss will be able to:

1. Knowledge:

- Get some more knowledge to talk about school subjects, sports and hobbies
- **Vocabulary:** board games, drawing, drama, IT (information technology), basketball, chemistry, geography, gymnastics, chess, ice hockey, volleyball

2. Ability:

- main skills: listening and speaking skills
- sub skills: reading and listening for specific information
- Asking and answering about likes and dislikes
- Discussing about school subjects

3. Quality:

- have positive attitude in English language learning so that they can participate enthusiastically in all classroom activities, especially with the topic conducted by the teacher
- know how to talk about likes and dislikes, and discuss about school subjects

II. TEACHER AIDS AND LEARNING MATERIALS:

Lesson plan, PPT slides, student's book, workbook, notebook, personal computer (if any), projector/ TV. Speakers, IWB software.

III. PROCEDURES:

A. Warm-up (5')

a) Objective: Introduce the new lesson and set the scene for Ss to acquire new language; get students' attention at the beginning of the class by means of enjoyable and short activities as well as to engage them in the steps that followed.

b) Content: Warm-up game

c) Outcomes: Students can gain more confidence and interest in the lesson

d) Competence: guessing

e) Organisation of the activity:

TEACHER'S ACTIVITIES	STUDENT'S ACTIVITIES	CONTENTS
----------------------	----------------------	----------

Warm-up T-Ss- T/ Ss – Ss
Game “CROSSWORD
PUZZLE”

- Divides class into 4 groups
- There are 7 hobbies. Each group will choose a number to answer. With a correct answer, students will get one point. If any group can get the word in the vertical column fastest, that group can earn three points.
- Tells students which group has the most correct answers will be the winner.
- After revealing the words, teacher asks students a question: “What is the word in the vertical column?”

- Play game in groups.
- Each group will choose a number.
- With a correct answer, students will get one point.
- If one group can get the word in vertical column fastest, that group will get three points.
- Students answer, “HOBBIES”

1

2


3

4

5

6

7



Question 1: The activity of going for long walks in the countryside (6 letters)

1

2


3

4

5

6

7



1

2

3

4

5

6

7

B. New lesson (35’)

▪ Activity 1: Vocabulary (8’)

a) Objective: Ss know more words about subjects, sports, and hobbies

b) Content:



Vocabulary: board games, drawing, drama, IT (information technology), basketball, chemistry, geography, gymnastics, chess, ice hockey, volleyball

Listening

c) Outcomes: Ss know how to pronounce the new words precisely and use them in appropriate contexts.

d) Competence: communication, collaboration, presentation

e) Organisation of the activity:

TEACHER'S ACTIVITIES	STUDENT'S ACTIVITIES	CONTENTS
<p>PRESENTATION. T -Ss- T/ Ss- Ss/ Individual</p> <p><u>Set context:</u></p> <ul style="list-style-type: none"> - Calls out some students to answer the questions: “What are your hobbies?” - Chooses one of the eight hobbies in the crossword puzzle, and ask them. For example: “Do you like gardening?” or “Do you like cycling?”, etc. “Why you like gardening” or “Why you dislike gardening?”, etc. - Leads to the topic of the lesson – Likes and dislikes <p><u>Teach new vocabulary:</u></p> <ul style="list-style-type: none"> - Uses pictures and explanation to present new words. - Have students practice their pronunciation drills. <p><u>New words:</u></p> <ol style="list-style-type: none"> 1. Skateboarding (n) 2. Ice skating (n) 3. Bowling (n) 4. PE (n) 5. Board games (n) 6. Drawing (n) <p>picture + meaning</p>	<ul style="list-style-type: none"> - Some students will answer the questions. - Listen to the teacher's questions carefully, and have some time to think about the answers. - Pay attention to the teacher - Look, listen, and repeat in chorus and individuals - Copy all the new words to the notebook. 	<p>Question: “What are your hobbies?”, “Do you like or dislike gardening/hiking/sewing/sculpting/cooking/jogging/dancing/fishing?”</p> <p>New words:</p> <div data-bbox="1003 1302 1542 1648"> <p>NEW VOCABULARY</p> <ol style="list-style-type: none"> 1. Skateboarding (n) /'sket.bɔː.dɪŋ/ the activity or sport of riding a skateboard 2. Ice skating (n) /'aɪs .skeɪ.tɪŋ/ the sport or activity of moving on ice, wearing ice skates 3. Bowling (n) /'bəʊ.lɪŋ/ a game played inside, in which you roll a heavy ball down a track to try to knock down a group of pins 4. PE = Physical education (n) /'fɪz.ɪ.kəl ed.ju'keɪ.jən/ school classes in which children exercise and learn to play sports 5. Board game (n) /'bɔːd .geɪm/ any of many games in which small pieces are moved around on a board with a pattern on it 6. Drawing (n) /'drɔː.ɪŋ/ the act of making a picture with a pencil or pen, or a picture made in this way <p> www.phuongnam.edu.vn </p> </div>

▪ Activity 2 Practice (23')

a) Objective: Ss can answer the questions to critical thinking, and they can also finish the tasks in the textbook. Critical thinking skills (guessing/ reasoning) and communication can also be practiced.

b) Content: Students answer questions, classify words, choose the correct answer, read and complete, listen and match.

c) Outcomes: Ss read and listen, and they can apply the useful language in everyday listening and speaking.

d) Competence: collaboration, guessing, matching, communication

e) Organisation of the activity:

TEACHER'S ACTIVITIES	STUDENT'S ACTIVITIES	CONTENTS
<p>PRACTICE. T-Ss- T/ S – S/ Individual</p> <p>Activity 1 (2') Describe the photo.</p> <ul style="list-style-type: none"> - Asks students to look at the photos and answer the questions. - Gives some possible answers. <p>Activity 2 (4') Read and listen to the dialogue. Find the names of the people in the photo.</p> <ul style="list-style-type: none"> - Plays the audio for students to listen to the words. - Have the students to find out the names of the people in the photo. - Shows the correct answers of the names of people in the photo <p>Activity 3 (5') Are the sentences true or false? Write T or F.</p> <ul style="list-style-type: none"> - Divides class into 4 groups 	<ul style="list-style-type: none"> - Look at the photos and do the task. - Listen and identify the names of people in the photo - Find out the names of people in the photo - Copy the correct answers to their books - Sit with their teammates 	<p><i>Suggested answers:</i></p> <p>1. The people are in a canteen. They are having lunch</p> <p><i>Answers:</i> Izzy, Becky, Ryan</p> <p><i>Answers:</i></p>

- Asks students to work in groups and each group has 2 minutes to finish the task
- Checks students' answers
- Plays the record again for the students to check the answers

Activity 4 (1') Add three words from the dialogue in exercise 2 to each list

- Have students listen and repeat the words "board games" and "drawing"
- Shows the correct answers

Activity 5 (3') Work in pairs. How many more words can you add to the lists in exercise 4 in three minutes

- Asks student to work in pairs and complete the task
- Checks students' answers.

Activity 6 (2') Label the phrases below A (like), B (OK), or C (don't like). Which phrases are in the dialogue in exercise 2?

- Work in groups and do the activity 3
- Write down the correct answers
- Listen carefully

- Listen and write the ending sound of each word.
- Listen and repeat after the teacher
- Copy the correct answers down

- Work in pairs.
- Check answers with teacher.

3. Are the sentences true or false? Write T or F.

1. This is the first time Izzy and Ryan have met.	F
2. This is the first time Becky and Ryan have met.	T
3. Ryan sometimes goes skateboarding in London.	T
4. Becky does not like skateboarding or bowling.	T
5. Ryan and Becky agree to go ice skating after school.	T
6. Izzy and Becky have got PE next.	F

www.phuongnam.edu.vn

Friends Global

Answers:

Sport and hobbies: skateboarding, ice skating, bowling

School subjects: maths, history, PE

Suggested answer:

Subjects: chemistry, geography, music, Physics, English, Literature, etc

Hobbies: gymnastics, chess, dance / dancing, swimming, cycling, etc

Answer:

A (like): I love...; I'm really keen on...; ... is great.

B (OK): I don't mind...; I (quite) like...; ... isn't bad.

C (don't like): I can't stand...; I hate...; ... is terrible.

<ul style="list-style-type: none"> - Have students read and complete the task. - Checks students' answers. <p>Activity 7 (5') Work in pairs. Give opinions of school subjects. Use the phrases in exercise 6.</p> <ul style="list-style-type: none"> - Ask students to work in pairs and take turns to give their opinions of school subjects - Asks some pairs to stand up and say their opinions of school subjects 	<ul style="list-style-type: none"> - Do the task. - Check answers with the teacher - Work in pairs - Some pairs talk about their opinions of school subjects. 	<p>Phrases in the dialogue: I love...; I hate...; I don't mind...; I like...; I'm not very keen on...</p>
--	---	---

▪ **Activity 3: Outcomes (5')**

a) Objective: Ss can answer the question to describe feelings in some situations. Communication is also be practiced.



b) Content: Students work in pairs, speak and discuss

c) Outcomes: Ss speak and listen mutually, they can new words they have learnt in their conversation.

d) Competence: Collaboration, communication

e) Organisation of the activity:

TEACHER'S ACTIVITIES	STUDENT'S ACTIVITIES	CONTENTS
<p>PRODUCT. S – S/ T – Ss</p> <p>Activity 9 (5') Play a game 'Learn with Nobita'</p> <ul style="list-style-type: none"> - Have the students to work in group - Asks them to choose 1 out of 4 given questions - Asks them to answer the questions and discuss 	<ul style="list-style-type: none"> - Work in groups - Choose 1 out of 4 questions - Answer the questions and discuss the subject 	<p>Topic: Math, Geography, PE = Physical Education, Chemistry</p>

<p>the subject if they like or dislike the school subject</p> <ul style="list-style-type: none"> - Invites 1 group to talk about their opinion 	<ul style="list-style-type: none"> - Talk about their own opinion about the school subject 	<p><u>Using following phrases:</u></p> <div> <div>I can't stand... I love... ... isn't bad.</div> <div>I don't mind... I (quite) like... ... is great.</div> <div>I hate... I'm really keen on... ... is terrible.</div> </div>  <div>4. CHEMISTRY</div> 
---	---	---

C. Consolidation (2')

a) Vocabulary: skateboarding, ice skating, bowling, PE = Physical education, board game, drawing

b) Talking about likes and dislikes

D. Homework (3')

- Learn by heart the new vocabulary about subject, sports, and hobbies
- Practice asking and answering about likes and dislikes
- Do exercise in the workbook
- Prepare: Unit 0: Introduction – B-Grammar (page 7 – SB)