



# PORTAGE FIRE DISTRICT

## FIRE CHIEF BARRETT A. DORNER



### Report of the Chief

Portage Fire District Board Meeting

May 9, 2022

- **Administration**

- Village of Rocky Ridge Contract
- Automatic Aid Agreement: Erie Twp.
- Rescue 37 funds update (*See Attachment 1*)
- 6 Month Checkup Report
- **Personnel**
  - Five members completed FFI; one in progress
  - Two applicants going through process
    - Changes to the process:
      - Background check before hiring
      - Physical agility test w/ waiver
  - Leaves of Absence: John Mendofik extended through 6/1
  - Recommendation for termination: Daniel Boesken
  - Resignation: FF Mark Hensley

- **Planning**

- Station Design Conference: May 24-26, Rosemont, IL

- **Logistics**

- **Fleet**
  - Ladder 37 repaired and back in service as of today
  - **REQUEST:** Brush 37 – primer valve repair, was impeding operations
  - Still awaiting word on SCBA grant – this month or early June at the earliest
    - Budgeted next year with CI funds to purchase outright if need be
- **Communications**
  - (36) Portable radios are in – awaiting programming
  - (9) Mobiles have not been delivered
  - **REQUEST:** Asset tag approval; pre-approved by FO
- **Facility**
  - A/Capt. Witt repaired dangerous manhole cover failure in-house
  - Phone system update completed.

- **REQUEST:** Printers, service, toner through PerryPROTech: \$161.49/mo
- **Quartermaster**
  - Turnout gear ordered – ETA of 6 months
  - Rocket Shop now providing uniform items
    - Bulk ordering only for certain items

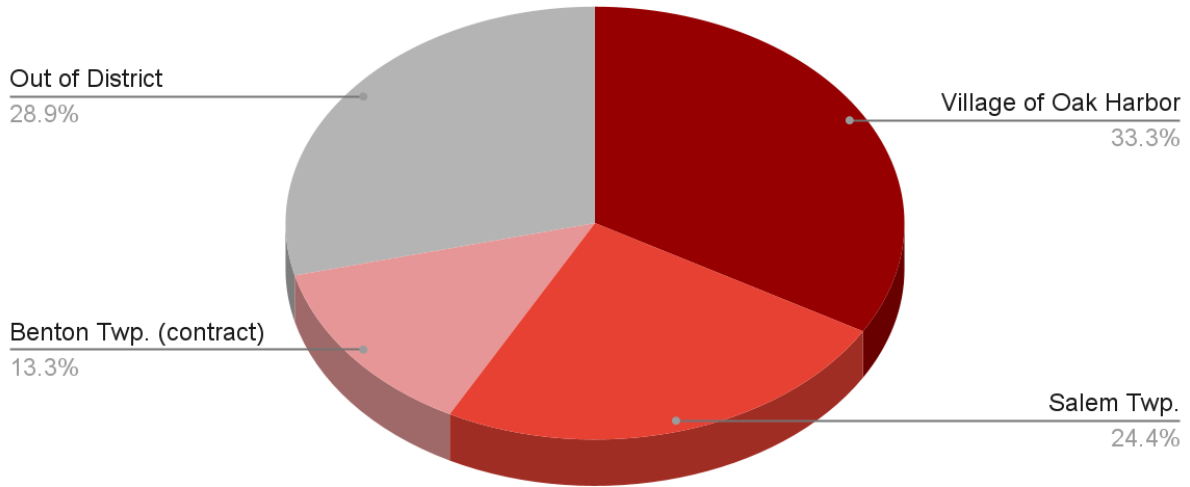
Respectfully submitted,

A handwritten signature in black ink, appearing to read 'BAD', with a long horizontal flourish extending to the right.

Barrett A. Dorner  
Chief

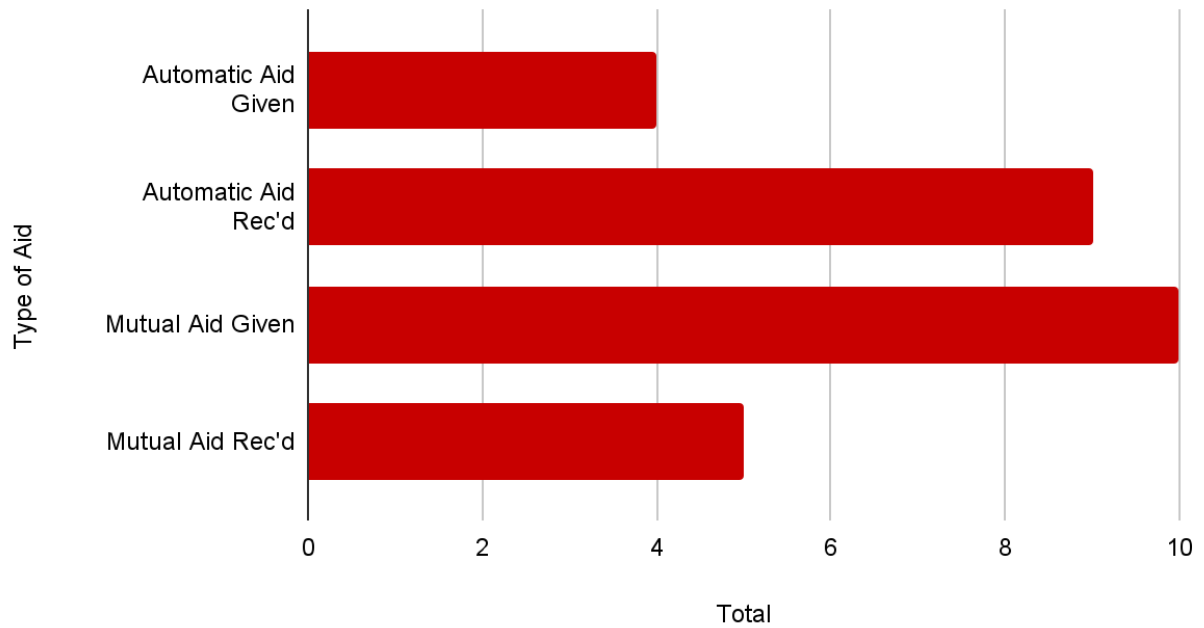
## OPERATIONS REPORT

### Responses by Coverage Area 2022



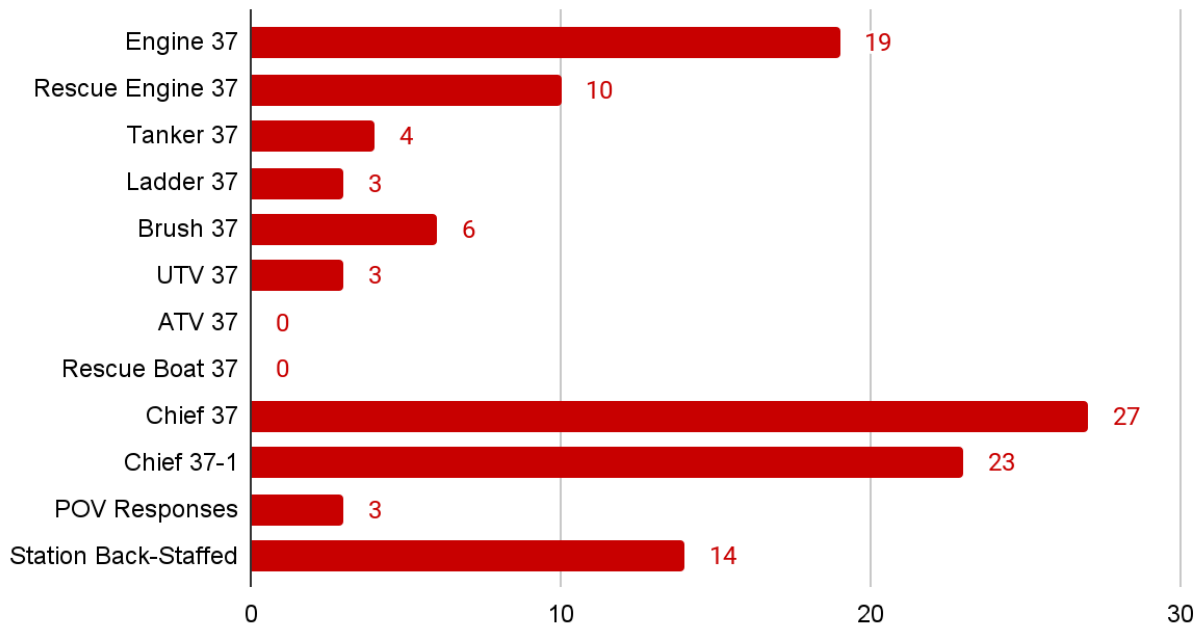
Responses by Coverage Area													
Coverage Area	Jan	Feb	Mar	April	May	June	July	Aug	Sept	Oct	Nov	Dec	Total
Village of Oak Harbor	7	2	3	3									15
Salem Twp.	5	4	2	0									11
Benton Twp. (contract)	2	1	1	2									6
Out of District	3	3	2	5									13
Total	17	10	8	10	0	0	0	0	0	0	0	0	45

## Automatic & Mutual Aid 2022



Aid Given & Received													
Type of Aid	Jan	Feb	Mar	April	May	June	July	Aug	Sept	Oct	Nov	Dec	Total
Automatic Aid Given	2	0	1	1									4
Automatic Aid Rec'd	4	2	0	3									9
Mutual Aid Given	4	3	2	1									10
Mutual Aid Rec'd	0	2	2	1									5

## Unit Responses 2022



Unit Responses													
Unit	Jan	Feb	Mar	April	May	June	July	Aug	Sept	Oct	Nov	Dec	Total
Engine 37	9	5	2	3									19
Rescue Engine 37	2	3	3	2									10
Tanker 37	0	0	2	2									4
Ladder 37	2	1	0	0									3
Brush 37	1	2	2	1									6
UTV 37	1	1	1	0									3
ATV 37	0	0	0	0									0
Rescue Boat 37	0	0	0	0									0
Chief 37	11	6	2	8									27
Chief 37-1	8	5	4	6									23
POV Responses	2	1	0	0									3
Station Back-Staffed	5	3	3	3									14
<b>Total</b>	<b>41</b>	<b>27</b>	<b>19</b>	<b>25</b>	<b>0</b>	<b>0</b>	<b>0</b>	<b>0</b>	<b>0</b>	<b>0</b>	<b>0</b>	<b>0</b>	<b>112</b>

\*Note: Chief 37-1 was AC Shawn Beaver through 3/22/22, then reassigned to AC Antonio Hand.

\*Note: C37-1 may respond on more calls than shown if they respond on an apparatus and not POV.

### Responses by Incident Type

		Jan	Feb	Mar	April	May	June	July	Aug	Sept	Oct	Nov	Dec	YTD
	Structure Fire	2	0	2	1									4
	Working Fire	1	2	0	0									3
	Vehicle Fire	0	0	0	1									1
	Outside Fire	0	0	0	2									2
	Brush Fire	0	0	2	0									2
	Fire Alarm	1	0	0	0									1
	Odor Invest	3	0	1	0									4
	Nat'l Gas In	1	1	0	0									2
	Nat'l Gas Out	3	0	0	0									4
	Smoke Invest	0	1	0	0									1
	CO Alarm	0	0	0	1									1
	MVC	2	2	2	2									8
	Extrication	0	2	0	0									2
	Off-Road Resc	1	0	0	0									1
	Water Rescue	0	0	0	0									0
	Ice Rescue	0	0	0	0									0
	Tech Rescue	0	0	0	0									0
	Assist Public	0	1	0	0									1
	Assist EMS	1	0	1	0									2
	Assist PD	0	0	0	0									0
	IMAT: StructFire	0	1	0	0									1
	IMAT:WorkFire	1	0	0	2									3
	IMAT: MVC	0	0	0	1									0
	IMAT: Medical	1	0	1	0									2
	IMAT: Other	0	0	0	0									0
	Other	0	0	0	0									0
	TOTAL	17	10	9	10	0	0	0	0	0	0	0	0	45

## ADMINISTRATION REPORT

Fire Chief Hours	
Through Last Month (YTD)	497.5
Weekly Avg.	29

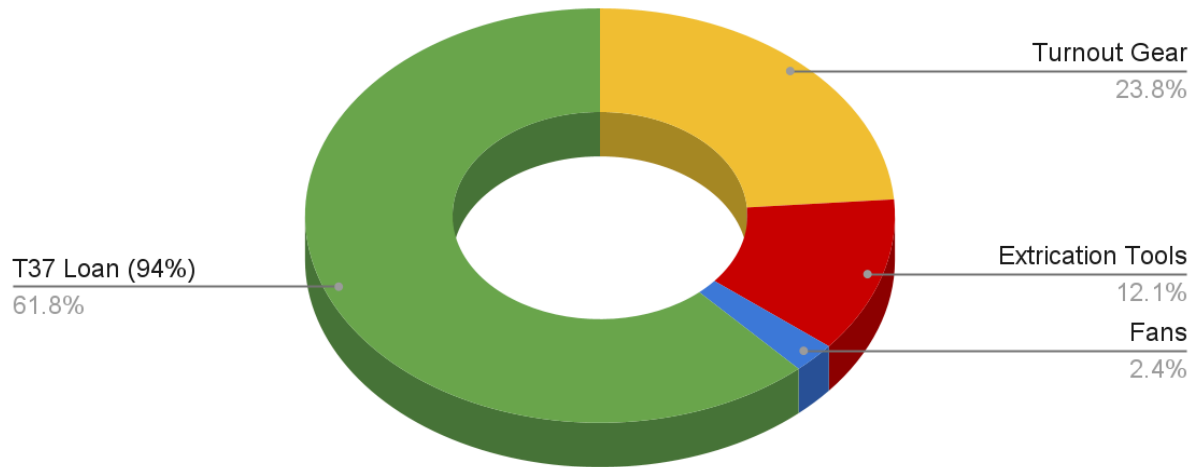
Billing Report (YTD)	
Claims Submitted	\$5,697.20
Payment Received	\$1,009.60

Chief's Expenditure Report - April 2022				
Date	Vendor	Amount	Line Item	Notes
04/26/22	Fire Safety Services	\$99.65	6070 - SCBA Expense	Mask repair
04/22/22	Fire Safety Services	\$85.74	6070 - SCBA Expense	Mask decon wipes
04/21/22	Zoho	\$64.20	6109 - Website	Email hosting
04/10/22	Conway Shields	\$139.98	6090 - Turnout Gear	Helmet shields
04/07/22	Burmeister Trophy	\$190.00	6047 - Misc Expense	Awards
04/07/22	Amazon	\$50.85	6050 - Office	Computer peripherals
	<b>MONTH TOTAL</b>	\$630.42		
	<b>YTD</b>	\$2,213.61		

Purchase Requests				
Item	Amount	Line Item	Priority	Notes
Asset tags	\$385.66	6047 - Misc. Expense	High	Cleared through FO; \$461.80 in line item
Primer handle repair for B37	\$395.52	6000 - Apparatus	High	Purchased; \$47,617.41 in line item
<b>Total</b>	\$781.18			

## Attachment 1

### Use of R37 sale funds



Proposed use of R37 sale funds	
Turnout Gear	\$ 79,807.00
Extrication Tools	\$ 40,680.00
Fans	\$ 8,000.00
T37 Loan (94%)	\$ 207,513.00
Sale of Rescue 37	\$ 335,000.00
Total Expenditures	\$ 336,000.00
From existing budget (6% of loan)	\$ 12,687.00