

CN

CoinW研究院周报(2025.7.28-2025.8.3期)

CoinW研究院

关键点

- 全球加密货币总市值为3.77万亿美元, 较上周4.16万亿美元, 本周内加密货币总市值跌幅为9.38%。截止至发稿, 美国比特币现货ETF累计总净流入约541.8亿美元, 本周净流出6.43亿美元; 美国以太坊现货ETF累计总净流入约94.9亿美元, 本周净流入1.54亿美元。
- 稳定币总市值为2,740亿美元, 其中USDT市值为1,639亿美元, 占稳定币总市值的59.81%; 其次是USDC市值为642亿美元, 占稳定币总市值的23.43%; DAI市值为53.6亿美元, 占稳定币总市值的1.96%。
- 据DeFiLlama的数据, 本周DeFi总TVL为1,329亿美元, 较上周1,432亿美元, 本周跌幅为7.19%。按公链进行划分, 其中TVL最高的三条公链分别是Ethereum链占比59.17%; Solana链占比7.14%; BSC(BNBChain)链占比5.03%。
- 从链上数据看, 本周日成交量除Ethereum和Toncoin有小幅度增长之外, 其余公链整体都是下跌的趋势。其中, BNBChain和Sui下跌最为显著, 较上周的跌幅分别为71.9%和60.9%; 交易费用上, Toncoin较上周下跌70%, Sui较上周下跌37.5%, Aptos较上周上涨40%, 其余公链交易费用较稳定; 从日活跃地址上看, BNBChain较上周上涨25.1%, Sui较上周下跌20.4%, 其余公链趋于稳定; 从TVL上看, 除Toncoin和上周持平之外, 其余公链都是下跌趋势, 其中Sui下跌最为显著, 较上周的跌幅为13.9%。
- 创新项目关注: Omni Exchange是跨链去中心化交易平台, 致力于打通不同区块链网络之间的资产交易壁垒; HoneyPop DEX是部署在Scroll上的去中心化自动做市商(AMM)协议, 具备完全无需许可的特性, 旨在成为该链生态中的核心流动性枢纽, 为用户和项目提供高效、开放的交易与流动性服务; Breeze是构建在Solana上的收益引擎, 旨在为任何移动应用快速集成原生收益功能。

目录

关键点	1
1.加密货币总市值/比特币市值占比	2
2.恐慌指数	3
3.ETF流入流出数据	4
4.ETH/BTC和ETH/USD兑换比例	4
5. Decentralized Finance (DeFi)	5
6 .链上数据	6
7. 稳定币市值与增发情况	9
二.本周热钱动向	10
1.本周涨幅前五的VC币和Meme币	10
2.新项目洞察	11
三.行业新动态	12
1.本周行业大事件	12
2.下周即将发生的大事件	13

一.市场概览

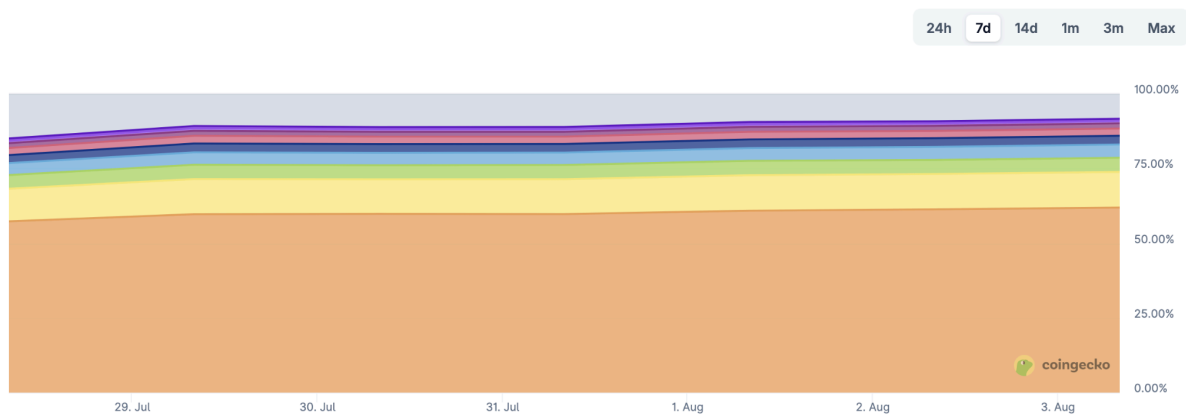
1.加密货币总市值/比特币市值占比

全球加密货币总市值为3.77万亿美元，较上周4.16万亿美元，本周内加密货币总市值跌幅为9.38%。



数据来源: *cryptorank*

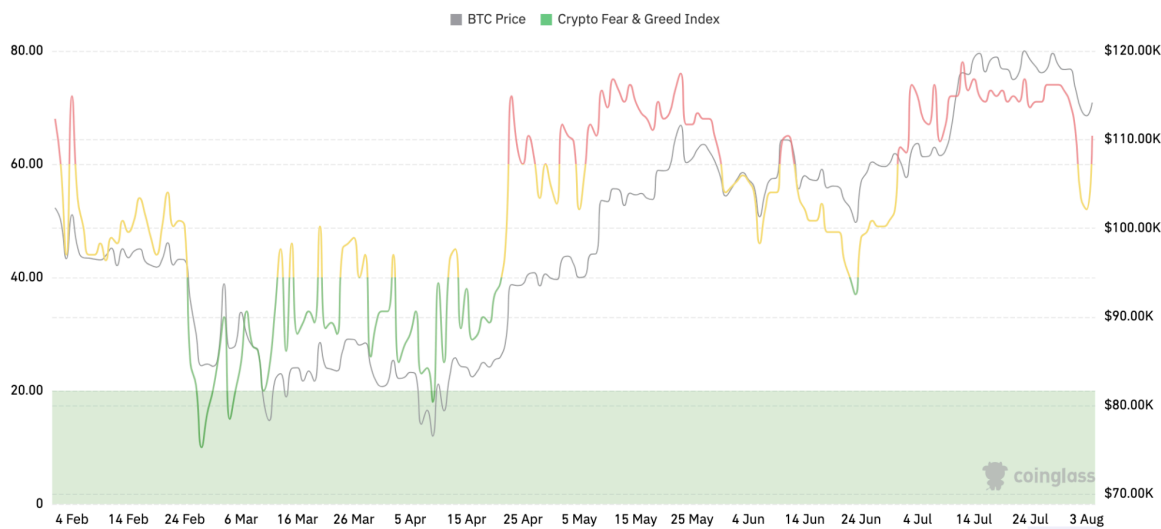
截止至发稿, 比特币的市值为2.27万亿美元, 占加密货币总市值的60.02%。与此同时, 稳定币的市值为 2,740亿美元, 占加密货币总市值的7.26%。



数据来源: *coingeck*

2.恐慌指数

加密货币恐慌指数为65, 显示为贪婪。



数据来源: *coinglass*

3.ETF流入流出数据

截止至发稿, 美国比特币现货ETF累计总净流入约541.8亿美元, 本周净流出6.43亿美元; 美国以太坊现货ETF累计总净流入约94.9亿美元, 本周净流入1.54亿美元。



数据来源: *sosovalue*

4.ETH/BTC和ETH/USD兑换比例

ETHUSD :现价 3,537美元, 历史最高价 4,878 美元, 距最高价跌幅约27.3%。

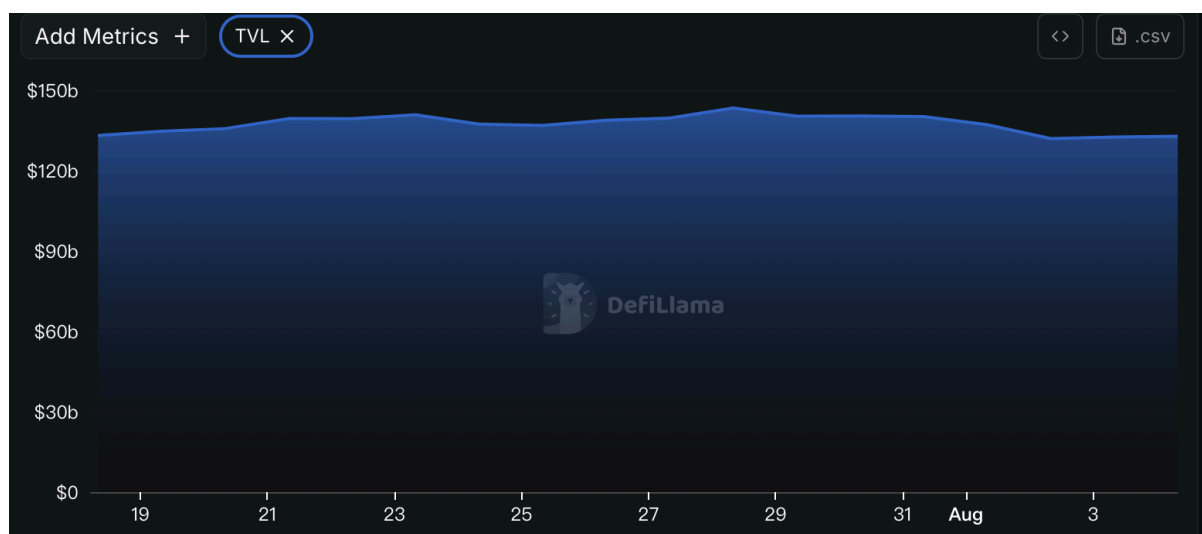
ETHBTC :目前为 0.030841, 历史最高为0.1238。

Ethereum Statistics (Last Update: 2 minutes ago)	
Cost of Ethereum PoS Validator	\$113,201.28
Ethereum Circulating Supply	120,709,612
All Time High (ATH)	\$4,878.26
Percentage from ATH	-27.30%
Days since ATH	1,362

数据来源 : *ratio*gang

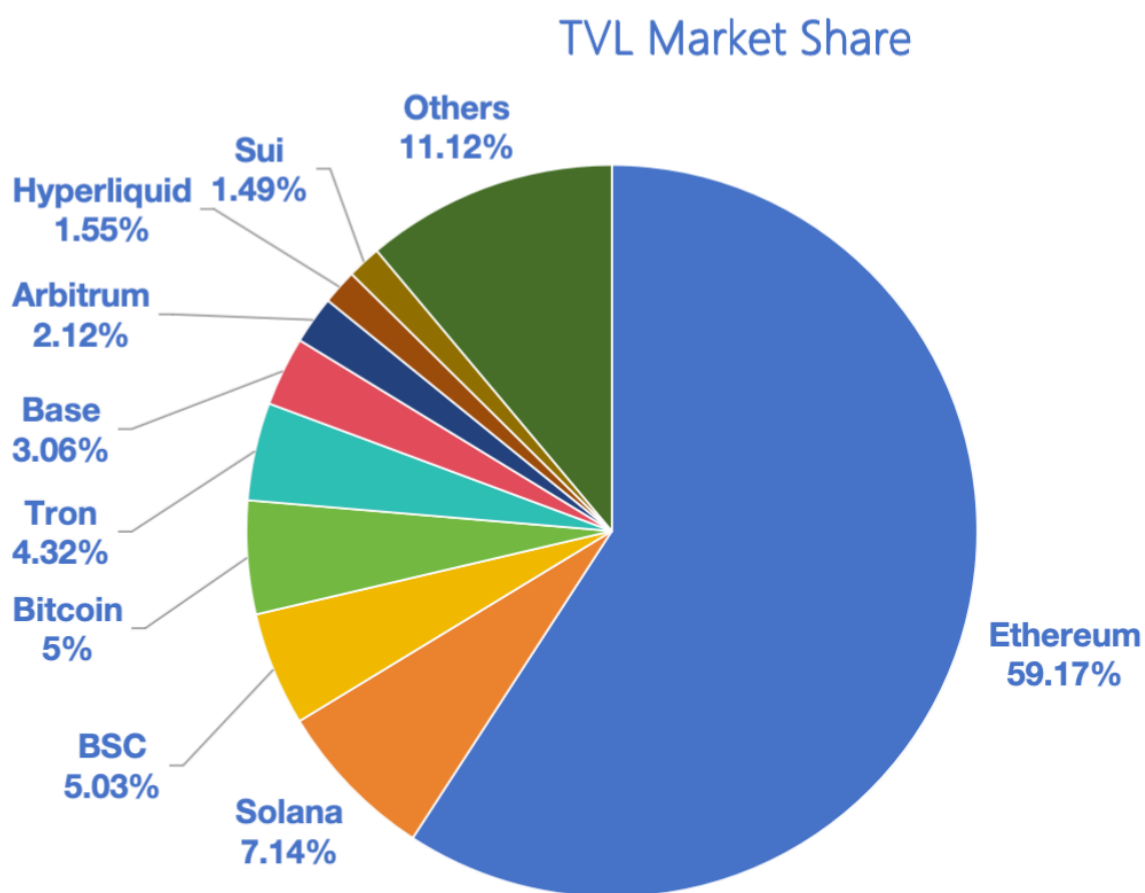
5. Decentralized Finance (DeFi)

据DeFiLlama的数据, 本周DeFi总TVL为1,329亿美元, 较上周1,432亿美元, 本周跌幅为7.19%。



数据来源: *defillama*

按公链进行划分, 其中TVL最高的三条公链分别是Ethereum链占比59.17%; Solana链占比7.14%; BSC (BNBChain) 链占比5.03%。



数据来源: CoinW研究院, defillama

数据截止至2025年8月3日

6 .链上数据

Layer 1相关数据

主要从日交易量、日活跃地址、交易费用分析目前主要Layer1含ETH、SOL、BNB、TON、SUI以及APT的相关数据。

Chains	Gas (US\$)	Daily Trading Volume (US\$B)	Daily Active Addresses	TVL (US\$B)
ETH	0.02	4.11	484,328	78.55
SOL	0.002	1.38	2,210,000	9.51
BNB	0.01	1.42	2,340,000	6.68
TON	0.003	0.09	108,715	0.16
SUI	0.005	0.23	1,150,000	1.98
APT	0.000007	0.14	662,514	0.89

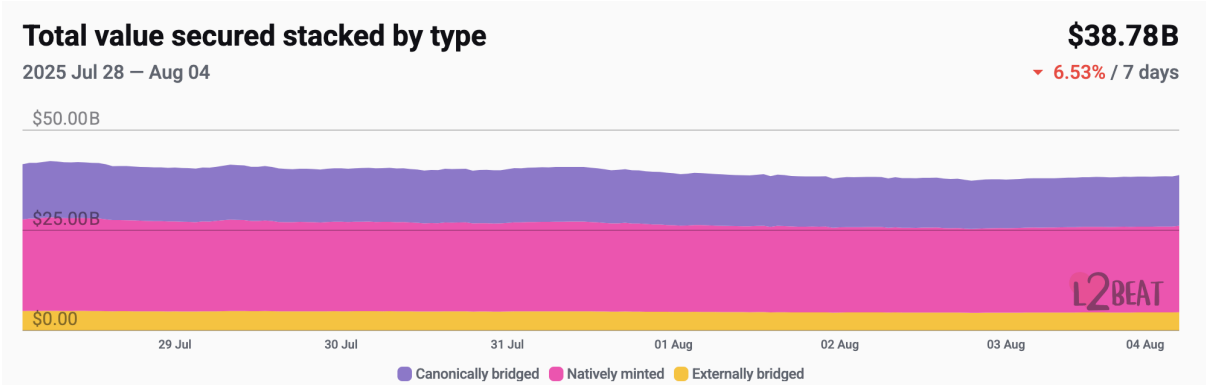
数据来源: CoinW研究院, defillama, Nansen

数据截止至2025年8月3日

- 日成交量与交易费用: 日成交量和交易费用是衡量公链活跃度和用户体验的核心指标。本周日成交量除Ethereum和Toncoin有小幅增长之外, 其余公链整体都是下跌的趋势。其中, BNBChain和Sui下跌最为显著, 较上周的跌幅分别为71.9%和60.9%; 交易费用上, Toncoin较上周下跌70%, Sui较上周下跌37.5%, Aptos较上周上涨40%, 其余公链交易费用较稳定。
- 日活跃地址与TVL: 日活跃地址反应了公链的生态参与度和用户粘性, TVL反应了用户对平台的信任程度。从日活跃地址上看, BNBChain较上周上涨25.1%, Sui较上周下跌20.4%, 其余公链趋于稳定; 从TVL上看, 除Toncoin和上周持平之外, 其余公链都是下跌趋势, 其中Sui下跌最为显著, 较上周的跌幅为13.9%。

Layer 2相关数据







- 据L2Beat数据显示，以太坊Layer2总TVL为387.8亿美元，本周较上周416.7亿美元，整体跌幅为6.53%。



数据来源:L2Beat

数据截止至2025年8月3日

- Base和Arbitrum分别以37% 和34.6% 的市场份额占据前排，本周Base依然在以太坊Layer2的TVL中位居第一。

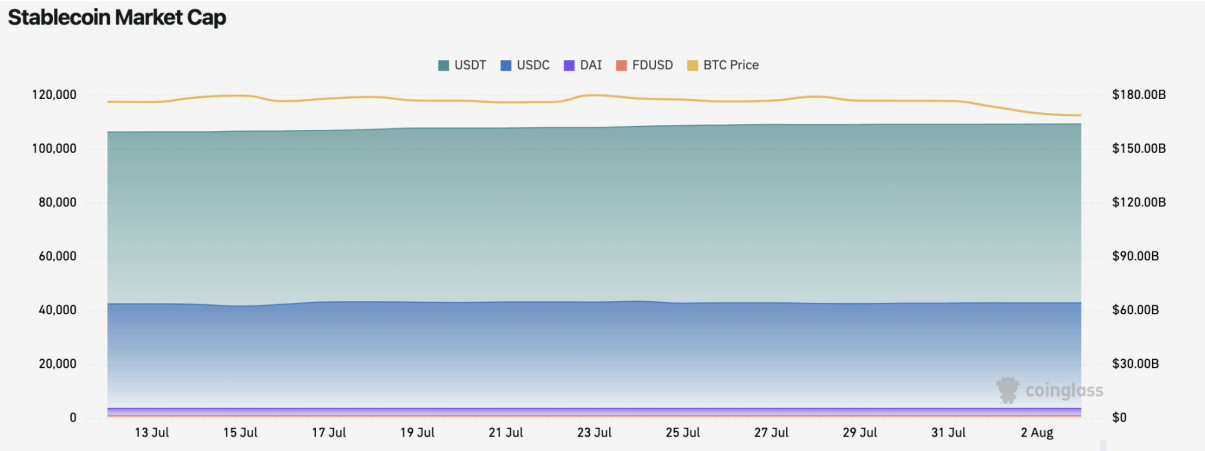
Layer2 Overview ⓘ									
logo	Name	Technology	TVL (\$)	Market Share	Transactions	Bridges	1D Change ⓘ	7d Change ⓘ	
	Base	Optimistic Rollup	5,841,288,630.92	37%	1,705,587	779,545	0.003175%	-13.48%	
	Arbitrum	Optimistic Rollup	5,462,115,422.15	34.6%	1,229,184	209,390	0.03543%	1.902%	
	Optimism	Optimistic Rollup	1,507,928,127.40	9.552%	500,676	314,841	0.02865%	-1.226%	
	Starknet	ZK Rollup	867,608,361.59	5.496%	1,869,779	1,262,690	0.004941%	0.4118%	
	World Chain	Optimistic Rollup	498,713,574.95	3.159%	4,870	2,849	0%	0.7923%	
	Linea	ZK Rollup	410,893,469.75	2.603%	783,162	583,193	0.009298%	0.998%	
	Blast	Optimistic Rollup	188,664,590.39	1.195%	632,288	189,516	0.1941%	-1.022%	
	Scroll	ZK Rollup	183,908,767.04	1.165%	1,108,820	784,085	-0.03469%	2.979%	
	Polygon zkEVM	ZK Rollup	157,006,158.83	0.9946%	269,279	163,397	0.002753%	-2.123%	

数据来源: footprint

数据截止至2025年8月3日

7. 稳定币市值与增发情况

据Coinglass数据，稳定币总市值为2,740亿美元。其中USDT市值为1,639亿美元，占稳定币总市值的59.81%；其次是USDC市值为642亿美元，占稳定币总市值的23.43%；DAI市值为53.6亿美元，占稳定币总市值的1.96%。



数据来源: *CoinW*研究院, *Coinglass*

数据截止至2025年8月3日

据Whale Alert数据显示, 本周内USDC Treasury总计增发14.5亿枚USDC, Tether Treasury总计增发10亿枚USDT, 本周稳定币增发总量为24.5亿枚, 较上周稳定币增发总量34.12亿, 本周稳定增发总量跌幅约为28.19%。

Transaction Details

Blockchain

Ethereum

Timestamp

2 days 6 hours ago (Fri, 01 Aug 2025 20:06:11 UTC)

Hash

0x421ce162bc0a4f8673b39bae514d7fe5c3f291932155e536bc86c96fd780ebf3

Fee

0.000042 ETH

Mint

Receiver

0x55fe002aeff02f77364de339a1292923a...
USDC Treasury

100,000,000 USDC

99,969,550 USD

数据来源: *Whale Alert*

数据截止至2025年8月3日

二.本周热钱动向

1.本周涨幅前五的VC币和Meme币

过去一周内涨幅前五的VC币

Ticker	Price	Market Cap	Performance
CFX	\$0.21	\$1,078,518,194	13%
PUMP	\$0.003	\$1,049,226,173	10%
IP	\$6.01	\$1,776,731,390	8%
TON	\$3.56	\$8,608,353,336	5%
XDC	\$0.09	\$1,517,894,910	4%

数据来源: CoinW研究院, coinmarketcap

数据截止至2025年8月3日

过去一周内涨幅前五的Meme币

Ticker	Price	Market Cap	Performance
MM	\$0.0038	\$29,565,927	184%
TROLL	\$0.091	\$91,201,086	120%
TIBBIR	\$0.137	\$136,889,544	58%
OMIKAMI	\$0.0296	\$28,026,401	53%
AIC	\$0.15	\$113,154,636	40%

数据来源: CoinW研究院, coinmarketcap

数据截止至2025年8月3日

2.新项目洞察

- Omni Exchange是跨链去中心化交易平台，致力于打通不同区块链网络之间的资产交易壁垒。依托多链基础设施，Omni 为 Web3 生态提供高效、安全的去中心化交易与流动性聚合解决方案，实现跨网络资产的无缝交换与流动性共享。
- Honeypop DEX 是部署在 Scroll 上的去中心化自动做市商(AMM)协议，具备完全无需许可的特性，旨在成为该链生态中的核心流动性枢纽，为用户和项目提供高效、开放的交易与流动性服务。
- Breeze是构建在 Solana 上的收益引擎，旨在为任何移动应用快速集成原生收益功能。开发者只需几行代码即可为应用添加非托管、安全且高速的收益分润机制，帮助产品在不改变用户体验的前提下解锁新的商业模式。Breeze 已获得 Solana 官方、Turnkey 等生态支持，致力于让“收益集成”变得简单、轻量、即插即用。

三.行业新动态

1.本周行业大事件

- Solana 流动性管理平台 Meteora 发布积分查询网站，第一季快照于6月30日拍摄。Meteora 第二季活动正在进行中，用户提供流动性可赚取手续费和获得第二季LP激励计划的积分。
- Ethereum L2 网络 Linea 公布空投细节，计划将总代币供应量的 9% 分配给获得 LXP 的用户，目前已完成快照和女巫过滤，10% 将用于奖励早期贡献者，1% 分配给战略建设者。空投资格检查器即将上线，将包含门槛值与乘数说明。生态流动性奖励另行从 75% 的生态基金中发放，与用户空投无关，该基金设有 10 年解锁期，专注长期生态建设。剩余 12% 的流通代币将用于交易所流动性等用途，后续 Linea 还将公布原生收益桥设计和 TGE时间。
- Fetch.ai 与ICP联合发起的 NextGen Agents Hackathon 黑客松正式启动，奖金池 30 万美元。该活动鼓励开发者基于 Fetch.ai 生态构建自主 AI 代理，并连接至 ICP 的去中心化区块链基础设施，优胜团队还将直接晋级 2025 年世界计算机黑客联盟赛事。

- 去中心化 AI 智能体平台 SIA Nexx 上线旗下投资交易类 multi-Agent 平台，等待名单上的用户现可在完成验证后体验更智能、更高效的 AI Agent 交互体验。更多场景的 multi-Agent 平台将于近期推出。此外，SIA 积分互动规则也已同步上线，用户使用 SIA Agents 可获取积分，参与后续活动。
- Ethena 上线 TON，提供 20% APY(包括 12% 基本 tsUSDe APY+10% TON APY)另外，在 STON.Fi、Fiva Protocol、Eva Protocol 和 Affluent 上也可获得 APY 提升，上限为 10000 tsUSDe。

2.下周即将发生的大事件

- dYdX 基金会旗下全资子公司 dYdX Grants Ltd. 正向 dYdX Chain 社区财政部申请 800 万美元的 DYDX 资金，用于启动并运营新的资助计划，预计可覆盖未来 12 至 18 个月的运行周期。该计划旨在进一步支持 dYdX 生态系统中的开发者、研究人员和贡献者，同时提升整体运营效率与成本效益。经过社区反馈后，相关链上治理提案于8月4日正式启动。
- Rice Robotics 将于8月5日在 TokenFi Launchpad 上推出其 RICE 代币，旨在为人工智能机器人构建去中心化数据市场，推动机器人数据的代币化与 DePIN 扩展。此次预售总额为 75 万美元，占总供应量(10 亿枚)的 10%，估值为 750 万美元，合作方包括 BNB Chain、DWF Labs 和 Floki。RICE 代币将用于激励数据贡献、订阅 AI 模型与参与平台治理，并通过手续费回购实现通缩。Rice 的室内配送机器人已部署至软银东京总部、日本 7-Eleven 等场所，公司今年初获得阿里巴巴创业者基金等机构的 700 万美元 Pre-A 融资。
- Solana Mobile 宣布其第二款智能手机 Seeker 于 2025 年 8 月 4 日开始发货，并同步推出原生代币 SKR。作为 Solana 移动生态的核心资产，SKR 将直接分发给参与生态系统的开发者和用户，旨在激励社区建设与应用增长。

3.上周重要投融资

- RD Technologies, 完成了总额为4000万美元的A2轮融资, 投资方包括 Hongshan、Hivemind Capital等。RD Technologies是一家致力于推动信任、稳定与高效支付的创新型金融科技公司, 核心产品包括以港币支持的稳定币 HKDR 和获得许可的储值支付工具 RD Wallet。公司旨在通过数字货币与合规金融工具的结合, 赋能香港及全球 Web3 经济发展, 支持本地、离岸及海外企业实现多币种、跨境、高效的金融交易。(2025年7月30日)
- Stable, 完成了种子轮融资, 筹集资金2800万美元, 投资方包括 Hack VC、Bitfinex、Castle Island、Franklin Templeton等。Stable 是由 Bitfinex 和 Tether 推出的 Layer 1, 主打以 USDT 作为原生 Gas 实现免费点对点转账。该链支持在稳定币上直接运行智能合约, 具备无 Gas 的用户体验、原生法币端口集成、通过 USDT0 实现的无桥跨链机制, 以及合规架构与优先执行通道, 旨在为 Web3 应用提供稳定、高效、便捷的基础设施。(2025年7月31日)
- Billions, 完成了总额为3000万美元的融资, 投资方包括Coinbase Ventures、Liberty City Ventures、Polychain、Polygon等知名机构。Billions Network 是专注于数字身份验证的网络平台, 旨在构建一个人与 AI 彼此可信的未来。该平台采用零知识证明技术, 致力于为人类和 AI 身份提供可扩展且安全的验证机制, 也是 Sam Altman 加密项目 World 的基础设施之一, 聚焦于可信身份在加密与人工智能时代的核心作用。(2025年7月31日)

参考链接:

- 1.Breeze,<https://x.com/usebreezebaby>
- 2.Honeypop,https://x.com/honeypop_app
- 3.Omni Exchange,https://x.com/Omni_Exchange
- 4.Billions,https://x.com/billions_ntwk
- 5.Stable,<https://x.com/stable>
- 6.RD Technologies,https://x.com/RD_Technologies

EN

CoinW Research Weekly Report (2025.7.28-2025.8.3)

CoinW Research

Key Highlights

- The total global [cryptocurrency market](#) capitalization stands at \$3.77 trillion, down 9.38% from \$4.16 trillion last week. As of publication, the cumulative net inflow of U.S. [spot Bitcoin](#) ETFs is approximately \$54.18 billion, with a net outflow of \$643 million this week. U.S. spot Ethereum ETFs have a cumulative net inflow of about \$9.49 billion, with a net inflow of \$154 million this week.
- The total stablecoin market cap is \$274 billion. Among them, USDT holds a market cap of \$163.9 billion, accounting for 59.81% of the total; followed by [USDC](#) at \$64.2 billion (23.43%); and DAI at \$5.36 billion (1.96%).
- According to DeFiLlama, the total DeFi TVL (Total Value Locked) this week is \$132.9 billion, down 7.19% from \$143.2 billion last week. By public chain share, the top three chains by TVL are: Ethereum (59.17%), Solana (7.14%), and BSC/BNB Chain (5.03%).
- From on-chain data: daily transaction volume showed a slight increase only on Ethereum and Toncoin this week, while other chains generally showed a downward trend. BNB Chain and Sui saw the sharpest drops, down 71.9% and 60.9% respectively from last week. In terms of transaction fees, Toncoin decreased by 70% week-on-week, Sui by 37.5%, while Aptos increased by 40%. Fees on other chains remained relatively stable. For daily active addresses, BNB Chain rose by 25.1%, Sui declined by 20.4%, and others remained relatively steady. As for TVL changes, all chains showed declines except Toncoin, which remained flat. Sui had the most significant drop, down 13.9% from last week.
- New Projects to Watch:

- *Omni Exchange* is a cross-chain decentralized trading platform aiming to break down asset trading barriers between different blockchain networks.
- *Honeypop DEX*, deployed on Scroll, is a decentralized automated market maker (AMM) protocol with full permissionless features. It aims to be the core liquidity hub of the Scroll ecosystem, offering efficient and open trading and liquidity services for users and projects.
- *Breeze* is a yield engine built on Solana, designed to enable rapid integration of native yield features into any mobile application.

Content

Key Highlights

Section I: Market Overview

1. Global Cryptocurrency Market Cap/Bitcoin Market Share
2. Fear Index
3. ETF Inflow/Outflow Data
4. ETH/BTC and ETH/USD Exchange Ratios
5. Decentralized Finance (DeFi)
6. On-Chain Data
7. Stablecoin Market Cap and Issuance

Section II: Hot Money Movements This Week

1. Top 5 Gainers Among VC & Meme Coins
2. New Project Insights

Section III: Industry Updates

1. Major Industry Events This Week
2. Upcoming Major Events Next Week
3. Key Investments Last Week

Reference Links

I: Market Overview

1. Total Market Capitalization and Bitcoin Dominance

Global Cryptocurrency Market Cap: \$3.77 trillion, a 9.38% **decrease** compared to last week's Market Cap.

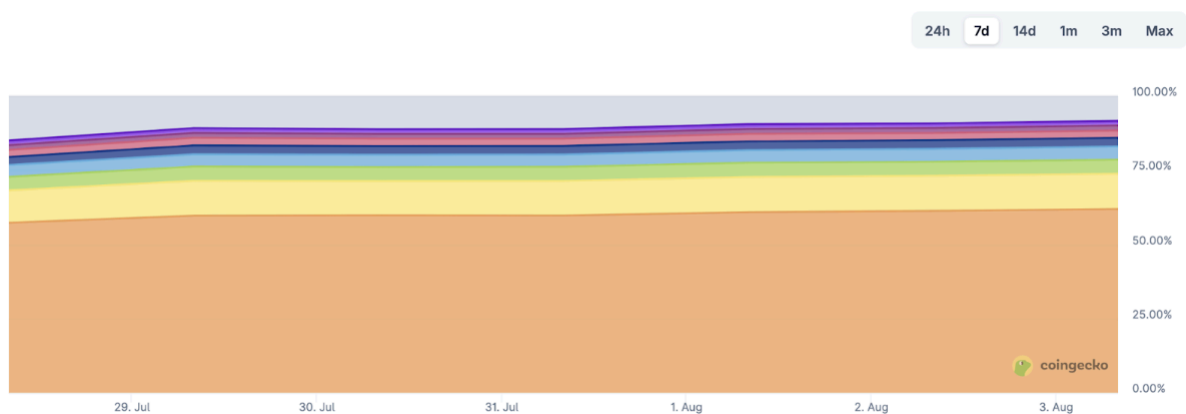


Source : cryptorank

Data as of Aug 3, 2025

Bitcoin Market Cap: \$2.27 trillion, representing 60.02% of the total cryptocurrency market cap.

Stablecoins Market Cap: \$274.0 billion, accounting for 7.26% of the total.

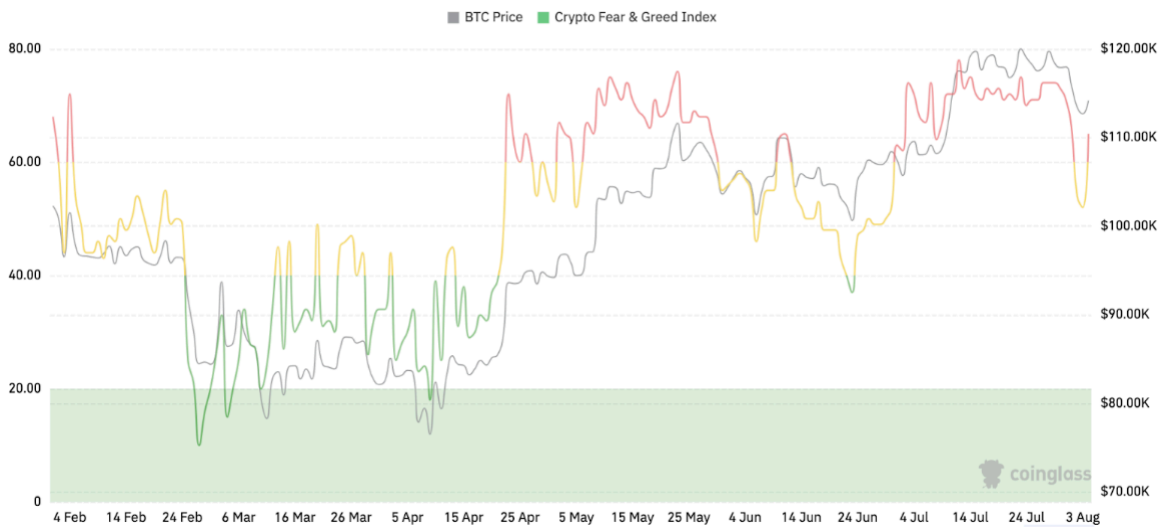


Source : coingeck

Data as of Aug 3, 2025

2. Fear & Greed Index

Current **Crypto Fear & Greed Index**: 65.



Source: coinglass

Data as of Aug 3, 2025

3. ETF Inflows/Outflows

Bitcoin Spot ETFs:

Cumulative net inflows: \$54.18 billion.

Weekly outflows: \$0.643 billion.

Ethereum Spot ETFs:

Cumulative net inflows: \$9.49 billion.

Weekly inflows: \$0.154 billion.



Source : sosovalue

Data as of Aug 3, 2025

4. ETH/BTC and ETH/USD Ratios

ETH/USD:

Current Price: \$3537

All-Time High (ATH): \$4,878 (-27.3% from ATH)

ETH/BTC:

Current Ratio: 0.030841

ATH: 0.1238

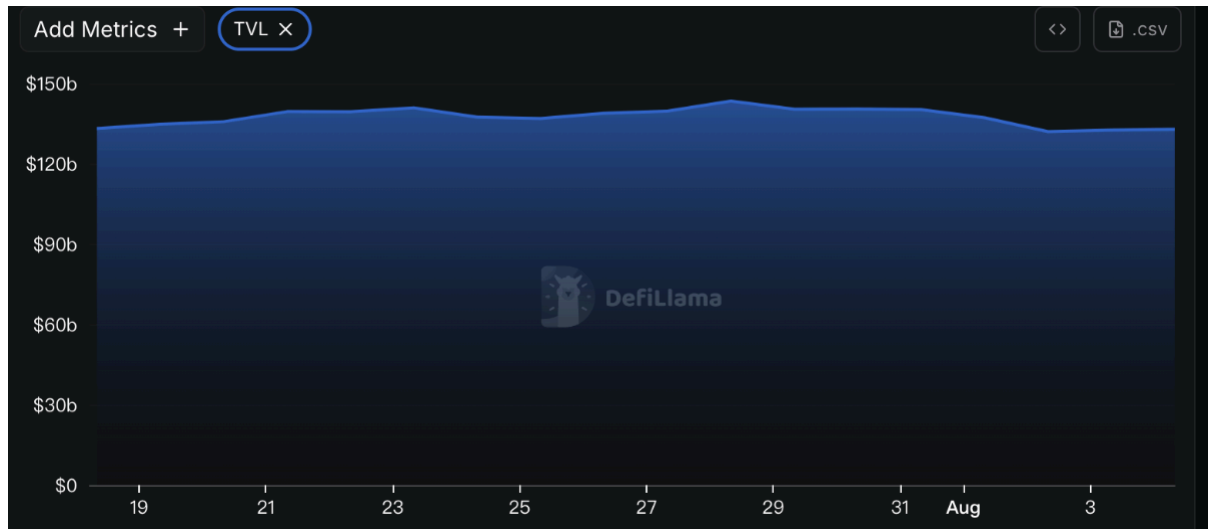
Ethereum Statistics (Last Update: 2 minutes ago)	
Cost of Ethereum PoS Validator	\$113,201.28
Ethereum Circulating Supply	120,709,612
All Time High (ATH)	\$4,878.26
Percentage from ATH	-27.30%
Days since ATH	1,362

Source : ratiogang

Data as of Aug 3, 2025

5. Decentralized Finance (DeFi)

Total Value Locked (TVL): \$132.9 billion, a 7.19% decrease this week.



Source : defillama

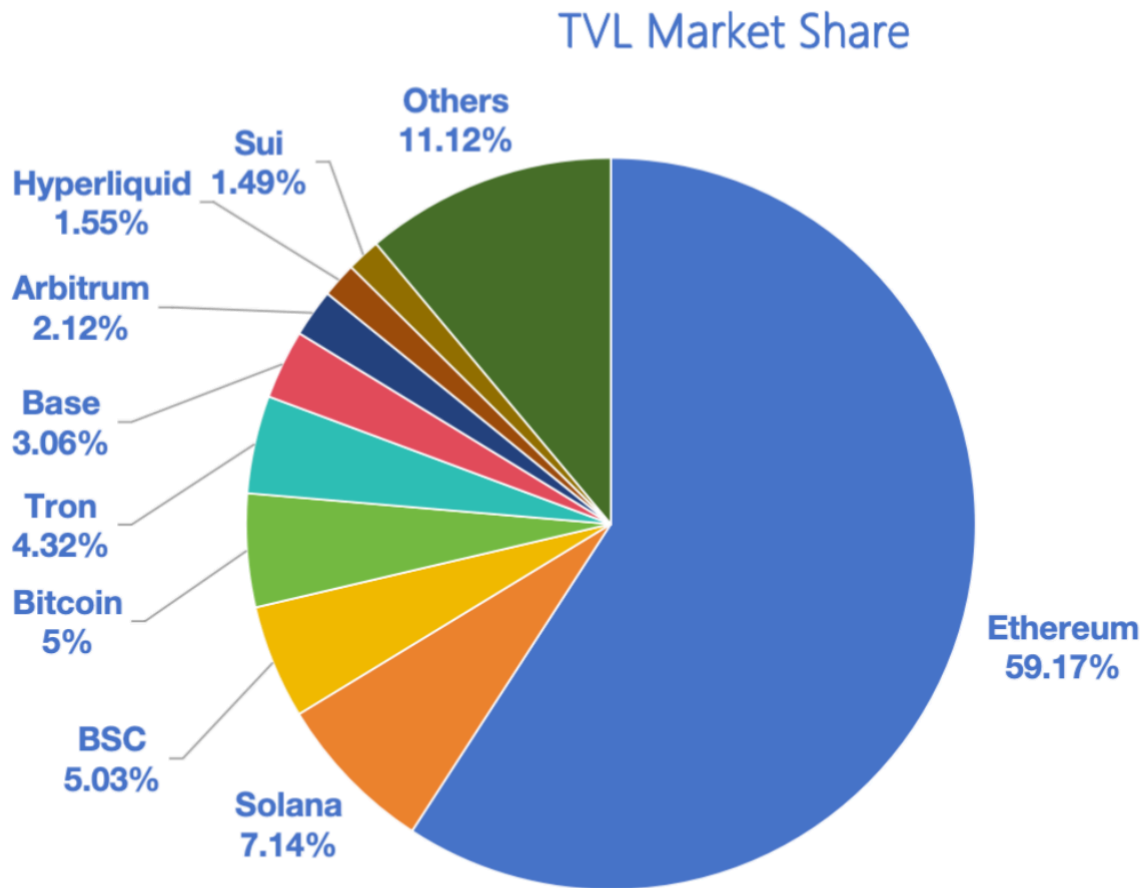
Data as of Aug 3, 2025

Top 3 Chains by TVL:

Ethereum: 59.17%

Solana: 7.14%

Bitcoin: 5.03%



Source: CoinW Research, defillama

Data as of Aug 3, 2025

6. On-Chain Data

Layer 1 Metrics:

Daily trading volume, active addresses, and fees analyzed for major chains: ETH, SOL, BNB, TON, SUI, and APT.

Chains	Gas (US\$)	Daily Trading Volume (US\$B)	Daily Active Addresses	TVL (US\$B)
ETH	0.02	4.11	484,328	78.55
SOL	0.002	1.38	2,210,000	9.51
BNB	0.01	1.42	2,340,000	6.68
TON	0.003	0.09	108,715	0.16
SUI	0.005	0.23	1,150,000	1.98
APT	0.000007	0.14	662,514	0.89

Source: CoinW Research, defillama, Nansen

Data as of Aug 3, 2025

Daily Trading Volume & Transaction Fees:

Daily trading volume and transaction fees are key indicators of a public blockchain's activity level and user experience. This week, except for slight increases on Ethereum and Toncoin, other chains generally showed a downward trend. BNB Chain and Sui experienced the most significant declines in volume, dropping 71.9% and 60.9% respectively compared to last week. In terms of transaction fees, Toncoin saw a 70% decrease, Sui fell by 37.5%, while Aptos rose by 40% week-on-week. Fees on other chains remained relatively stable.

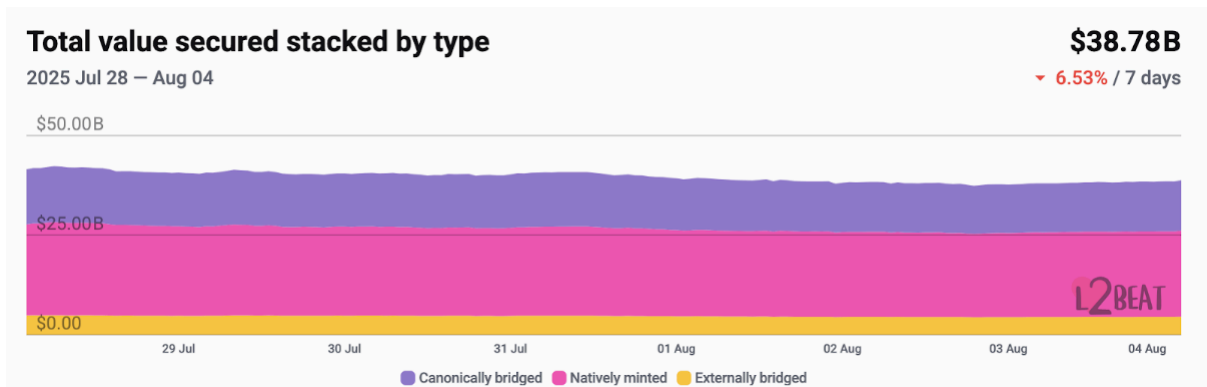
Daily Active Addresses & TVL:

Daily active addresses reflect ecosystem engagement and user stickiness, while TVL (Total Value Locked) indicates the level of user trust in the platform. For daily active addresses, BNB Chain increased by 25.1% compared to last week, Sui dropped by 20.4%, and other chains remained relatively stable. As for TVL, aside

from Toncoin which remained unchanged, all other chains showed a downward trend, with Sui seeing the sharpest decline—down 13.9% from the previous week.

Layer 2 Metrics:

Total TVL: \$38.78 billion, a 6.53% decrease this week.



Source : L2Beat

Data as of Aug 3, 2025

Market share leaders: Base(37%) and Arbitrum (34.6%).

Layer2 Overview ⓘ									
logo	Name	Technology	TVL (\$)	Market Share	Transactions	Bridges	1D Change ⓘ	7d Change ⓘ	
	Base	Optimistic Rollup	5,841,288,630.92	37%	1,705,587	779,545	0.003175%	-13.48%	
	Arbitrum	Optimistic Rollup	5,462,115,422.15	34.6%	1,229,184	209,390	0.03543%	1.902%	
	Optimism	Optimistic Rollup	1,507,928,127.40	9.552%	500,676	314,841	0.02865%	-1.226%	
	Starknet	ZK Rollup	867,608,361.59	5.496%	1,869,779	1,262,690	0.004941%	0.4118%	
	World Chain	Optimistic Rollup	498,713,574.95	3.159%	4,870	2,849	0%	0.7923%	
	Linea	ZK Rollup	410,893,469.75	2.603%	783,162	583,193	0.009298%	0.998%	
	Blast	Optimistic Rollup	188,664,590.39	1.195%	632,288	189,516	0.1941%	-1.022%	
	Scroll	ZK Rollup	183,908,767.04	1.165%	1,108,820	784,085	-0.03469%	2.979%	
	Polygon zkEVM	ZK Rollup	157,006,158.83	0.9946%	269,279	163,397	0.002753%	-2.123%	

Source : footprint

Data as of Aug 3, 2025

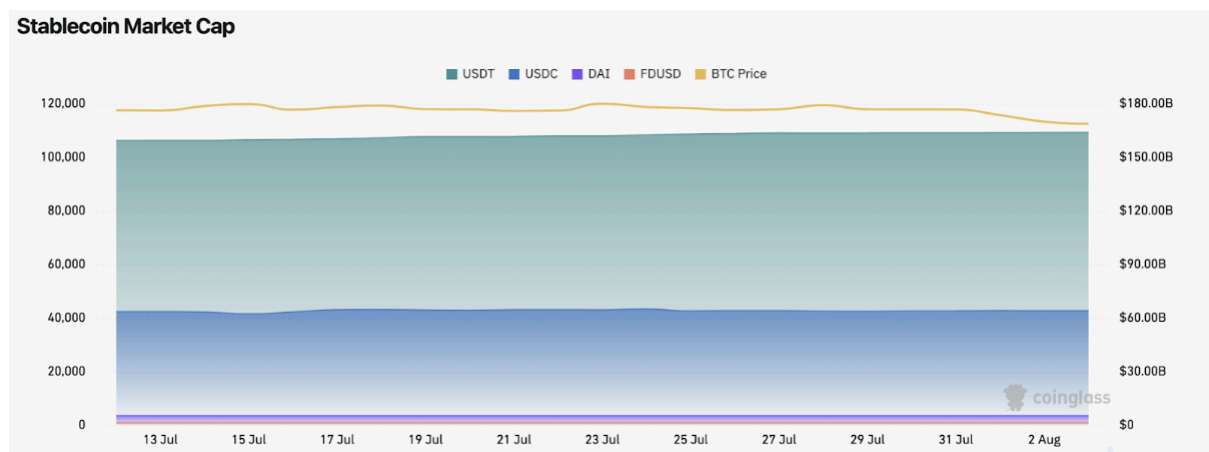
7. Stablecoins Market Cap and Issuance

Stablecoin Market Cap: \$274 billion.

USDT: \$163.9 billion (59.81%)

USDC: \$64.2 billion (23.43%)

DAI: \$5.36 billion (1.96%)



Source : CoinW Research, Coinglass

Data as of Aug 3, 2025

Weekly Stablecoin Issuance:

USDC Treasury: 1.45 billion new USDC issued.

Tether Treasury: 1 billion new USDT issued.

Total issuance this week: 2.45 billion (-28.19% compared to last week).

Transaction Details

Blockchain

Ethereum

Timestamp

2 days 6 hours ago (Fri, 01 Aug 2025 20:06:11 UTC)

Hash

0x421ce162bc0a4f8673b39bae514d7fe5c3f291932155e536bc86c96fd780ebf3

Fee

0.000042 ETH

Mint

Receiver

0x55fe002aeff02f77364de339a1292923a...
USDC Treasury

100,000,000 USDC

99,969,550 USD

Source: Whale Alert

Data as of Aug 3, 2025

II: Hot Money Movements This Week

1. Top 5 Gainers

VC Tokens:

Ticker	Price	Market Cap	Performance
CFX	\$0.21	\$1,078,518,194	13%
PUMP	\$0.003	\$1,049,226,173	10%
IP	\$6.01	\$1,776,731,390	8%
TON	\$3.56	\$8,608,353,336	5%
XDC	\$0.09	\$1,517,894,910	4%

Source: CoinW Research, coinmarketcap

Data as of Aug 3, 2025

Meme Tokens:

Ticker	Price	Market Cap	Performance
MM	\$0.0038	\$29,565,927	184%
TROLL	\$0.091	\$91,201,086	120%
TIBBIR	\$0.137	\$136,889,544	58%
OMIKAMI	\$0.0296	\$28,026,401	53%
AIC	\$0.15	\$113,154,636	40%

Source: CoinW Research, coinmarketcap

Data as of Aug 3, 2025

2. New Project Insights

- Omni Exchange is a cross-chain decentralized trading platform aiming to break down barriers to asset trading across different blockchain networks. Leveraging multi-chain infrastructure, Omni provides the Web3 ecosystem with efficient, secure solutions for decentralized trading and liquidity aggregation, enabling seamless cross-network asset swaps and liquidity sharing.
- Honeypop DEX is a decentralized automated market maker (AMM) protocol deployed on Scroll. Fully permissionless, it aims to become the core liquidity hub within the Scroll ecosystem, offering efficient and open trading and liquidity services for users and projects alike.
- Breeze is a yield engine built on Solana, designed to help any mobile application rapidly integrate native yield functionalities. Developers can add non-custodial, secure, and high-speed yield-sharing mechanisms with just a few lines of code—unlocking new business models without compromising

user experience. Backed by Solana Foundation, Turnkey, and others, Breeze strives to make "yield integration" simple, lightweight, and plug-and-play.

III: Industry Updates

1. Major Industry Events This Week

- Meteora, a liquidity management platform on Solana, launched its points-checking portal, with Season 1 snapshots taken on June 30. Season 2 is currently live, allowing users to earn fees and points by providing liquidity through its LP incentive program.
- Ethereum L2 Linea announced its airdrop details, allocating 9% of the total token supply to users who earned LXP points. Snapshots and Sybil filtering have been completed. Another 10% will reward early contributors, and 1% goes to strategic builders. The eligibility checker will launch soon, outlining thresholds and multipliers. Ecosystem liquidity rewards will be distributed separately from the 75% ecosystem fund (10-year unlock), focused on long-term development. The remaining 12% of tokens will go toward exchange liquidity and other uses. Linea will also unveil its native yield bridge design and TGE schedule.
- Fetch.ai and ICP jointly launched the NextGen Agents Hackathon with a \$300,000 prize pool. Developers are encouraged to build autonomous AI agents on Fetch.ai's ecosystem and connect them to ICP's decentralized infrastructure. Winning teams will qualify directly for the 2025 World Computer Hackathon.
- SIA Nexx, a decentralized AI agent platform, rolled out its multi-agent investment and trading platform. Users on the waitlist can now access a smarter, more efficient AI Agent experience upon verification. Multi-agent

platforms for additional use cases will launch soon. SIA also introduced a points system where users earn rewards by engaging with SIA Agents.

- Ethena added support for [TON](#), offering 20% APY (including 12% base tsUSDe APY + 10% TON APY). Additional APY boosts are available on STON.Fi, Fiva Protocol, Eva Protocol, and Affluent, capped at 10,000 tsUSDe.

2. Upcoming Events Next Week

- dYdX Grants Ltd., a fully-owned subsidiary of dYdX Foundation, has proposed a request for \$8 million in DYDX tokens from the dYdX Chain community treasury to launch and operate a new grant program covering 12–18 months. The goal is to further support developers, researchers, and contributors in the dYdX ecosystem while improving operational efficiency and cost-effectiveness. Following community feedback, the governance proposal went live on-chain on August 4.
- Rice Robotics will launch its RICE token on TokenFi Launchpad on August 5. The project aims to create a decentralized data marketplace for AI robots, enabling data tokenization and DePIN expansion. The presale will raise \$750,000 (10% of the total 1 billion RICE tokens) at a \$7.5 million valuation. Backers include BNB Chain, DWF Labs, and Floki. RICE tokens will be used for data contribution rewards, AI model subscriptions, governance, and deflationary buybacks. Rice's delivery robots have been deployed in SoftBank HQ Tokyo and Japan's 7-Eleven stores. The company previously raised \$7 million in Pre-A funding from Alibaba Entrepreneurs Fund and others.
- Solana Mobile announced that its second smartphone, Seeker, will begin shipping on August 4, 2025. Simultaneously, it will launch a native token, SKR, which will be distributed directly to ecosystem developers and users to incentivize growth and community participation.

3. Notable Investments Last Week

- RD Technologies raised \$40 million in its Series A2 round, backed by investors such as Hongshan and Hivemind Capital. The fintech firm focuses on trusted, stable, and efficient payments, with core products including HKD-backed stablecoin HKDR and the licensed stored-value payment tool RD Wallet. RD aims to empower Web3 economic development in Hong Kong and beyond by integrating digital currency with compliant financial tools. (July 30, 2025)
- Stable raised \$28 million in a seed round with investors including Hack VC, Bitfinex, Castle Island, and Franklin Templeton. Developed by Bitfinex and Tether, Stable is a Layer 1 chain using USDT as native gas, enabling gas-free peer-to-peer transfers. The chain supports smart contracts on stablecoins, native fiat integration, bridge-less cross-chain via USDT0, and a compliance-first framework with priority execution channels—positioning it as stable and efficient infrastructure for Web3. (July 31, 2025)
- Billions raised \$30 million from investors like Coinbase Ventures, Liberty City Ventures, Polychain, and Polygon. Billions Network focuses on digital identity verification, aiming to build a future of trust between humans and AI. Using zero-knowledge proof technology, the platform offers scalable, secure identity systems for both people and machines. It also serves as infrastructure for Sam Altman's crypto project World, emphasizing the central role of verifiable identity in the age of crypto and AI. (July 31, 2025)

Reference Links

1. 1.Breeze,<https://x.com/usebreezebaby>
2. 2.Honeypop,https://x.com/honeypop_app
3. 3.Omni Exchange,https://x.com/Omni_Exchange

4. 4.Billions,https://x.com/billions_ntwk
5. 5.Stable,<https://x.com/stable>
6. 6.RD Technologies,https://x.com/RD_Technologies