


Aillio Technology Co., Ltd

www.aillio.com
support@aillio.com




Greetings everyone,

We recently discovered that there's a step missing in the installation guide. The cooling tray connector has changed from 5-pin to 3-pin:




It's easy to mod the previous 5-pin connector to a 3-pin one: you only need to use a knife or razor to cut off the two unused slots on the connector. Because there are two extra slots, you can practice on the first slot, get a feel for it, and then remove the second slot.

Please make sure you insert the knife at the correct position, leaving a 'wall' for the black wire:



As you cut, it should look like this:



There may be some loose plastic on the side. You can clean it up with the sharp edge, so that it can be fitted into the 3-pin connector.

