

## **Starting a Dropshipping Business: A Step-by-Step Guide**

**Target Audience: Entrepreneurs**

### **Learning Objectives:**


1. List the fundamental steps involved in starting a drop shipping business
2. Describe the key components of managing an e-commerce store for drop shipping


**Seat Time: 4:38 min**

### **Outline:**


- Course Intro
- What is Dropshipping?
- Step 1: Choose a Niche
- Step 2: Market Research
- Step 3: Business Plan
- Step 4: Legal Structure
- Step 5: Supplier Selection
- Step 6: Create an e-commerce store
- Step 7: Product Listing
- Step 8: Pricing Strategy
- Step 9: Payment Processing
- Step 10: Marketing and Promotion
- Step 11: Customer Service
- Step 12: Order Fulfillment
- Step 13: - Monitoring and Optimization
- Step 14: Scale Your Business
- Step 15: Legal Compliance
- Summary


**Module Resources/References:** Canva

Slide [1]/ Menu Title: [Course Intro]			Objective: [#]
Visual / Display:	Slide Text:	Narration / Voiceover:	Animation / Interaction:
	[What is Dropshipping]	"In this tutorial, we'll guide you through the process of starting a profitable dropshipping business"	Visuals will fade in as they enter and exit the page with audio. Call out texts will fade in and out using arrow animation.
Notes:			


Slide [2]/ Menu Title: [What is Dropshipping]			Objective: [#]
Visual / Display:	Slide Text:	Narration / Voiceover:	Animation / Interaction:
	[What is Dropshipping] Starting a Dropshipping Business: A Step-by-Step Guide	"Dropshipping is a retail business model where a seller sells products to customers without holding inventory, instead, the seller orders products from suppliers who directly ship them to the customers."	Graphics will show movement from supplier to shipping to customer. Visuals will fade in as they enter and exit the page with audio. Call out texts will fade in and out using arrow animation.
Notes:			


Slide [3]/ Menu Title: [Step 1: Choose a Niche]			Objective: [#]
Visual / Display:	Slide Text:	Narration / Voiceover:	Animation / Interaction:
	Step 1: Choose a Niche	<i>Choosing a niche is the cornerstone of your dropshipping venture. It involves the meticulous process of selecting a specific</i>	Visuals will fade in as they enter and exit the page with

 <p>Step 1: Choose a Niche</p>		<p><i>market or product category that aligns with both your personal interests and extensive research into its potential. This decision shapes the entire direction of your business and impacts its long-term success. Your personal interest in the niche will not only fuel your passion and motivation but also enable you to have a deeper understanding of the products and preferences within that market.</i></p>	<p>audio. Call out texts will fade in and out using arrow animation.</p>
<b>Notes:</b>			

Slide [4]/ Menu Title: <i>[Step 2: Market Research]</i>		Objective: [#]	
Visual / Display:	Slide Text:	Narration / Voiceover:	Animation / Interaction:
 <p>Step 2: Market Research</p>	<p>Step 2: Market Research</p>	<p><i>Market research is the compass that guides your dropshipping business toward success. It's a multifaceted process that entails a thorough examination of your niche, target audience, competitors, and the ever-evolving industry trends</i></p>	<p>Visuals will fade in as they enter and exit the page with audio. Call out texts will fade in and out using arrow animation.</p>
<b>Notes:</b>			


Slide [5]/ Menu Title: <i>[Step 3: Business Plan]</i>		Objective: [#]	
Visual / Display:	Slide Text:	Narration / Voiceover:	Animation / Interaction:
	<p>Step 3: Business Plan</p>	<p><i>A meticulously crafted business plan is the compass that ensures your dropshipping venture stays on course. It</i></p>	<p>Visuals will fade in as they enter and exit the page with</p>

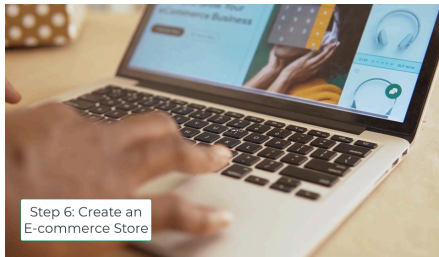
 <p>Step 3: Business Plan</p>		<i>embodies your vision, strategies, and financial aspirations, serving as a blueprint for your business's success.</i>	audio. Call out texts will fade in and out using arrow animation.
<b>Notes:</b>			

Slide [6]/ Menu Title: <i>[Step4: Legal Structure]</i>		Objective: [#]	
Visual / Display:	Slide Text:	Narration / Voiceover:	Animation / Interaction:
 <p>Step 4: Legal Structure</p>	Step 4: Legal Structure	<i>Choosing the right legal structure, registering your business, and obtaining necessary permits are critical steps that set the legal foundation for your dropshipping enterprise.</i>	Visuals will fade in as they enter and exit the page with audio. Call out texts will fade in and out using arrow animation.
<b>Notes:</b>			


Slide [7]/ Menu Title: <i>[Step 5: Supplier Selection]</i>		Objective: [#]	
Visual / Display:	Slide Text:	Narration / Voiceover:	Animation / Interaction:
	Step 5: Supplier Selection	Finding dependable suppliers is a pivotal aspect of running a successful dropshipping business. These suppliers form the backbone of your operation, enabling you to consistently provide	Visuals will fade in as they enter and exit the page with audio. Call out texts will fade in and out using arrow animation.




 <p>Step 5: Supplier Selection</p>		<p>high-quality products and reliable shipping to your customers.</p>	
<b>Notes:</b>			


Slide [8]/ Menu Title: <i>[Step 6: Create an e-commerce store]</i>		Objective: [#]	
Visual / Display:	Slide Text:	Narration / Voiceover:	Animation / Interaction:
 <p>Step 6: Create an E-commerce Store</p>	<p>Step 6: Create an e-commerce store</p>	<p>Setting up an online store is a pivotal step in establishing a thriving dropshipping business, and the choice of e-commerce platform plays a crucial role in shaping your online presence and operational efficiency.</p>	<p>Visuals will fade in as they enter and exit the page with audio. Call out texts will fade in and out using arrow animation.</p>
<b>Notes:</b>			


Slide [9]/ Menu Title: <i>[Step 7: Product Listings ]</i>		Objective: [#]	
Visual / Display:	Slide Text:	Narration / Voiceover:	Animation / Interaction:
	<p>Step 7: Product Listings</p>	<p><i>By populating your store with carefully chosen products, optimizing their descriptions, and categorizing them effectively, you enhance the overall shopping experience for your customers.</i></p>	<p>Visuals will fade in as they enter and exit the page with audio. Call out texts will fade in and out using arrow animation.</p>

			
<b>Notes:</b>			


Slide 10]/ Menu Title: <i>[Step 8: Pricing Strategy]</i>			Objective: [#]
Visual / Display:	Slide Text:	Narration / Voiceover:	Animation / Interaction:
	Step 8: Pricing Strategy	Determining your pricing strategy requires a delicate balance between covering costs, maintaining competitive pricing, and generating profit.	Visuals will fade in as they enter and exit the page with audio. Call out texts will fade in and out using arrow animation.
<b>Notes:</b>			


Slide [11]/ Menu Title: <i>[Step 9: Payment Processing]</i>			Objective: [#]
Visual / Display:	Slide Text:	Narration / Voiceover:	Animation / Interaction:
	Step 9: Payment Processing	<i>Setting up secure and user-friendly payment processing systems is a pivotal step in enhancing customer trust, facilitating smooth transactions, and</i>	Visuals will fade in as they enter and exit the page with audio. Call out texts will fade in and out using arrow animation.

		<p><i>ultimately driving the success of your dropshipping business.</i></p>	
<b>Notes:</b>			


Slide [12]/ Menu Title: <i>[Step 10: Marketing and Promotion]</i>		Objective: [#]	
Visual / Display:	Slide Text:	Narration / Voiceover:	Animation / Interaction:
	<p>Step 10: Marketing and Promotion</p>	<p><i>Developing a well-rounded marketing plan that combines SEO, social media, email marketing, and paid advertising is essential for maximizing your dropshipping business's online presence and revenue potential.</i></p>	<p>Visuals will fade in as they enter and exit the page with audio. Call out texts will fade in and out using arrow animation.</p>
<b>Notes:</b>			


Slide [13]/ Menu Title: <i>[Step 11: Customer Service ]</i>		Objective: [#]	
Visual / Display:	Slide Text:	Narration / Voiceover:	Animation / Interaction:
	<p>Step 11: Customer Service</p>	<p><i>Providing excellent customer service plays a pivotal role in building trust, fostering customer loyalty, and will contribute to your long-term success.</i></p>	<p>Visuals will fade in as they enter and exit the page with audio. Call out texts will fade in and out using arrow animation.</p>

			
<b>Notes:</b>			


Slide [14]/ Menu Title: <i>[Step 12: Order Fulfillment]</i>			Objective: [#]
Visual / Display:	Slide Text:	Narration / Voiceover:	Animation / Interaction:
	Step 12: Order Fulfillment	<i>Forwarding order details to suppliers is the linchpin of efficient order fulfillment in a dropshipping operation. This process not only optimizes the customer experience by ensuring accurate and timely deliveries but also enhances inventory management and minimizes operational hiccups.</i>	Visuals will fade in as they enter and exit the page with audio. Call out texts will fade in and out using arrow animation.
<b>Notes:</b>			


Slide [15]/ Menu Title: <i>[Step 13: Monitoring and Optimization]</i>			Objective: [#]
Visual / Display:	Slide Text:	Narration / Voiceover:	Animation / Interaction:
	Step 13: Monitoring and Optimization	<i>Continuously monitoring and optimizing your dropshipping business based on performance data is a dynamic and ongoing process that can significantly</i>	Visuals will fade in as they enter and exit the page with audio. Call out texts will fade in and out using arrow animation.

 <p>Step 13: Monitoring and Optimization</p>		<p><i>contribute to your business's long-term success and growth</i></p>	
<b>Notes:</b>			

Slide [16]/ Menu Title: <i>[Step 14: Scale Your Business]</i>			Objective: [#]
Visual / Display:	Slide Text:	Narration / Voiceover:	Animation / Interaction:
 <p>Step 14: Scale Your Business</p>	<p>Step 14: Scale Your Business</p>	<p><i>As your dropshipping business experiences growth, it's crucial to contemplate scaling your efforts and expanding your product offerings.</i></p>	<p>Visuals will fade in as they enter and exit the page with audio. Call out texts will fade in and out using arrow animation.</p>
<b>Notes:</b>			

Slide [17]/ Menu Title: <i>[Step 15: Legal Compliance ]</i>			Objective: [#]
Visual / Display:	Slide Text:	Narration / Voiceover:	Animation / Interaction:
	<p>Step 15: Legal Compliance</p>	<p><i>Ensuring legal compliance with tax and consumer protection laws is an essential aspect of managing a responsible and sustainable dropshipping business..</i></p>	<p>Visuals will fade in as they enter and exit the page with audio. Call out texts will fade in and out using arrow animation.</p>

			
Notes:			

Slide [18]/ Menu Title: [Summary]			Objective: [#]
Visual / Display:	Slide Text:	Narration / Voiceover:	Animation / Interaction:
	Summary	<i>In this comprehensive dropshipping tutorial, you've learned the essential steps to start and succeed in the world of e-commerce and can describe the key components of managing an e-commerce store for drop shipping. By diligently following these steps, you can pave the way for your dropshipping business to achieve remarkable success.</i>	Visuals will fade in as they enter and exit the page with audio. Call out texts will fade in and out using arrow animation.
Notes:			

Slide [19]/ Menu Title: [Congratulations]			Objective: [#]
Visual / Display:	Slide Text:	Narration / Voiceover:	Animation / Interaction:
		<i>Music will play as video ends.</i>	Visuals will fade in as they enter and exit the page with



audio. Call out texts will fade in and out using arrow animation. Audio will fade in and out with slide.

**Notes:**