



Economics

Learning Target: What: **goods** and **services**
Why: so I know how to **save** or **spend** my **money**.



Engage

First...	Then complete these activities.
<p>Remember learning about community helpers in kindergarten and at the beginning of this year? Now watch this video to learn about how goods and services connect with community helpers.. Click here.</p> <p>Username: empireelem Password: pop1</p>	<p>A <u>good</u> is</p> <div></div> <p>A <u>service</u> is</p> <div></div>












Explore

First...	Then complete these activities.
Complete this Sort. Go back to Google Classroom and open up you Google Slide.	<p>Put 2 more goods and 2 more services that YOU can think of in a thinking map? You can put words or pictures. Choose your thinking map: circle map tree map</p> <p>Put an X in the box if you need help. Then move to the next activity.</p> <div></div>
Read this story with a partner. Click here.	<p>Name two services the family needed after the storm. Box and highlight your evidence.</p> <div></div> <p>Name two goods the family needed after the storm. Box and highlight your evidence.</p> <div></div> <p>Put an X in the box if you need help. Then move to the next activity.</p> <div></div>



Apply

First...			Then complete these activities.
Click on the pictures below if you need to see what these <u>services</u> are:			--Get a book: <u>Services in My Town</u> from the middle of the table.
			--Write on each page about what <u>goods</u> and <u>services</u> would be provided at each place. Click back on the pictures if you need ideas.
Hair dresser Barbar 	Post Office 	Hospital 	
Bank 	Firestation 	Police Station 	
School 	City Bus 	Park 	



Share

First...

Take your book to a partner.

Then complete these activities.

--First sit with a partner and take turns reading your book on [Flipgrid](#).
 --Then have your partner tell you one celebration on a new [Flipgrid](#).
 --Next have your partner tell you one fix it also on a new [Flipgrid](#).
 --Watch your partner's videos.
 --Go back to your book and make any fixes you need before moving on.



Reflect and Extend

You have learned a lot about goods and services. Now it is time for you to be a community helper. You can use your book and any above videos to help you or come up with your own idea of a community helper. Choose a tool to help explain what service YOU would like to provide for your town. Also, what goods would YOU need to do your job? Be creative and be ready to share it with the class.



Google Drawings



Flipgrid

[Service](#)
[Goods](#)