



PowerSchool Parent and Scholar Access

[Parent Portal](#)

[Create a Parent Account](#)

[Student Portal](#)

[Mobile App](#)

Parent Portal

The Parent portal can be accessed from the following link.

<https://goodwin.powerschool.com/public/pw.html>



Parent Sign In

Sign In

Create Account

Select Language

English



Username

Password

[Forgot Username or Password?](#)

Sign In

Student Sign In

Students - Click the button to sign in. You will be redirected to the Student sign in page.

Student Sign In

Helpful instructions to log in are available [here](#).

If you have any technical issues, please email powerschoolteam@goodwinmagnetsystem.org

Copyright © 2005-2025 PowerSchool Group LLC and/or its affiliate(s). All rights reserved.

All trademarks are either owned or licensed by PowerSchool Group LLC and/or its affiliates.

[Privacy Policy](#)

To access your scholar's data, enter your username and password.

If you can't remember your username or password click on "Forgot Username or Password"

Student Portal

The new Goodwin University Magnet School implementation of PowerSchool uses SSO (Single Sign-On). Scholars can access PowerSchool using your Google account provided by Goodwin University Magnet School (@student.goodwinmagnetsystem.org). This allows you to gain access to PowerSchool without having to enter your username and password every time you log in.

The Student portal can be accessed from the following link.

<https://goodwin.powerschool.com/guardian/home.html? userTypeHint=student>

If you see this portal, DO NOT enter a username and password, click on the **Student Sign In** button on the bottom right.



PowerSchool SIS

Parent Sign In

[Sign In](#) [Create Account](#)

Username

Password

[Forgot Username or Password?](#)

[Sign In](#)

Student Sign In


Students - Click the button to sign in. You will be redirected to the Student sign in page.

[Student Sign In](#)

Copyright © 2005-2023 PowerSchool Group LLC and/or its affiliate(s). All rights reserved.
All trademarks are either owned or licensed by PowerSchool Group LLC and/or its affiliates.
[Privacy Policy](#)

If you are signed in to Chrome or a Chromebook with your student account already, you should see PowerSchool.

If you see this screen, enter your Google account email. It should end in @student.goodwinmagnetsystem.org

 Sign in with Google

Sign in

to continue to **PowerSchool**

[Forgot email?](#)

To continue, Google will share your name, email address, language preference, and profile picture with PowerSchool.

[Create account](#)

Next

English (United States)




[Help](#)


[Privacy](#)

[Terms](#)

Enter you Google Account password

 Sign in with Google

Welcome

 student@student.goodwinmagnetsystem.org

☐ Show password

To continue, Google will share your name, email address, language preference, and profile picture with PowerSchool.

[Forgot password?](#)

Next


English (United States) ▼

HelpPrivacyTerms

If a student is logged in to Chrome with their Google account provided by Goodwin University Magnet School (@student.goodwinmagnetsystem.org) and they get an error message please contact Kevin Skrodzki



Single Sign-On

 Your Google or Microsoft account could not be mapped to an existing PowerSchool SIS account.

Contact your user administration organization for more information.

Copyright © 2005-2023 PowerSchool Group LLC and/or its affiliate(s). All rights reserved.

All trademarks are either owned or licensed by PowerSchool Group LLC and/or its affiliates.

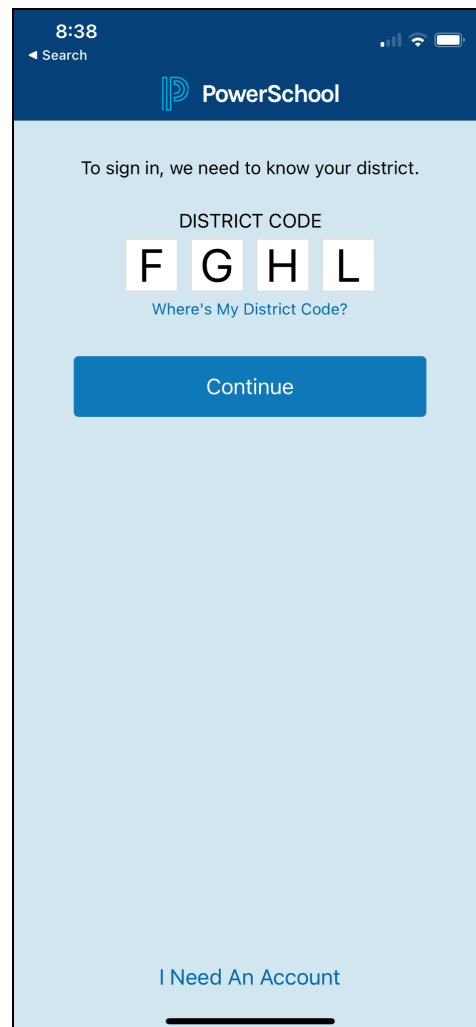
[PowerSchool.com](https://www.powerschool.com)

Mobile App

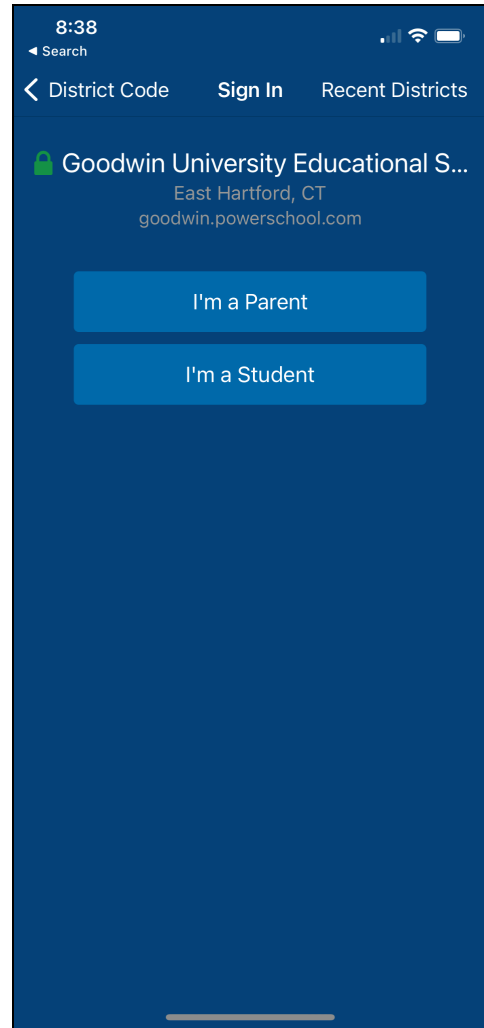
The PowerSchool Mobile App is available for iPhone and Android phone. You must already have an account to use the Mobile App. If you do not already have an account, please create one using the web browser instructions above.



1. Open the PowerSchool Mobile App and enter District Code **FGHL**



2. Select which portal you want to sign in to.

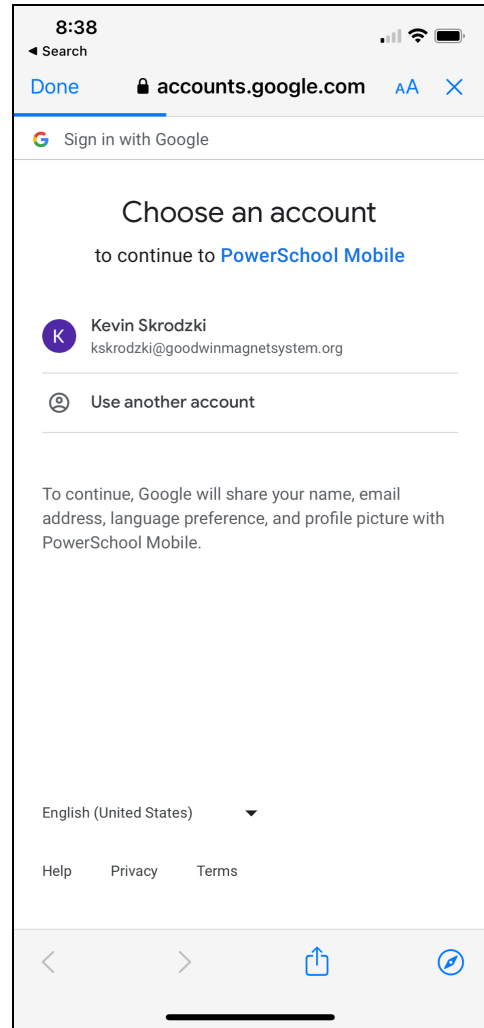


3. Parent Portal enter your username and password.

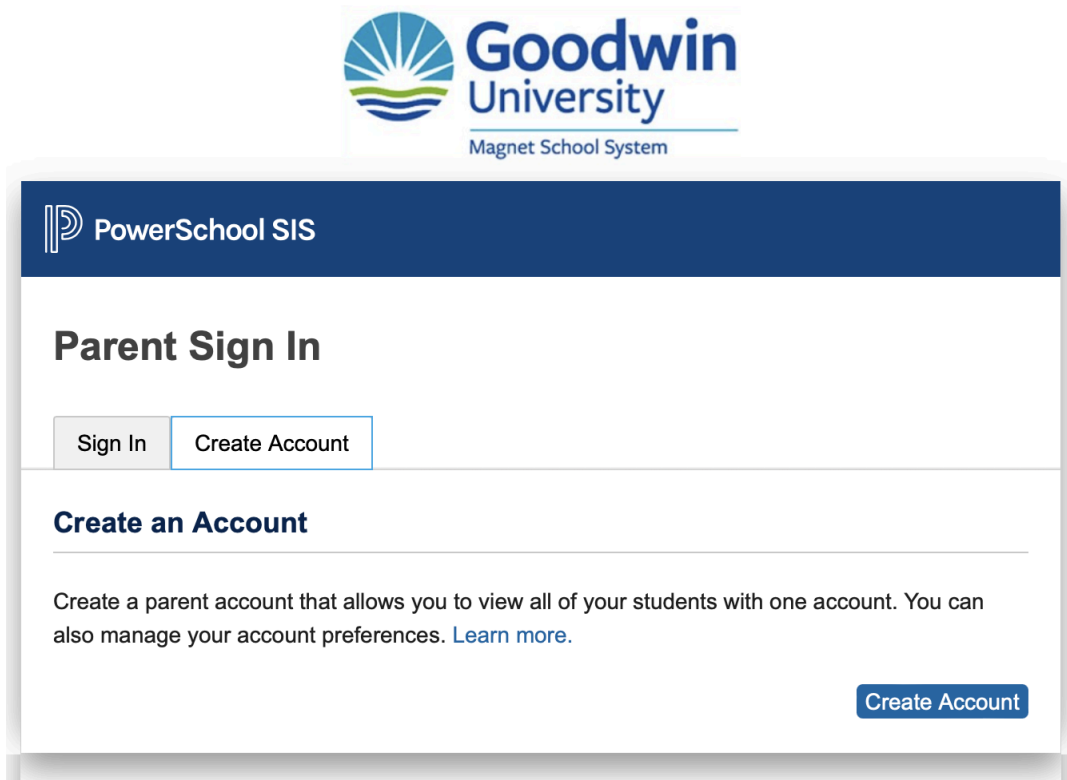
The screenshot shows a mobile application interface for the Goodwin University Educational Services Parent Portal. At the top, the status bar displays the time 8:38 and signal strength. Below the status bar is a navigation bar with a search icon and the text "Search". The main header area includes a back arrow, "District Code", "Sign In", and "Recent Districts". The school name "Goodwin University Educational S..." is displayed, along with the location "East Hartford, CT" and the website "goodwin.powerschool.com". Below this is a section titled "PARENT ACCOUNT" with input fields for "Username" and "Password". A link "Forgot Username or Password?" is visible. Two buttons are present: "I'm a Parent" and "I'm a Student". A virtual keyboard is shown at the bottom of the screen.

8:38
Search
District Code Sign In Recent Districts
Goodwin University Educational S...
East Hartford, CT
goodwin.powerschool.com
PARENT ACCOUNT
Username
Password
Forgot Username or Password?
I'm a Parent
I'm a Student
q w e r t y u i o p
a s d f g h j k l
z x c v b n m
123 space next
next

4. Student Portal sign into your @student.goodwinmagnetsystem.org account



Create a Parent Account



The screenshot shows the Goodwin University Magnet School System logo at the top. Below it is a dark blue header with the PowerSchool SIS logo. The main content area is titled "Parent Sign In" and contains two tabs: "Sign In" and "Create Account". The "Create Account" tab is selected. Below the tabs, the section is titled "Create an Account". The text reads: "Create a parent account that allows you to view all of your students with one account. You can also manage your account preferences. [Learn more.](#)". At the bottom right of this section is a blue button labeled "Create Account".

If you do not have an account, click on the **Create Account** tab. Then click the Create Account button.

Fill out the information on the first section to create your account.
Enter the information for each scholar you want to be able to access.

NOTE: The Access ID and Access Password for each scholar must be obtained from the scholar's school.

NOTE: You must link at least one scholar to create an account. Additional scholars can also be added after you create the account.

Create Parent Account

Parent Account Details

First Name	<input type="text"/>
Last Name	<input type="text"/>
Email	<input type="text"/>
Re-enter Email	<input type="text"/>
Desired Username	<input type="text"/>
Password	<input type="password"/>
Re-enter Password	<input type="password"/>

Password must:	•Be at least 8 characters long	•Contain at least one uppercase and one lowercase letter	•Contain at least one letter and one number	•Contain at least one special character	•Not be a well known password
----------------	--------------------------------	--	---	---	-------------------------------

Link Students to Account

Enter the Access ID and Access Password for each student you wish to add to your Parent Account

1

Student Name	<input type="text"/>
Access ID	<input type="text"/>
Access Password	<input type="password"/>

2