





LANGUAGE ARTS DAILY AGENDA



MONDAY, JANUARY 23, 2023

	Learning From Home Agenda: <ol style="list-style-type: none"> 1. Check in with your Anchor group - What can you do for your anchor while you're at home? 2. Read your independent reader - 20-30 minutes 3. Complete your Daily Notebook Entry - see agenda below 	Resources Needed: Spiral notebook Independent reader
---	---	---



MORNING CLASS

1		CHAIR CHATS	<ul style="list-style-type: none"> • 1st Hour = Connor & Keaton • 2nd Hour = Grace, Mackenzie, & Sarah • 3rd Hour = Sidney & Emma 	<ul style="list-style-type: none"> • Chair Chat protocol
2		IN-CLASS READING	<ul style="list-style-type: none"> • Access our class novel, Hollow Fires • Read for the provided reading time 	<ul style="list-style-type: none"> • <i>Hollow Fires</i> novel • Notebook
3		DAILY NOTEBOOK ENTRY	<ol style="list-style-type: none"> 1. Access your "Notes" section of your Writer's Notebook 2. Complete the Daily Notebook Entry on the third expert video <p>*If you were in the interview group, please make your entry related to our timeline. See directions below.</p>	<ul style="list-style-type: none"> • Expert videos from last week • Notebook



AFTERNOON CLASS

1		ANCHOR ACTIVITIES	<ol style="list-style-type: none"> 1. Meet with your anchor team 2. Review the workshop goals listed below 3. Continue to work on your anchor goals 	<ul style="list-style-type: none"> • Anchor groups • Anchor #1 • Anchor #2 • Anchor #3
2		IN-CLASS READING	<ol style="list-style-type: none"> 1. Access our class novel, Hollow Fires 2. Read for the provided reading time 	<ul style="list-style-type: none"> • <i>Hollow Fires</i> novel • Notebook
DUE DATES		<ul style="list-style-type: none"> • Daily Notebook Entry Jan. 23rd • Freshman schedules due tomorrow Jan. 24th 		

Daily Notebook Entry - Monday, Jan. 23rd

1	 Notebook Tweet	Using 1-2 sentences, capture what you read today in <i>Hollow Fires</i> . Use the questions below to help formulate your sentences. <ul style="list-style-type: none"> • What stands out to you? • What do you notice? • What specific questions do you have at this point?
2	 Interview Interaction	Go to the class website and locate this week's resource page. Scrolling toward the bottom, you'll see the collection of videos our interview team recorded for us this week. Choose 1 video to watch for about 10-15 minutes. Create a short 3-2-1 response for your notebook entry. <ul style="list-style-type: none"> • 3 = Big ideas from the interview • 2 = connections to the book - What does this connect to? What does it remind you of? • 1 = question you're still thinking about after watching this interview

Daily Notebook Entry - Monday, Jan. 23rd *IF you were in the interview team last week

1	 Notebook Tweet	Using 1-2 sentences, capture what you read today in <i>Hollow Fires</i> . Use the questions below to help formulate your sentences. <ul style="list-style-type: none">• What stands out to you?• What do you notice?• What specific questions do you have at this point?								
2	 Timeline Construction	Create a small t-chart in your notebook. On one side, write the date and on the other side, provide bullet points as to what happened that day. From what you've already read, choose 3 dates to note in your t-chart. This will help us build our in-class timeline together later in the week.								
		<table><thead><tr><th>Date</th><th>What Happened</th></tr></thead><tbody><tr><td>June 1, 2023</td><td><ul style="list-style-type: none">• Safiya recalls seeing a dead body (Jawad at age 14)• Truth, facts, and lies are tricky to understand at times</td></tr><tr><td>Jan. 18, 2022</td><td><ul style="list-style-type: none">• Event• Event</td></tr><tr><td>Jan. 3, 2022</td><td><ul style="list-style-type: none">• Event• Event</td></tr></tbody></table>	Date	What Happened	June 1, 2023	<ul style="list-style-type: none">• Safiya recalls seeing a dead body (Jawad at age 14)• Truth, facts, and lies are tricky to understand at times	Jan. 18, 2022	<ul style="list-style-type: none">• Event• Event	Jan. 3, 2022	<ul style="list-style-type: none">• Event• Event
		Date	What Happened							
June 1, 2023	<ul style="list-style-type: none">• Safiya recalls seeing a dead body (Jawad at age 14)• Truth, facts, and lies are tricky to understand at times									
Jan. 18, 2022	<ul style="list-style-type: none">• Event• Event									
Jan. 3, 2022	<ul style="list-style-type: none">• Event• Event									

Anchor Workshop - Monday, Jan. 23rd

Anchor #1 The Detournement	Anchor #2 The Interview	Anchor #3 The Research and Op-Ed
1. Meet with your team to review the work you've done already - who is doing what and what has been completed	1. Meet with your team to review the work you've done already - who is doing what and what has been completed	1. Meet with your team to review the work you've done already - who is doing what and what has been completed
2. Use the sketch (or prototype) that your team liked the best to move forward in your designs. This is a good time to use photoshop or other tools to help professionalize your work.	2. Test equipment. Read the directions and use a recording device to make sure you understand technology (**if you didn't do this yesterday)	2. Complete your outline and draft (**if you didn't do this last week)
3. Share your work with Mrs. Bonner. Conference about your concept and make revisions according to feedback	3. Meet with Mrs. Bonner to review your progress and sharpen the quality of your questions.	3. Share your draft with Mrs. Bonner or a peer and conference with feedback. Take notes on your feedback as needed
4. Begin constructing your final product (see anchor directions). Your final products will be due by the end of the day Tuesday.	4. Read the directions for AFTER your interview - this will be something you will need to do before starting your next anchor activity	4. Begin making changes to your writing and constructing your final draft. Your final drafts will be due by the end of the day Tuesday.

