





<b>Lesson Topic : Planning our songs</b>	
<b>Year Group : 3/4</b>	
<b>Learning Outcome</b>	<ul style="list-style-type: none"> <li>We are learning to brainstorm ideas. We are learning to write a creative and catchy song.</li> </ul>
<b>Links with the <a href="#">New Zealand Curriculum</a></b>  	<p><b>English Level 2:</b></p> <p><b>Speaking, writing, and presenting</b></p> <p><b>Processes and strategies</b></p> <p><b>Select and use sources of information, processes, and strategies with some confidence to identify, form, and express ideas.</b></p> <ul style="list-style-type: none"> <li>-shows some understanding of the connections between oral, written, and visual language when creating texts.</li> <li>-creates texts by using meaning, structure, visual and grapho-phonetic sources of information, and processing strategies with growing confidence.</li> <li>-seeks feedback and makes changes to texts to improve clarity and meaning.</li> </ul> <p><b>Language features</b></p> <p><b>Use language features appropriately, showing some understanding of their effects.</b></p> <ul style="list-style-type: none"> <li>-uses a large and increasing bank of high-frequency, topic-specific, and personal-content words to create meaning</li> <li>-spells most high-frequency words correctly and shows growing knowledge of common spelling patterns</li> <li>-uses a range of strategies to self-monitor and self-correct spelling</li> </ul> <p><b>Level 2 The Arts Music:</b></p> <p><b>Developing ideas</b></p> <ul style="list-style-type: none"> <li>-Improvise, explore, and express musical ideas, drawing on personal experience, listening, and imagination.</li> <li>-Explore ways to represent sound and musical ideas.</li> </ul>
<b><a href="#">Key Competencies</a></b>	<ul style="list-style-type: none"> <li><b>Thinking</b> - Children will be thinking carefully about our songs of the day and their parts. They will consider what makes our class special and develop a brainstorm of ideas.</li> <li><b>Using language, symbols and texts</b>- Children will develop knowledge of language used to make songs interesting.</li> </ul>

	<ul style="list-style-type: none"> <li>• <b>Managing self-</b> Children will manage their time and support each other to make a creative and thoughtful song.</li> <li>• <b>Relating to others-</b>Children will notice that even with the same topic all our songs are unique reflecting our different feelings and ideas or shared feelings and ideas in different ways.</li> <li>• <b>Participating and contributing-</b> Everyone will ask a question and engage with each other throughout the song writing process.</li> </ul>						
<p><b>Prior knowledge</b></p> 	<p>Room 23 has been listening to a song each day and discussing it in some detail. We talk about the lyrics and instruments as well as the feelings they invoke. This has built a love of music and all the children enjoy singing. On the day of this lesson our song was <a href="#">Peke</a>, a song written and performed by children, which led nicely into the creation of our own songs.</p>						
<p><b>Lesson Sequence</b></p> 	<table border="1" style="width: 100%; border-collapse: collapse;"> <thead> <tr> <th data-bbox="343 768 917 981" style="text-align: left; padding: 5px;"> <b>Session Outline</b>  This session focuses on building knowledge of what makes a good song and connecting that through reading and writing to our songs of the day. It has a second part that looks at ideas development and children working together to create a listen of feelings, actions and messages central to our class. </th><th data-bbox="917 768 1497 981"></th></tr> <tr> <th data-bbox="343 981 917 1048" style="text-align: left; padding: 5px;">Learner Activity</th><th data-bbox="917 981 1497 1048" style="text-align: left; padding: 5px;">Teacher Activity</th></tr> </thead> <tbody> <tr> <td data-bbox="343 1048 917 2016" style="vertical-align: top; padding: 5px;"> <p>Learn: Discuss the songs they love. Singing along to the parts that stand out to them.</p> <p>Children make note of the different parts of the songs in their groups and discuss these.</p> <p>They think about how important the chorus is to their songs.</p> <p>Listen to the songs created by the now year 8s at our school and discuss what we like about them.</p> </td><td data-bbox="917 1048 1497 2016" style="vertical-align: top; padding: 5px;"> <p>Before lesson:</p> <ul style="list-style-type: none"> <li>• Prepare songs of the day</li> <li>• Prepare Jamboard</li> </ul> <p>During lesson:</p> <ul style="list-style-type: none"> <li>• Discuss The focus of the lesson- We are learning to write catchy songs.</li> <li>• What are some catchy songs?</li> <li>• Part of a song discusses and introduces actions to help them connect with these.</li> <li>• Make connections between writing and singing.</li> <li>• Watch the video to re-enforce these main ideas.</li> </ul> <p>Questions:</p> <ul style="list-style-type: none"> <li>• What opening lines hook us in?</li> <li>• What do we notice about the chorus?</li> <li>• What words stand out?</li> </ul> <p>Discuss about our class: Now that we know the parts of songs. What do we want to share about our class? How do we feel in our class? What do we do in our class? What is our story?</p> </td></tr> </tbody> </table>	<b>Session Outline</b> This session focuses on building knowledge of what makes a good song and connecting that through reading and writing to our songs of the day. It has a second part that looks at ideas development and children working together to create a listen of feelings, actions and messages central to our class.		Learner Activity	Teacher Activity	<p>Learn: Discuss the songs they love. Singing along to the parts that stand out to them.</p> <p>Children make note of the different parts of the songs in their groups and discuss these.</p> <p>They think about how important the chorus is to their songs.</p> <p>Listen to the songs created by the now year 8s at our school and discuss what we like about them.</p>	<p>Before lesson:</p> <ul style="list-style-type: none"> <li>• Prepare songs of the day</li> <li>• Prepare Jamboard</li> </ul> <p>During lesson:</p> <ul style="list-style-type: none"> <li>• Discuss The focus of the lesson- We are learning to write catchy songs.</li> <li>• What are some catchy songs?</li> <li>• Part of a song discusses and introduces actions to help them connect with these.</li> <li>• Make connections between writing and singing.</li> <li>• Watch the video to re-enforce these main ideas.</li> </ul> <p>Questions:</p> <ul style="list-style-type: none"> <li>• What opening lines hook us in?</li> <li>• What do we notice about the chorus?</li> <li>• What words stand out?</li> </ul> <p>Discuss about our class: Now that we know the parts of songs. What do we want to share about our class? How do we feel in our class? What do we do in our class? What is our story?</p>
<b>Session Outline</b> This session focuses on building knowledge of what makes a good song and connecting that through reading and writing to our songs of the day. It has a second part that looks at ideas development and children working together to create a listen of feelings, actions and messages central to our class.							
Learner Activity	Teacher Activity						
<p>Learn: Discuss the songs they love. Singing along to the parts that stand out to them.</p> <p>Children make note of the different parts of the songs in their groups and discuss these.</p> <p>They think about how important the chorus is to their songs.</p> <p>Listen to the songs created by the now year 8s at our school and discuss what we like about them.</p>	<p>Before lesson:</p> <ul style="list-style-type: none"> <li>• Prepare songs of the day</li> <li>• Prepare Jamboard</li> </ul> <p>During lesson:</p> <ul style="list-style-type: none"> <li>• Discuss The focus of the lesson- We are learning to write catchy songs.</li> <li>• What are some catchy songs?</li> <li>• Part of a song discusses and introduces actions to help them connect with these.</li> <li>• Make connections between writing and singing.</li> <li>• Watch the video to re-enforce these main ideas.</li> </ul> <p>Questions:</p> <ul style="list-style-type: none"> <li>• What opening lines hook us in?</li> <li>• What do we notice about the chorus?</li> <li>• What words stand out?</li> </ul> <p>Discuss about our class: Now that we know the parts of songs. What do we want to share about our class? How do we feel in our class? What do we do in our class? What is our story?</p>						

	<table border="1"> <tr> <td data-bbox="341 226 917 775"> <p>Create</p> <ul style="list-style-type: none"> <li>Children work in groups to create a detailed plan for their songs. They discuss the feelings, actions and stories of our class.</li> <li>Children come more aware of the positive aspects of our classroom and learn from not only what they write but what others have to share as well.</li> </ul> </td><td data-bbox="917 226 1492 775"> <ul style="list-style-type: none"> <li>Supports learners as needed.</li> <li>Prompt with questions like:               <ul style="list-style-type: none"> <li>-How do you feel when you arrive at school?</li> <li>-What do you enjoy doing at school?</li> <li>-What do you do outside the classroom?</li> <li>-What makes our class really special?</li> </ul> </li> </ul> </td></tr> <tr> <td data-bbox="341 775 917 1070"> <p>Share</p> <ul style="list-style-type: none"> <li>Learners share on their blogs</li> </ul> </td><td data-bbox="917 775 1492 1070"> <ul style="list-style-type: none"> <li>Teacher supports as needed.</li> </ul> </td></tr> </table>	<p>Create</p> <ul style="list-style-type: none"> <li>Children work in groups to create a detailed plan for their songs. They discuss the feelings, actions and stories of our class.</li> <li>Children come more aware of the positive aspects of our classroom and learn from not only what they write but what others have to share as well.</li> </ul>	<ul style="list-style-type: none"> <li>Supports learners as needed.</li> <li>Prompt with questions like:               <ul style="list-style-type: none"> <li>-How do you feel when you arrive at school?</li> <li>-What do you enjoy doing at school?</li> <li>-What do you do outside the classroom?</li> <li>-What makes our class really special?</li> </ul> </li> </ul>	<p>Share</p> <ul style="list-style-type: none"> <li>Learners share on their blogs</li> </ul>	<ul style="list-style-type: none"> <li>Teacher supports as needed.</li> </ul>
<p>Create</p> <ul style="list-style-type: none"> <li>Children work in groups to create a detailed plan for their songs. They discuss the feelings, actions and stories of our class.</li> <li>Children come more aware of the positive aspects of our classroom and learn from not only what they write but what others have to share as well.</li> </ul>	<ul style="list-style-type: none"> <li>Supports learners as needed.</li> <li>Prompt with questions like:               <ul style="list-style-type: none"> <li>-How do you feel when you arrive at school?</li> <li>-What do you enjoy doing at school?</li> <li>-What do you do outside the classroom?</li> <li>-What makes our class really special?</li> </ul> </li> </ul>				
<p>Share</p> <ul style="list-style-type: none"> <li>Learners share on their blogs</li> </ul>	<ul style="list-style-type: none"> <li>Teacher supports as needed.</li> </ul>				
<h2>Reflection and Analysis</h2>					
	<p><b>Lesson Content</b> - The children love songs and so the excitement for this lesson was clear. They had so many ideas and they were all supportive and kind to each other as they worked in their groups.</p> <p><b>Lesson Pacing</b> - The lesson had a good pace. We spent some time on the mat unpacking ideas and this was central to the success when children moved away to work in groups.</p> <p><b>Lesson Delivery</b> - I think the delivery was good. We had some good time to share at the end which you will see in the next episode, this added to the excitement of what I am sure will be created when they go to write their songs from their plan.</p> <p><b>Student Understanding</b>- The lesson was a great success, children showed a real interest in understanding music and unpacking the qualities of the classroom and all children had very positive ideas to share about the class.</p>				
<p>Useful links</p>	<p> <a href="#">Class song plan</a>  <a href="#">Class song plan Template</a>  <a href="#">ArtWorks Site</a> </p>				