


Bonus worth 10€-200€ is available in the new cryptocurrency exchange AKTIO! You only need to trade 50€ worth of crypto (example 10€ x 5 times) and you will receive bonus AKTIO coins which can be sold to Euros, instant withdraw (Europe residents only)

 Step by step how to successfully get bonus AKT.IO coins;

Start by downloading the app on your smartphone;

<https://www.akt.io/app-referral/?referral=857eedbacc6914e9acd7845a65f85c0ba99934c2058f81cf8a40df3d38263601>

Once you have downloaded the AKT.IO app on your phone and completed the registration, made a €50 trade, you will earn up to €200 AKT.IO coins! I personally earned 155€ worth of AKT.IO coins! If you sell your coins for EUROS, you can immediately transfer the money to your private bank account.

 When you join as a new user;

Create an account and make transaction worth €50, the best pair to trade is EURO - AKT.IO and exchange your free AKT.IO coins for EURO or simply HODL any pair (coins cannot be transferred to another wallet). Instant payout in EURO to your bank account!

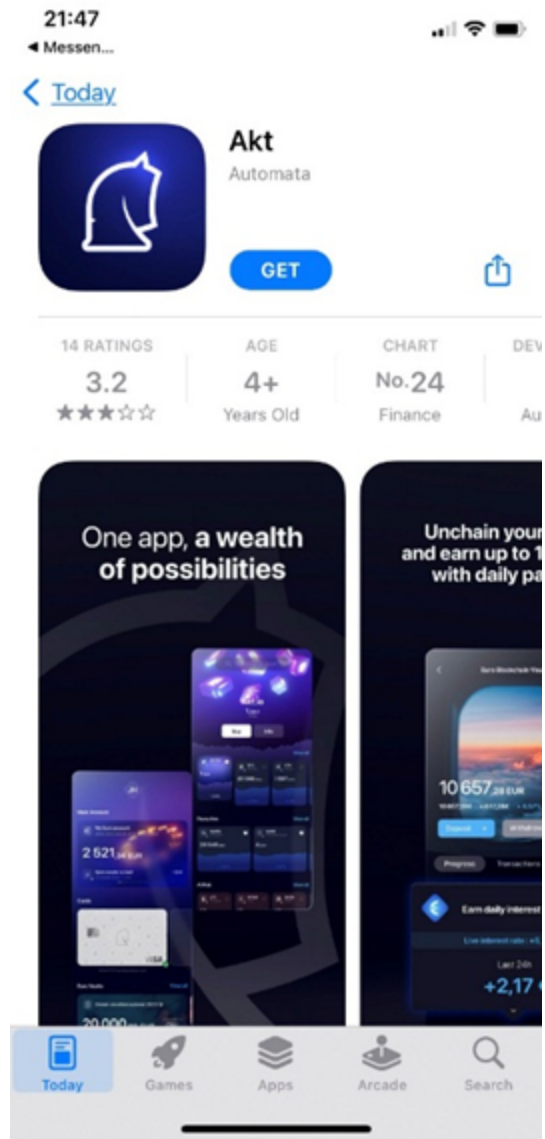
 Supported countries;

Austria Belgium Bulgaria Croatia Cyprus Czech Republic Denmark
Estonia Finland France Germany Greece Hungary Iceland Ireland Italy
Latvia Liechtenstein Lithuania Luxembourg Malta Netherlands Norway
Portugal Slovakia Slovenia Spain Sweden


Join here:

<https://www.akt.io/app-referral/?referral=857eedbacc6914e9acd7845a65f85c0ba99934c2058f81cf8a40df3d38263601>

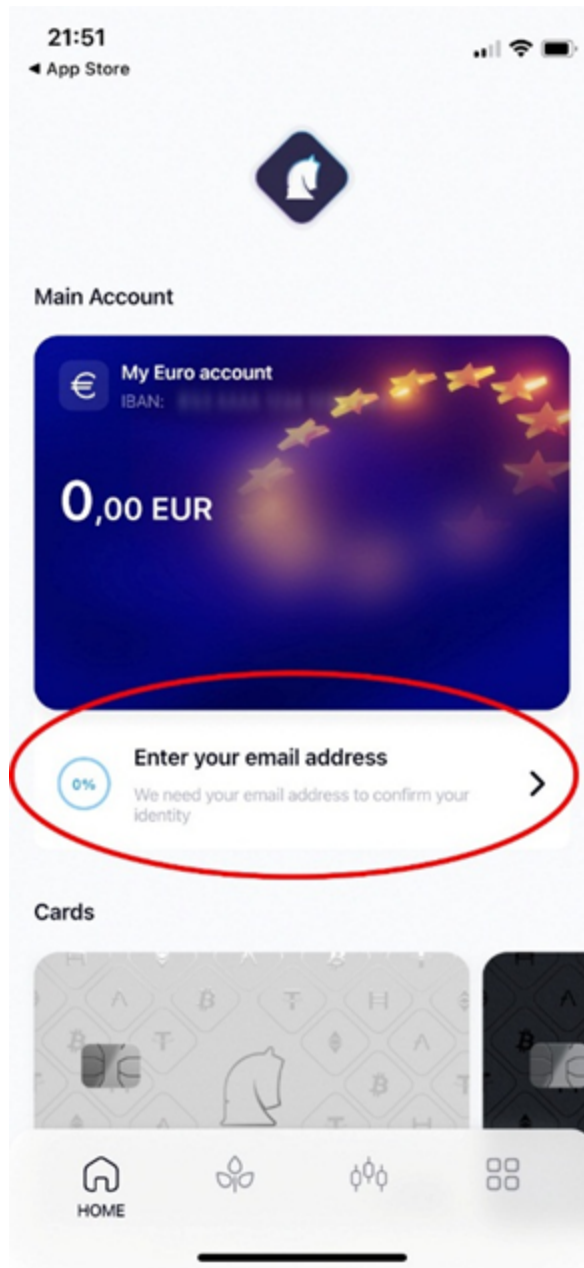
1. Download the AKTIO exchange on your phone



2. Enter your phone number to receive the confirmation code



3. Enter your email address, it should be @gmail.com or @yahoo.com. Other email addresses tend not to work! Open your e-mail and confirm its ownership, if you do not see the message - should find it in the spam mailbox



4. Fill in your basic information

21:56
App Store

< 33% STEP 2 OF 3 Identity X

Your personal details

Please make sure that your personal details below match your identity document or it will delay your registration. This information cannot be edited once it's been submitted.

Gender
Choose

Title
Choose

Marital status
Choose

First name
First name

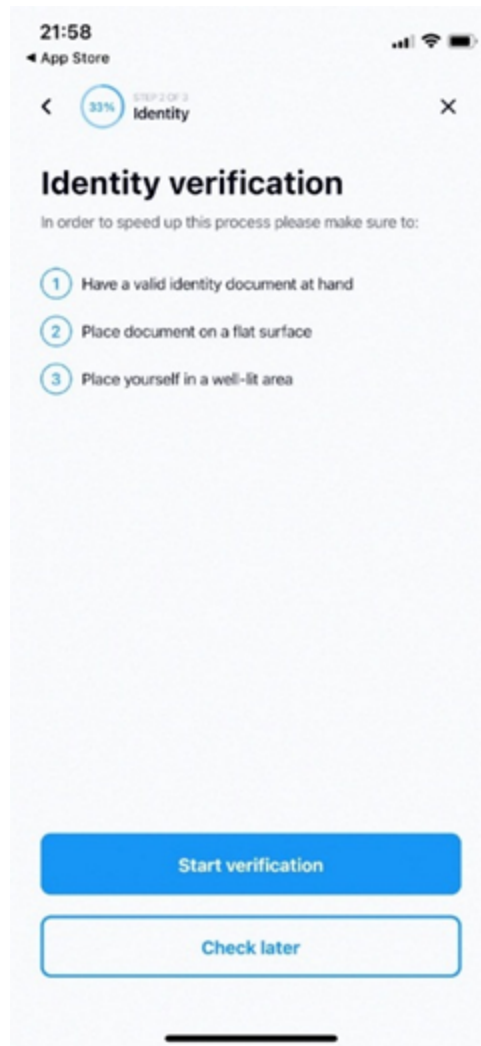
Last name
Last name

Date of birth (Ages 18+ only)
Date of birth

Name of birth (optional)
Birth name

Next

5. Take your documents, driving license, passport or ID card, then follow the instructions on your phone for further steps



6. Enter your declared residential address or the one that will be indicated on one of your utility bill. Phone bill, bank statement, gas bill or anything else that clearly shows your address! Must be not older than 3 months!

22:02 📶 🔋

< 66% STEP 3 OF 3 Residence ✕

Enter your address

Please tell us where you live

Please make sure to enter the correct address. Entering the wrong address may delay the registration process.

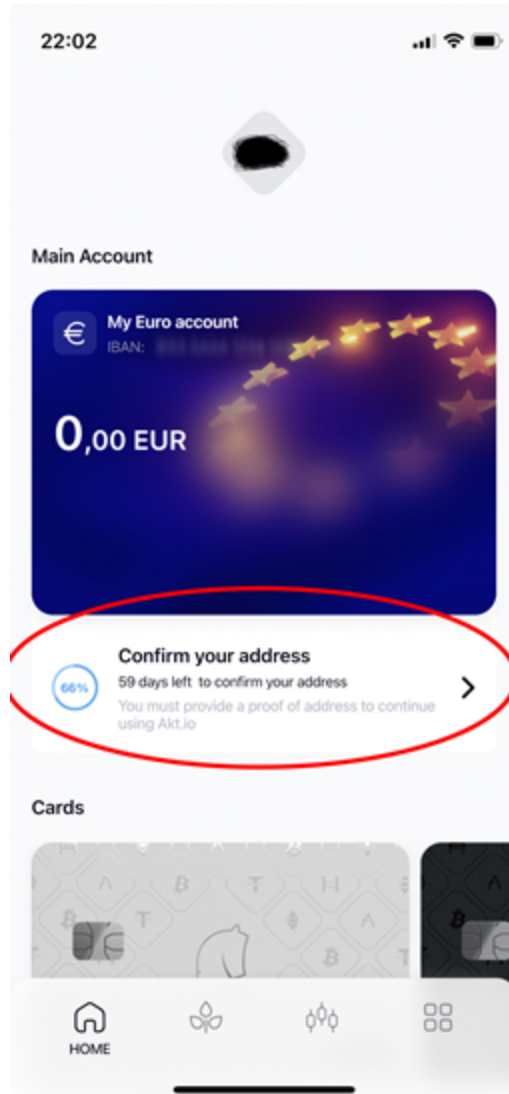
Street (with house number)
240 rue Evariste Galois

powered by Google

Next

q w e r t y u i o p
a s d f g h j k l
⬆ z x c v b n m ⬅
123 😊 Atstarpe Done
🌐 🎤

7. Next, you will need to prove your previously entered residence or declared or temporary residence address, which must match the one indicated on the invoice or utility bill



8. I personally used my phone bill, but a bank statement or any other document showing your place of residence will also work. Personally they accepted the phone bill with only 3 attempts, but you can send at least 10 times, until the person on the other end gets tired of your persistence and accepts the document!

22:03

66% STEP 3 OF 3 Residence

Your proof of address

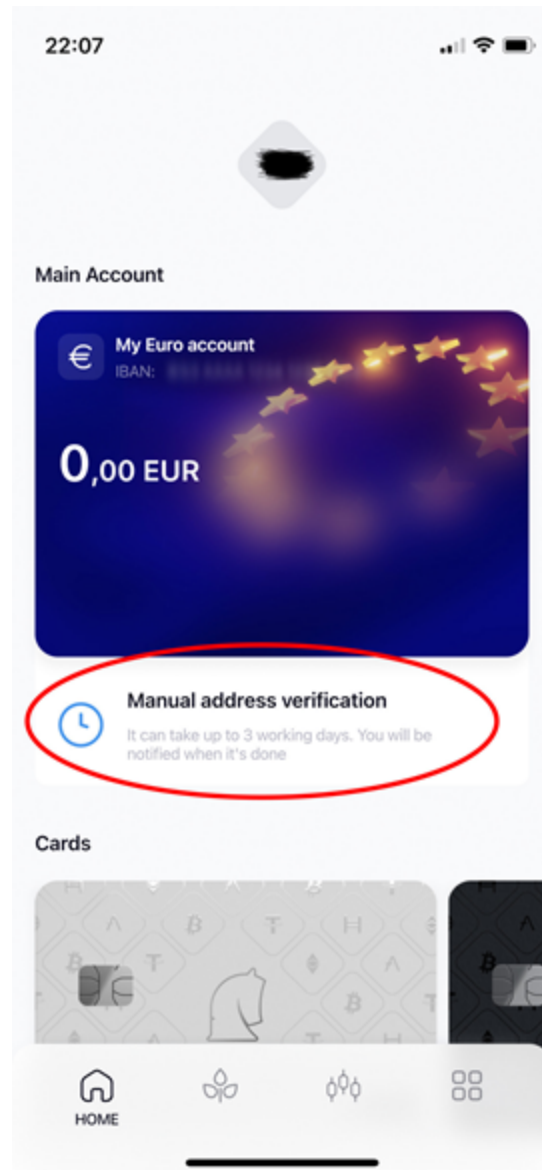
Please upload one of the following documents. The document must have been issued **within the past 6 months** and match the address you provided.

Please note that we can't accept documents from online banks (Revolut, N26 etc).

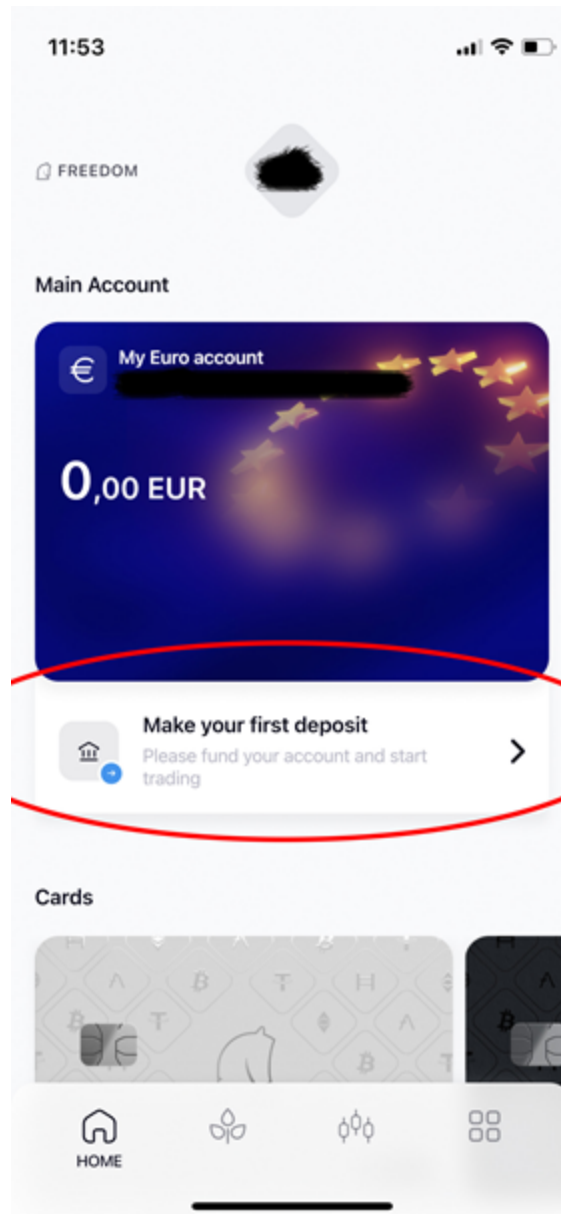
- Utility bill (Gas, electricity etc)
- Government-issued correspondence (For example, a tax letter)
- University / college letter (Students only)
- Bank / credit card statement

Upload file

9. It says confirmation time of 3 days, but usually it happens quite quickly because the office is located in Ireland, I recommend to do it during standard working hours 12:00-19:00 for example



10. When your place of residence is finally confirmed, it's time to make a €50 deposit, or 25€, or 5€ your choice

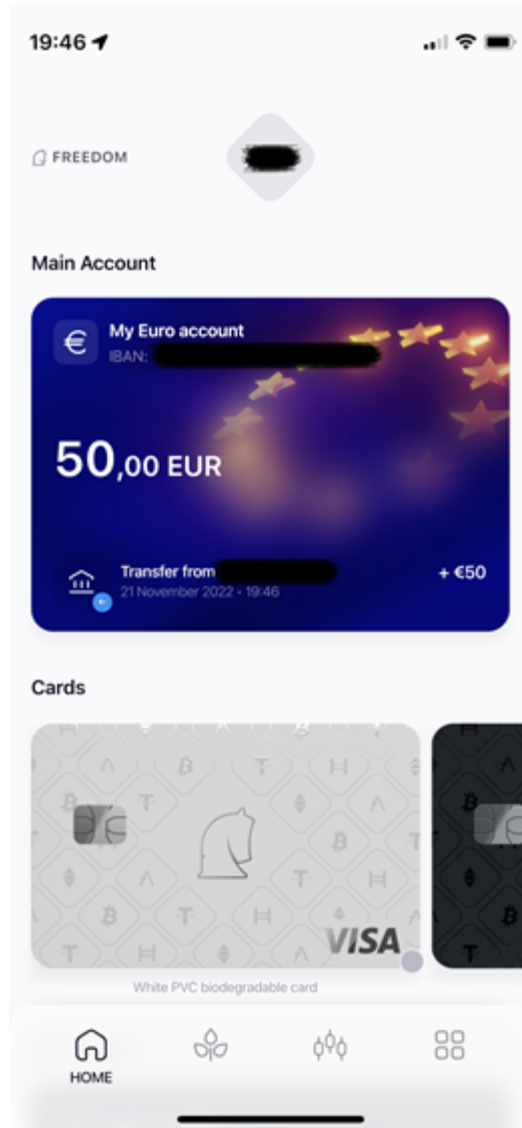


11. When making a deposit, indicate;

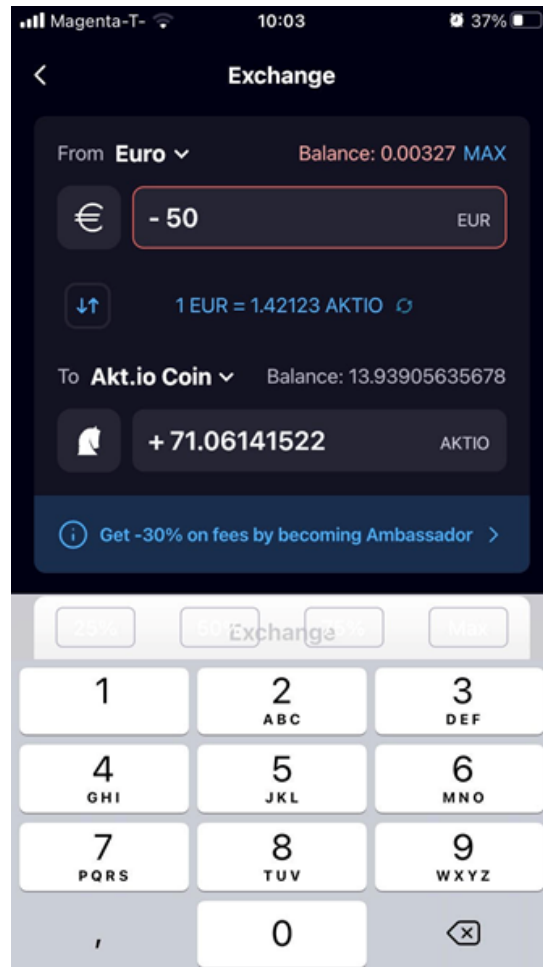
Payee: **ModulR FS Europe LTD**

Aktio Bank account: **CAN BE FOUND IN THE HUB SECTION -> MAKE DEPOSIT -> IBAN**

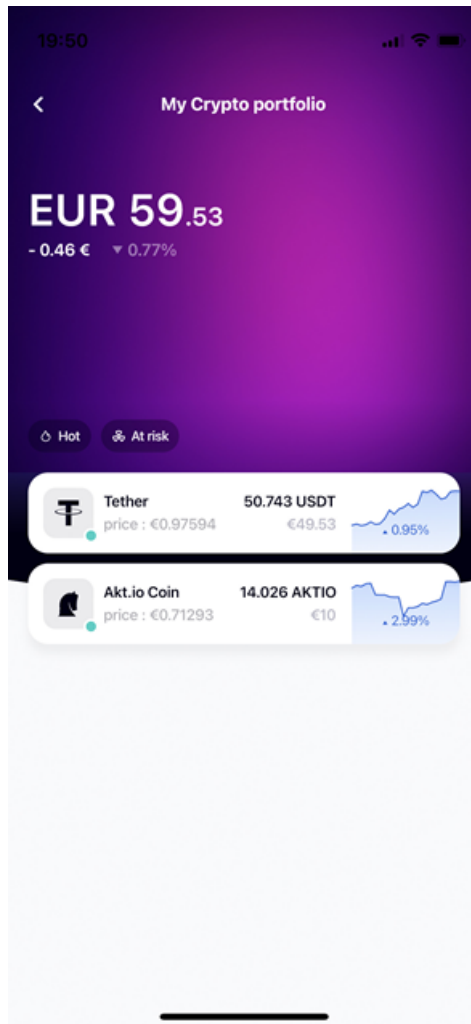
Purpose of payment: **Your Name, Surname**



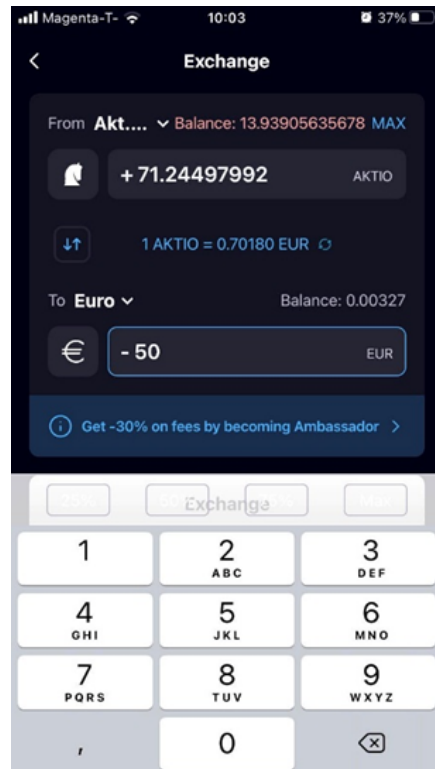
13. Exchange your 50€ EURO to AKT.IO coin, or 25€ x 2 times, 10€ x 5 times, as long as you make 50€ amount of trades you'll receive the AKT.IO coin bonus



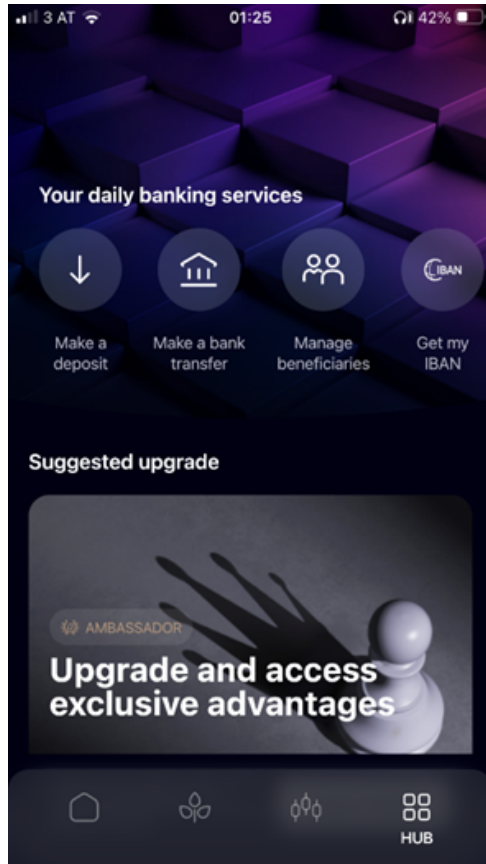
14. By performing this exchange or trade, AKT.IO coins will automatically be credited to your account and you will discover your bonus. In this example you can see that the minimum nominal, +/- 10, is obtained

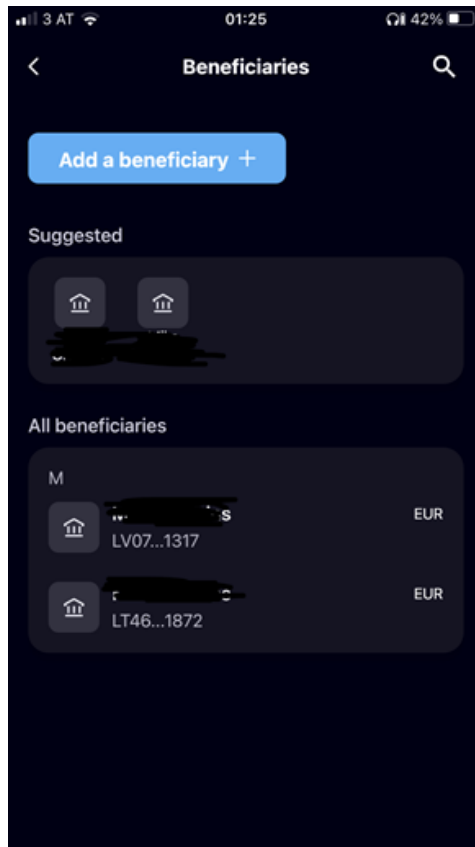


15. Sell your AKT.IO coins to EUROS

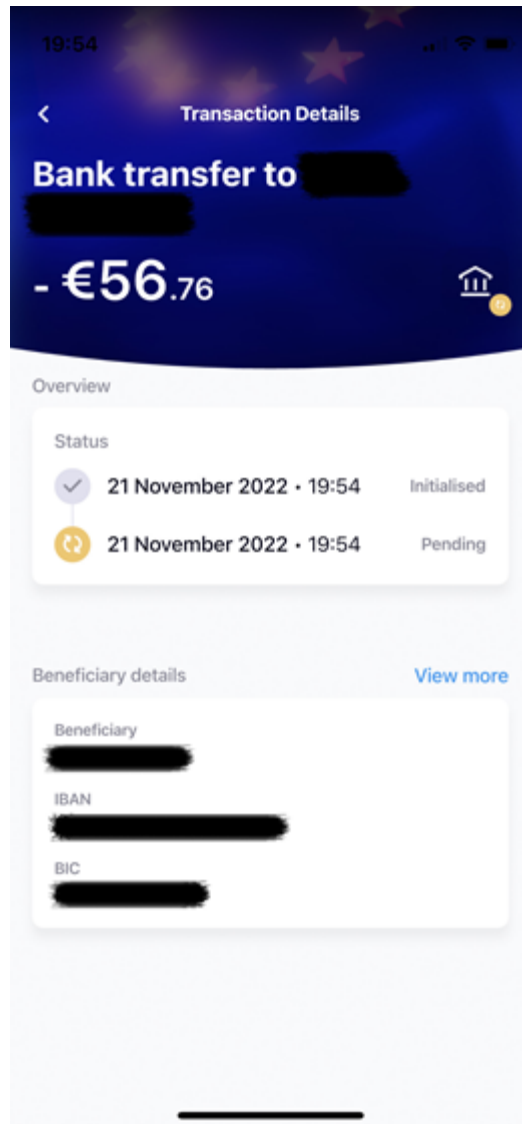


16. The last step is to add yourself as a beneficiary, press HUB, manage beneficiaries, add your bank account to which you want to receive money.

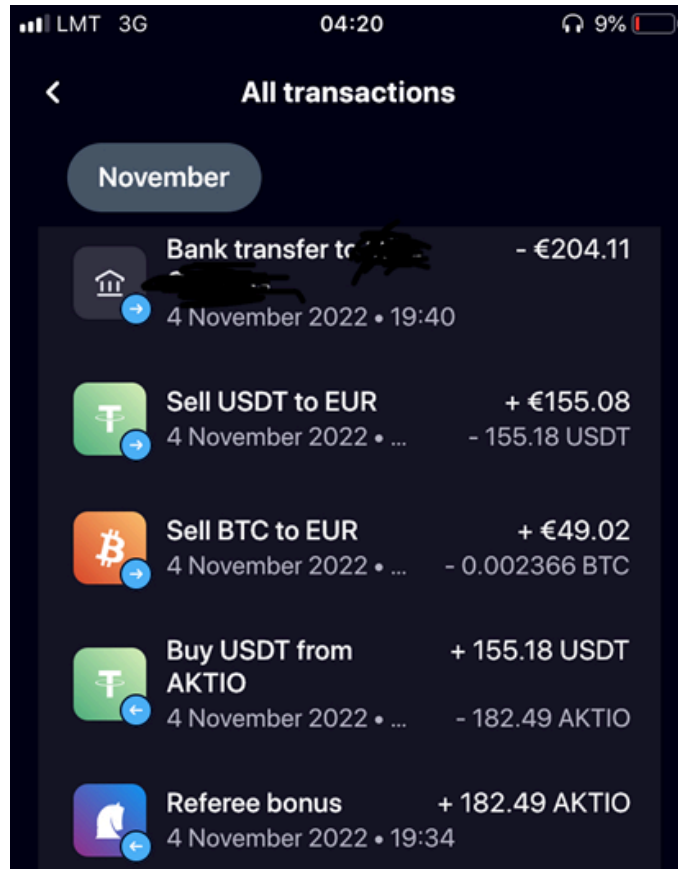




17. Here is proof of my payout;



18. This is an example of a free bonus with screenshots, well here is my experience of getting 155€ free Akt.io coins. Good luck to you all and have a nice day!



19. Last but not least, when 100k users register there is going to be a 1 million € raffle and random lucky users will receive these bonuses. WISH YOU LUCK!

