

400 BAD REQUEST: "The request is invalid."

Does the student have an invalid CourseCode assigned to them?

This error could be occurring in the following entities because of invalid Course Codes assigned to the student.

- studentProgramAttendanceEvent
- studentEducationOrganizationAssociation
- studentSpecialEducationProgramAssociation
- courseOffering
- studentSection

Date Run: 05-21-2025 4:21 PM

TSDS Level 1 Errors

Page 1 of 34

Cnty Dist:

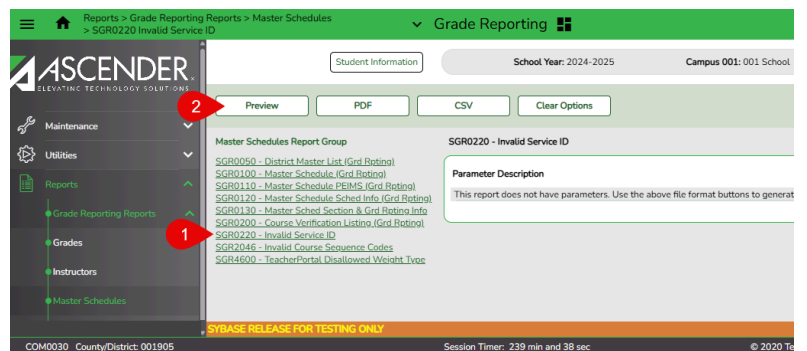
ISD

Sch Yr: 2025

Domain: Student Attendance

Entity	Sch Yr	Camp ID	Event DT	Session Name	Crse Nbr	Sec ID	Stu ID	Unique Stu ID	Program Name	Pgm Cd	Response Message
		Track	Grd	Lvl	Cd	Rpt Per	CTE Svc Cd	Flex Attend	Instr Setting	BIL ESL Fund Cd	
Student Program Attendance Event	2025	101							Title I Part A	38	<div>400 BAD_REQUEST{</div> <div>"message": "The request is invalid.",</div> <div>"correlationId": "14610719-f428-4827-968b-9f848c0332e6",</div> <div>"modelState": {</div> <div>"request.StudentReference": [</div> <div>"StudentReference is required."</div> <div>]</div> <div>}</div> <div>}</div>

1. Generate SGR0220 to see if you have any invalid Service IDs, now known as Course Codes, in your District Master Schedule.



Date Run: 6/3/2025		Invalid Service ID				Program ID: SGR0220	
Cnty-Dist: 001-905		TEXAS ISD				Page: 1 of 1	
		Sch Year: 2025					
Course Number	Title	Service ID	Abbrev Name	Nbr Sems	Self Paced	Graded Course	Credit Level
9009	EXT CAREER PREP	12701305	EXCAREE1	2	0	Y	H
9306	PRACT ENTREP	N1303425	PRACENT	2	0	Y	H
9346	COMM TECH ED	N1300510	CMTCHED	2	0	Y	H
9406	PHARMACY 1	N1302127		2	0	Y	H
9526	ECHS ENGR 1304	N1303769	ECHS ENG	2	0	Y	H
9650	PROJ BASE IT	12701500	PROBS1	2	0	Y	H
9922	VP OFFICE			1	0	Y	
9994	NON ADA STUDENT			1	0	Y	H

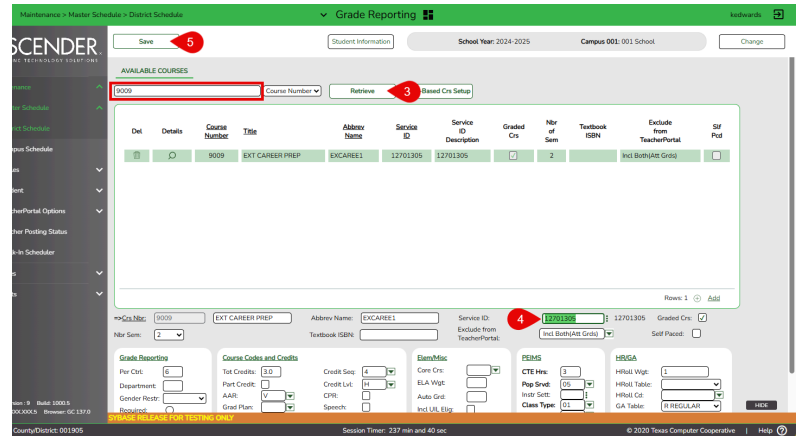
Note: This job aid may not resolve the issue in all situations.

400 BAD REQUEST: "The request is invalid."

If invalid Course Codes are found:

2. Navigate to: **Grade Reporting > Maintenance > District Schedule**
3. **Retrieve** the Course
4. **Update** the **Service ID** field with a valid Course Code.
5. **Click Save**

Repeat steps 2-5 for all invalid course codes found in step 1.

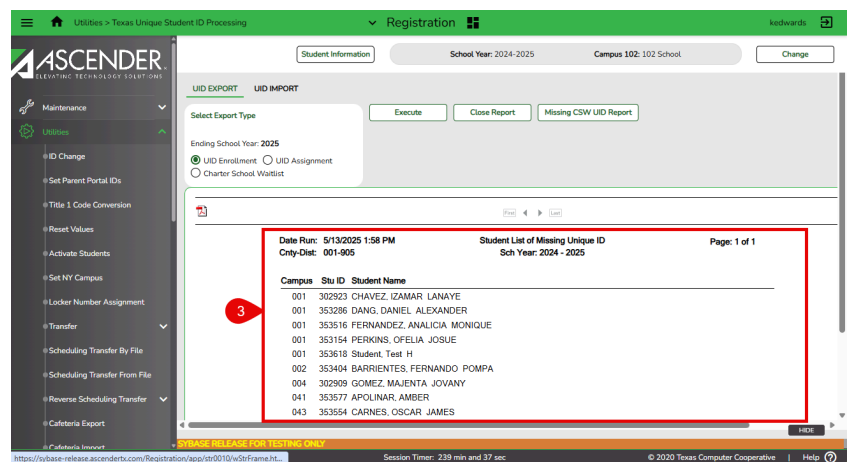
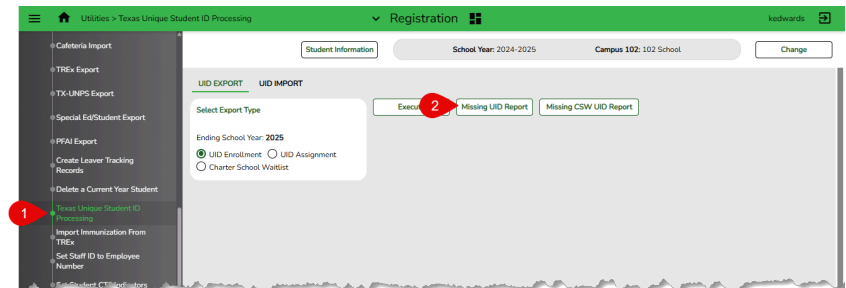


Note: This job aid may not resolve the issue in all situations.

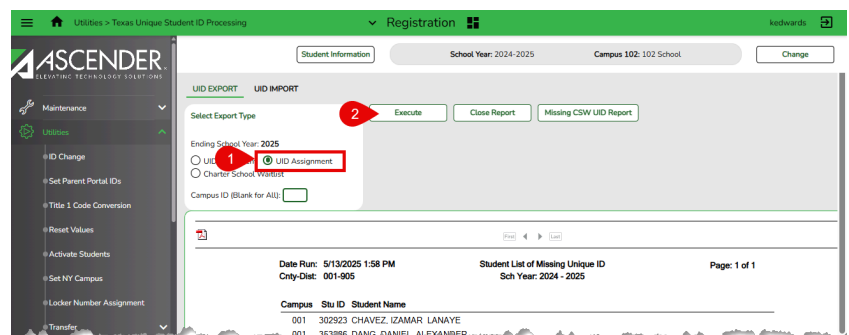
400 BAD REQUEST: "The request is invalid."

Do all students have a UID?

1. Verify that all students have a UID.
 - 1.1. Go to **Registration > Utilities > Texas Unique Student ID Processing > UID Export**
 - 1.2. Select **Missing UID Report**
 - 1.3. If any students are listed on the report, **see Step 2.**



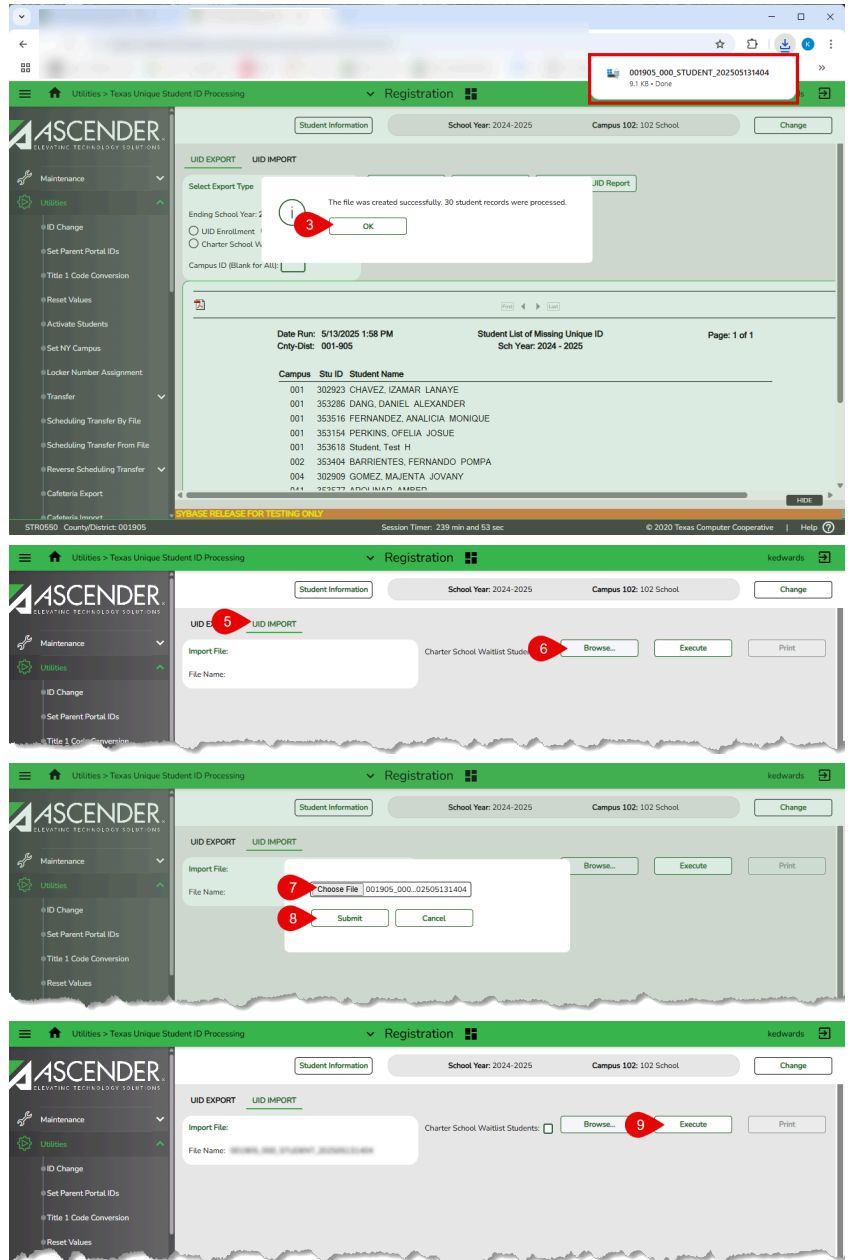
2. Assign students UID
 - 2.1. Select **UID Assignment**
 - 2.2. Click **Execute**
.txt file will be downloaded
 - 2.3. Click **OK**
 - 2.4. Complete the TSDS Assign UID Process in TSDS. See "Assign IDs via Batch File" in the [TSDS Unique ID User Guide](#).
 - 2.5. Go to **Registration > Utilities > Texas Unique Student ID Processing > UID Import**



Note: This job aid may not resolve the issue in all situations.

400 BAD REQUEST: "The request is invalid."

- 2.6. Select **Browse**
- 2.7. Click **Choose File**
Select the .txt file downloaded from TSDS UID
- 2.8. Click **Submit**
- 2.9. Click **Execute**



The screenshots illustrate the steps to resolve the 400 BAD REQUEST error:

- Successful upload of the file '001905_000_STUDENT_202505131404'.
- Navigation to the 'UID IMPORT' section and clicking the 'Browse...' button.
- Selection of the file '001905_000_02505131404' in the 'Choose File' dialog.
- Clicking the 'Execute' button to process the file.

Note: This job aid may not resolve the issue in all situations.