




## Coolest Places on Earth

Google Slides

**Objective:** Students will create a presentation of their coolest places in the World complete with title, bullet points and images.

**Resources Available for this Project:**

		
<a href="#"><u>Handout / Guide</u></a>	<a href="#"><u>Google (view only)</u></a> Students Open and Copy	<a href="#"><u>YAP</u></a> (suggested Website)

**Grade Levels:**

- 3, 4, 5

**Curriculum Areas:**

- Social Studies
- Language Arts

**Assessment:** Student-created presentation

**Technology Skills:**

- Login to Google Drive
- Open a “view only” document and make a copy of the document
- Review Google Slides skills:
  - Insert text within a text box using bullets
  - Insert a bullet to replace an erased bullet
  - Copy / Paste images from with Google Slides
  - Animate text boxes and images
  - Close a google document
- Logout of Google Drive