


Quick Start Guide

Step 1

Join the Google Classroom. Make sure you are logged into your school account (not a personal account) first.




Use this link: <https://meet.google.com/nov-cmoh-egu>

OR

The classroom code: w7hcy62

Step 2

At the top of the page click on the Classwork tab. This is where you will spend most of your time watching videos, reading notes, and answering questions.



Stream


Classwork

People

Grades

Step 3

Go to the section called Getting Started. Starting from the top read all of the information in this section. Make sure you check out the [syllabus](#).




There is one assignment here where you will introduce yourself.

Getting Started

Step 4

Go to Module 1 and start working through the lessons completing all the tasks for each. Once this is done, move to Module 2 and so on.



Remember to work your way from the top to the bottom of each module.

Step 5

Make sure to check in with the instructor on Fridays at lunch (from 12:15 pm to 1:00 pm) in Room 118.

If you have trouble or questions:

E-mail: matthew.fehr@rbe.sk.ca OR Contact me during school hours on Edsby