

## iPhone - Installing PowerSchool Mobile App for Parents

Please follow these instructions to install and use the PowerSchool Mobile app for parents on your iPhone. But before you begin, make sure you already have your Parent account username and password. If you don't have a Parent account, or if you're having trouble accessing your account, please complete this support request form. The Tech Team will follow up with you:

[Tech Support Request - Northern Lebanon School District](#)

**PLEASE NOTE:** This app will only work for parent users. It will not function for students or staff.

1. Make sure that you already have an Apple Store user account. The PowerSchool app is free, but you must have an App Store account to download it.

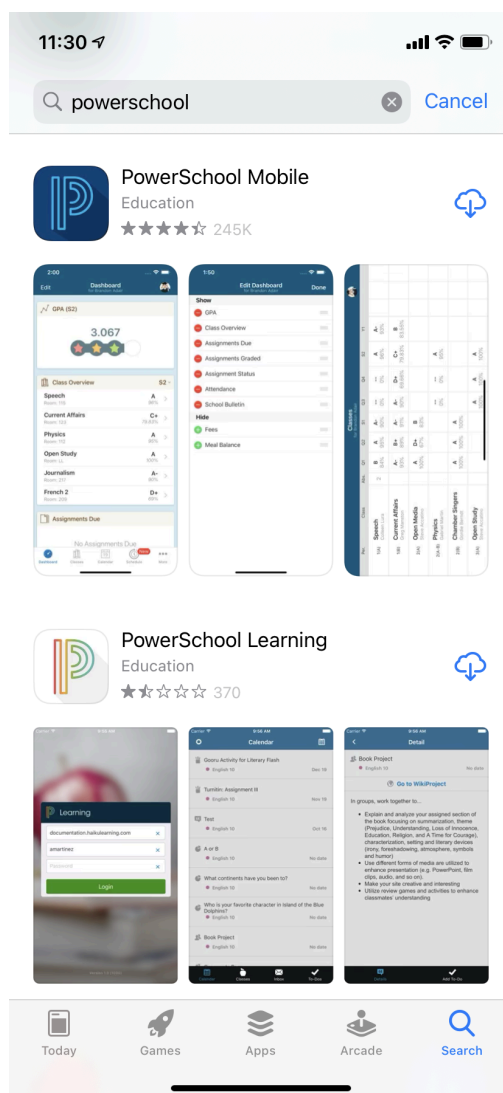
2. Open the Apple App Store on your iPhone:



3. Type "powerschool" in the Search Bar and tap "search"
4. You should see **PowerSchool Mobile** as a choice to download. Tap the download button:



5. Once the app is downloaded and installed, tap on the app icon to launch it.



6. The app will request permission to send you notifications.

By choosing “Allow” PowerSchool will be able to notify you about important updates for your students.

If you choose “Don’t Allow” then you must launch the app to see all grades and student information.

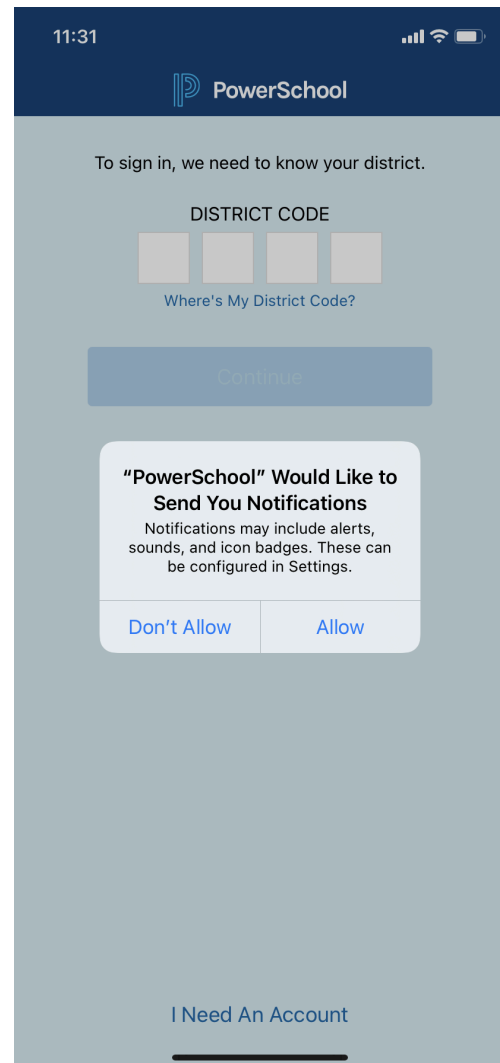
You can change notification settings later by choosing the Settings app:



Then scroll to the bottom and find the PowerSchool app:



Tap on it and then tap **Notifications** to change the notification settings.



7. Enter the four character DISTRICT CODE for Northern Lebanon School District:

**P N L X**

8. Tap **Continue**

The image shows a mobile app interface for PowerSchool. At the top, a dark blue header contains the time '11:32', signal strength, Wi-Fi, and battery icons. Below the header is the PowerSchool logo. The main content area is light blue and contains the text 'To sign in, we need to know your district.' followed by 'DISTRICT CODE'. Below this, four input boxes contain the characters 'P', 'N', 'L', and 'X'. A link 'Where's My District Code?' is positioned below the input boxes. A large blue button labeled 'Continue' is centered below the input area. At the bottom, a link 'I Need An Account' is visible. A black horizontal line is at the very bottom of the screen.

11:32

PowerSchool

To sign in, we need to know your district.

DISTRICT CODE

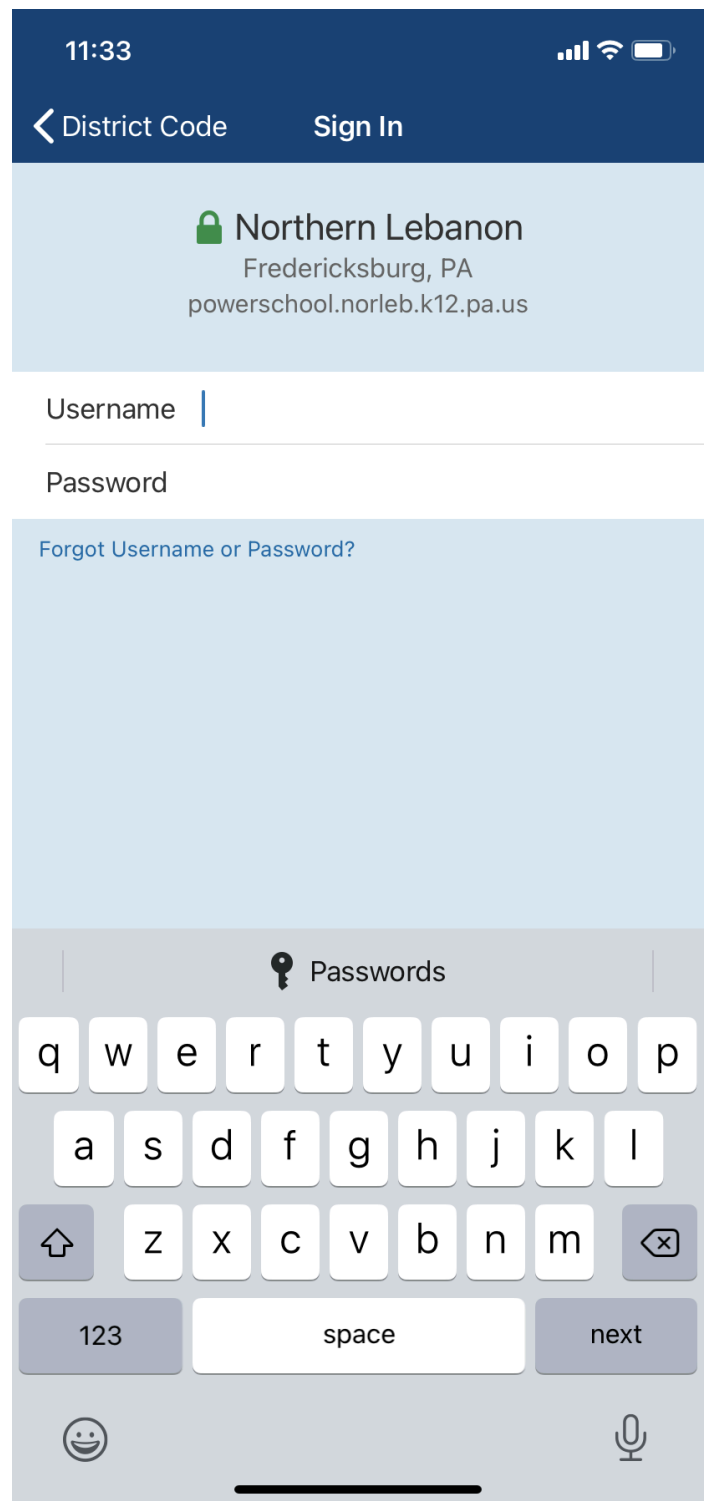
P N L X

[Where's My District Code?](#)

Continue

[I Need An Account](#)

9. Enter your username and password to login
10. After you successfully login, you will see your student's current sections grades and other important information.



The image shows a mobile application interface for logging into the Northern Lebanon School District system. At the top, a dark blue header bar contains the time "11:33" on the left and signal, Wi-Fi, and battery status icons on the right. Below the header, a light blue section displays a green padlock icon, the text "Northern Lebanon", "Fredericksburg, PA", and the URL "powerschool.norleb.k12.pa.us". Underneath this, there are two input fields: "Username" and "Password", each with a vertical cursor. A link "Forgot Username or Password?" is positioned below the password field. The bottom portion of the screen is occupied by a standard iOS-style keyboard with a "Passwords" header, letter keys, a "space" bar, and a "next" button. A home indicator bar is visible at the very bottom.