

1. Textbook Page 6 Exercise A

A Circle the correct answer about you and your class.

1. I **am** / **am not** a teacher.
2. I **am** / **am not** a student.
3. We **are** / **are not** at school.
4. The teacher **is** / **is not** absent.
5. My classroom **is** / **is not** large.
6. My books **are** / **are not** on the desk.
7. My teacher **is** / **is not** from the United States.
8. The students **are** / **are not** at school.
9. The students **are** / **are not** friendly.
10. I **am** / **am not** married.
11. I **am** / **am not** 25 years old.
12. The door **is** / **is not** open.

2. Textbook Page 6 Exercise B

Instructions: Study the sentences in the box. Then, complete the sentences with the verb **be**. Use the affirmative or negative form.

- I **am not** a student.
- You **are not** a student.
- He **is not** a student.
- She **is not** a student.
- It **is not** here.
- We **are not** students.
- They **are not** students.

1. My teacher _____ from the United States.
2. My teacher _____ from California.
3. I _____ at work.
4. My classroom _____ on the first floor.
5. The students _____ from the same country.
6. English _____ a difficult language.
7. The students _____ all here today.
8. The homework _____ easy.

3. Contractions Practice

Be Verb. Fill in the blanks with the correct contraction.

Be Verb	Pronoun	Contraction
I am here	_____	I'm here.
You are here	_____	You're here.
Laura is here	She is here.	She's here.
Peter is here	He is here.	
The car is here	It is here.	
Joe and I are here	We are here.	
Joe and Laura are here	They are here.	
The books are here.	They are here.	

4. Textbook P. 7, Exercise D:


Let's Talk. Say these sentences using a contraction. Practice in pairs.

1. We are at school.
2. You are in the classroom.
3. They are in Room 5.
4. I am single.
5. He is at work.
6. She is a student.
7. He is not absent.
8. It is not on my desk.
9. She is not here today.
10. We are not at home.
11. They are not married.
12. I am not a teacher.

5. Textbook P. 7, Exercise E: Practice in Pairs

- **Student 1:** Look below. Listen to Student 2 and circle the verb you hear.
- **Student 2:** Turn to Textbook p. 253. Read Set A sentences to Student 1.
- **Then, change roles.** Student 1 will read Set B sentences (Textbook p. 253) to Student 2.

1. He **is** / **isn't** a student.
2. She **is** / **isn't** at school.
3. We **are** / **aren't** from Russia.
4. **I'm** / **I'm not** married.
5. You **are** / **aren't** in Room 2.
6. They **are** / **aren't** at work.
7. She **is** / **isn't** single.
8. **I'm** / **I'm not** a student.
9. It **is** / **isn't** Monday.
10. They **are** / **aren't** from Vietnam.

From the Textbook, Appendix A, p. 243.  **TB 253, Appendix C: S-S Dictation**

6. Practice Yes/No Questions with a partner (Textbook page 8 Exercise A)

A LET'S TALK. Ask and answer the questions with a partner.

Are you a student?

Yes, I am.

1. Are you a student?
2. Are you at school now?
3. Are you in English 1?
4. Are you single?
5. Is your teacher from the United States?
6. Is your teacher at school today?
7. Is your teacher in the classroom?
8. Are the students from the United States?
9. Is your school large?
10. Is today Monday?

7. Put the words in correct order, then ask a partner these questions. (Textbook p.8, Exercise B)

B Put the words in the correct order. Then, ask a partner the questions.

1. you / married / are / ? Are you married?
2. from / are / Japan / you / ? _____
3. school / this / in / Arizona / is / ? _____
4. from / the teacher / is / North Carolina / ? _____
5. the students / are / in class / ? _____
6. are / hardworking / you / ? _____
7. our class / in the morning / is / ? _____
8. on / is / the classroom / the second floor / ? _____

Are you married?

No, I'm not.


Vocabulary: Class Instructions



Open the book.



Write sentences.




Look at the board.



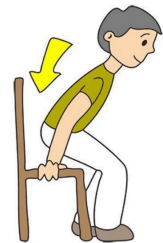
Listen to the teacher.




Take out your book.




Stand up.



Sit down.



Pick up the pencil.



Put down the pencil.



Open the book.



Read the book.



Raise your hand.

Tell me your name
Talk to your classmates
Say "Hello"
Ask a question
Speak more slowly
Speak English

Remember classroom directions: Write the words under the pictures.

look at listen stand up open pick up read take out

write look at sit down raise your hand put down write

say/ talk/ speak/tell

