

If something is still unclear, please join our Discord
<https://discord.gg/yHzXhuyM8V>

Bilinear x Layer3 x Linea instructions

Welcome to the Bilinear quests! Following these step-by-step instructions will make completing the tasks a breeze for you.

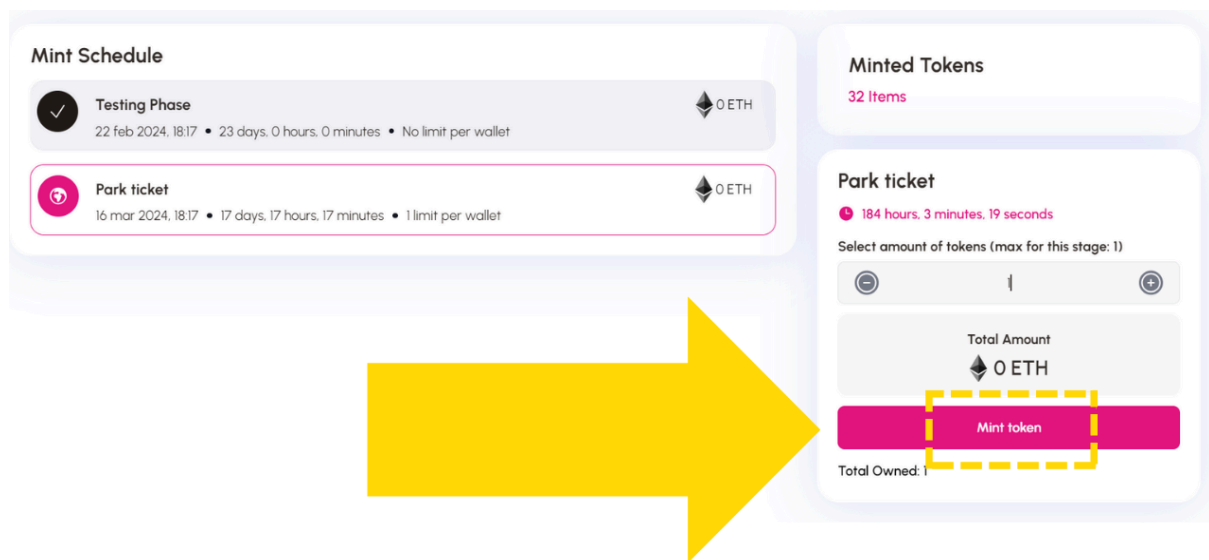
To begin, open the Bilinear tab - you can find it at this link: [NEW LINK]. The first task will start immediately after.

TASK 1: Mint “Bilinear around the Linea Park” NFT

To begin this first step, you need to mint the Bilinear x Linea Park NFT. Before you can proceed, make sure you have enough \$ETH to cover the gas fees required for the minting transaction.

Ensure you have sufficient \$ETH for the gas fees, then visit the following link to find the mint page: <https://www.bilinear.io/drops/BiLinearPark>.

Once you arrive at the page, scroll down until you see the **MINT TOKEN** button. This button is easy to identify—it's highlighted with an arrow and outlined by a dotted frame in the image provided below. Click on the button and confirm the transaction to complete your mint.




Once your transaction is completed, you can go back to the Bilinear page on Layer3 website and proceed with the following step clicking on the VERIFY button.

TASK 2: Transfer an NFT through Bilinear

You can access the relevant website page by clicking on the ****Layer3**** button or by copying and pasting this link into your browser: <http://bilinear.io/profile>.

Once you are on your profile page, you will be able to see all the NFTs you own displayed in this manner. In this specific instance, the address shown owns multiple Bilinear x Linea Park NFTs.

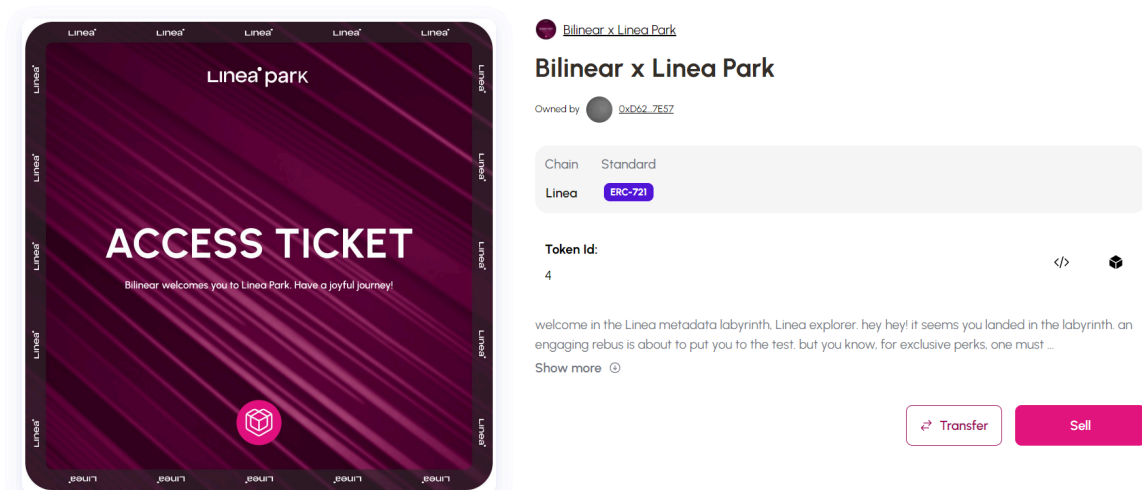
Profile



Owned NFTs



If you click on one of your NFTs, you will be taken to the following page:

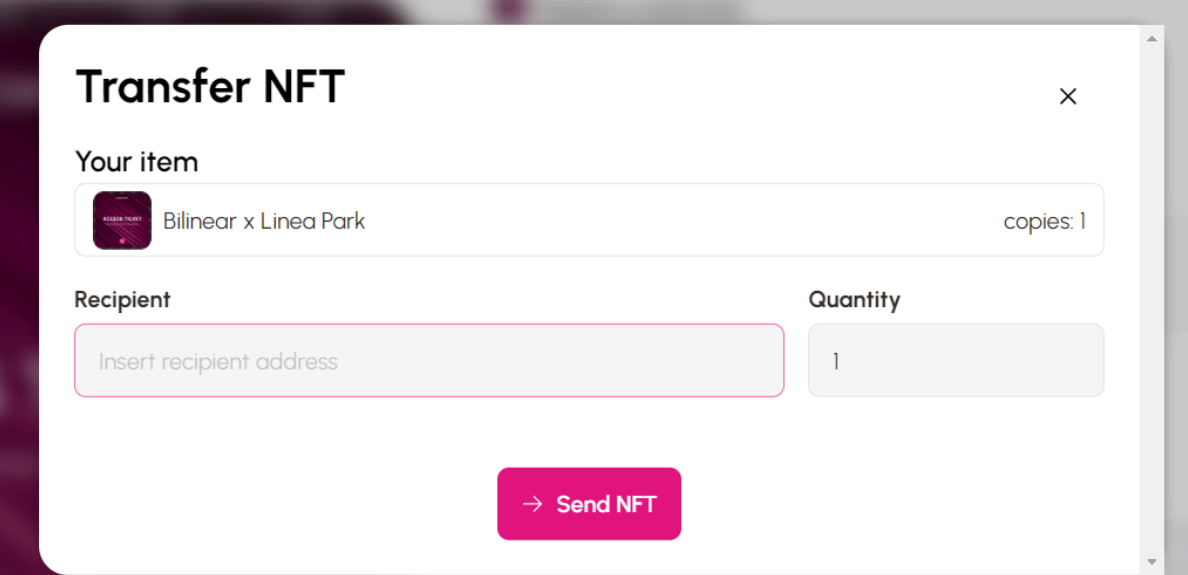


At this point, you simply need to click on **TRANSFER** and then paste the address to which you want to send your NFT.

Please note: We strongly recommend transferring NFTs only between your personal wallets to ensure you maintain control and ownership of them. DO NOT TRUST any entity that asks you to transfer your NFTs to them! Neither Bilinear, Linea, nor Layer3 will ever request you to send them your NFTs. Always move NFTs exclusively to known addresses.

Continue reading for the complete process.

After clicking **TRANSFER**, the following pop-up will appear:

A screenshot of a 'Transfer NFT' pop-up window. The window has a white background with a dark purple border. At the top left, the title 'Transfer NFT' is displayed in bold black text, and at the top right is a close button 'X'. Below the title, the section 'Your item' shows a small NFT icon and the text 'Bilinear x Linea Park' with 'copies: 1' to its right. Underneath, there are two input fields: 'Recipient' on the left, which contains the placeholder text 'Insert recipient address', and 'Quantity' on the right, which contains the number '1'. At the bottom center is a pink button with a right-pointing arrow and the text 'Send NFT'.

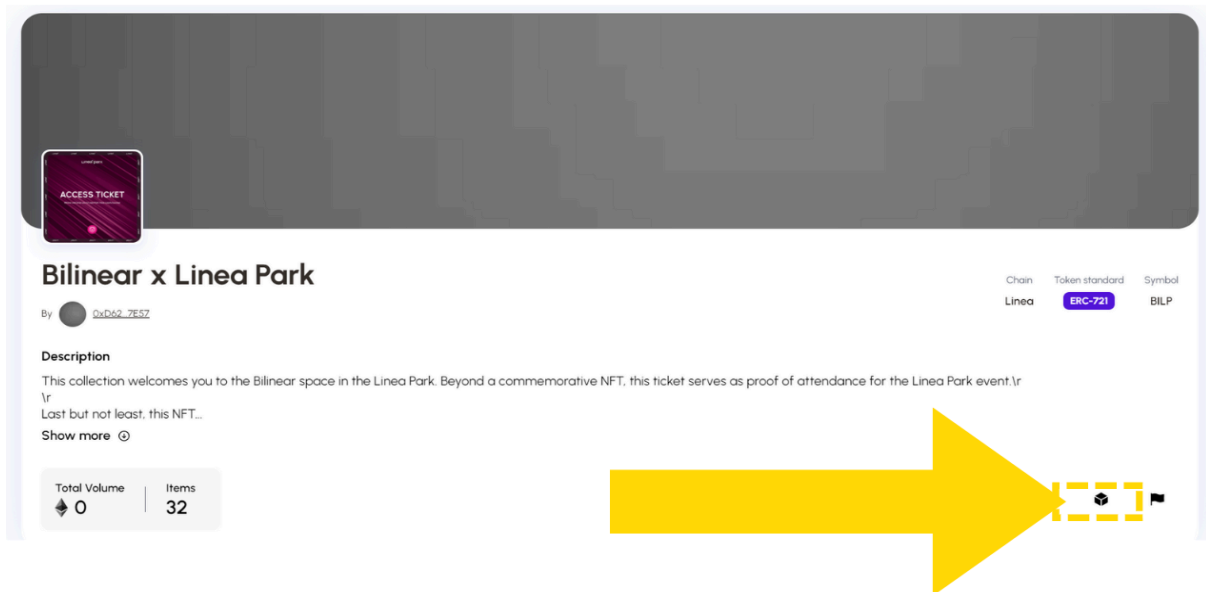
Now, simply paste the copied address into the *“Insert recipient address”* field. Once you have done that, click on **SEND NFT**.

After clicking, the familiar MetaMask pop-up will appear, asking you to confirm the operation. Go ahead and confirm it, then wait for the blockchain to process the transfer. Once the blockchain has included your transaction, you can return to the Layer3 page on Bilinear and proceed with the next task by clicking on the yellow **VERIFY** button.

TASK 3: The Minotaur in the Linea metadata labyrinth

To complete this task, access the Bilinear x Linea Park NFT page by clicking on the button on Layer3. Once you've arrived, if you scroll down a bit, this is what you'll find displayed on

your screen:



Can you see the cube indicated by the arrow? Just click on the cube to discover what's written in the NFT metadata!

After exploring the metadata, go back to Layer3 and click on **VERIFY** to proceed.

TASK 4: Join Bilinear Discord

To complete this task, simply join the Bilinear Discord by clicking on the button found within the Layer3 quest, or use this link: <https://discord.gg/nQxwVkyfnq>

After joining, return to the Layer3 page and click on **VERIFY**.

You're done! You have completed all **Bilinear x Linea Park** tasks! See you in our Discord server!