


CASE REPORTS


Article Title (Title written in a Brief, Clear, and Informative, Font Candara Size 16, Bold, Capitalize each word, Spasi 1, Align text left)


Article Title In Indonesia

First author¹, Second author¹, Third author²

¹ Author affiliation 1, 2, 3 etc. (if the affiliation is same)

² Author affiliation (if different affiliation)

 xxxx@gmail.com (corresponding email)

 <https://doi.org/10.56186/jkkb.xxx>

ABSTRACT

The abstract must be short, interesting, simple, and easy to understand without reading the entire article. For that, avoid using jargon, abbreviations and references. In writing an abstract, the writer must be accurate, use the right words, and convey the meaning of this writing. A good case report abstract contains background, case description, and discussion and closes with a brief statement of conclusions. The abstract always includes keywords. Keywords are used to index an article and are the labels of an article. The abstract is written in 2 languages, English and Indonesian. (Candara 10.5pt - 1 space - 6pt after paragraph)

Keywords: Write 3 – 5 words that represent the article and separated by a semicolon (;)

ABSTRAK

(Candara 10,5pt - 1 space - 6pt after paragraph)

Kata kunci: Write 3 – 5 words that represent the article and separated by a semicolon (;)

INTRODUCTION

The introductory section is written in Candara 11 (1.15 space and 6pt after paragraph) and is the author's opportunity to convince readers (including editors and reviewers) that the author understands that the research carried out has significance or has contributed to the field of study being studied. The introductory section contains **“Why do you think this case is important and why did you decide to write about it.”** The author also does not need to convey the definition of a term if it is not an important part of the discussion of the topic raised.

We suggest one paragraph of background (citing but not substantiating the relevant literature), one or two reasons, and the last paragraph simply stating the purpose of your case report..

CASE REPORT

In this section, the author needs to explain each case's history, physical examination, laboratory and imaging tests, treatment, and follow-up.

DISCUSSION

Sub title

Begin by restating the novelty of the case you raised. Include a brief review of similar cases (how many similar cases have been published?) Compare and contrast your case with those in the literature; when relatively few cases are reported, provide a table comparing the main findings or results. End with a literature summary.

CONCLUSIONS

The conclusion section contains a summary of research results or findings, which correlate with the objectives in the introduction. Then, state the main points of the discussion. A conclusion generally ends with a statement about how the research work contributes to the field of study (research results implications). Common mistakes in this section are repeating experimental results, abstracting them, or presenting them with too many lists. The conclusion section should provide clear scientific truth. In addition, the conclusion section can also provide suggestions for future experiments.

ACKNOWLEDGEMENT

List here any individuals who contributed to the work but do not qualify for authorship. Anyone (individual/company/institution) who has substantially contributed to the study of important intellectual content must be acknowledged. Acknowledge only persons who have made substantive contributions to the study

AUTHORS CONTRIBUTION

Describe the author's contribution to this work and the contributions of all authors must be described

FUNDING

The author explains all sources of funds in the preparation of this article.

CONFLICT OF INTEREST

Authors should make a conflict of the interest disclosure statement or a declaration that they do not have any conflicts of interest.

REFERENCES

Bibliography writing should use the Mendeley reference management application. The writing format used follows the Vancouver format (superscript). Only references cited in the text of the article are included in the bibliography.

Example:



This work is licensed under a Creative Commons Attribution Non-Commercial 4.0 International License
