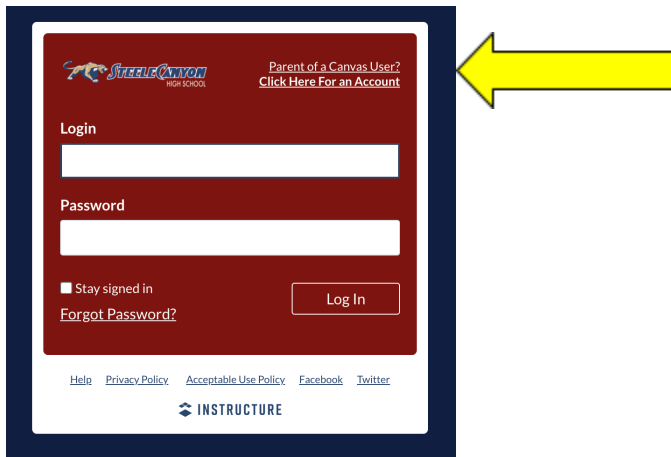


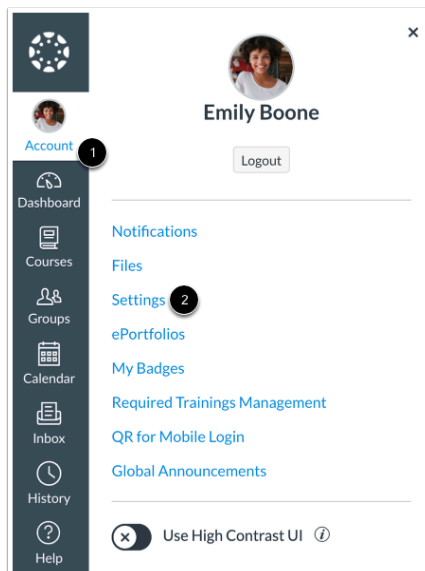
How do I monitor how my child is doing in Canvas?

Parent Steps

1. Go to schscougars.instructure.com/login/canvas
2. Click the top right "Click here for an account"

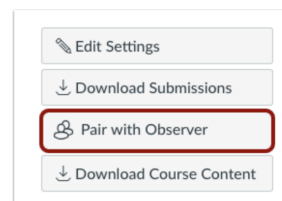


3. Enter your information and ask your child for a pairing code.
4. Student logs into Canvas and clicks on Account, then Settings.



5. Next, click Pair with Observer and give the code to your parent/guardian:

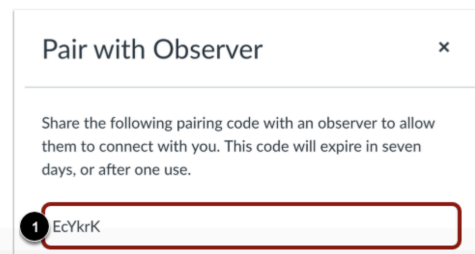
Pair with Observer



Click the **Pair with Observer** button.

Note: If the Pair with Observer button doesn't display in your User Settings, please contact your institution for assistance with pairing with an observer.

Copy Pairing Code



5. Set up your preferences for notifications

Canvas Parent App

1. Click Find School
2. Type schscougars.instructure.com
3. Sign in
4. You can add students by using the pairing code

Watch the steps here in our parent/student training course as well:

https://schscougars.instructure.com/courses/498/pages/parent-essentials-connecting-parents?module_item_id=9725