








**GRADES 1 to 12
DAILY LESSON LOG**

School:	Visit DepEdResources.com for More	Grade Level:	VI
Teacher:	File created by Ma'am MONA LIZZA S. BARCELO	Learning Area:	MAPEH (MUSIC)
Teaching Dates and Time:	MARCH 18 - 22, 2024 (WEEK 8)	Quarter:	3 RD QUARTER

	MONDAY	TUESDAY	WEDNESDAY	THURSDAY	FRIDAY
I. OBJECTIVE/S	MUSIC	MUSIC	MUSIC	MUSIC	MUSIC
A. Content Standard			Demonstrates understanding of the concept of timbre through recognizing musical instruments aurally and visually.	Demonstrates understanding of the concept of timbre through recognizing musical instruments aurally and visually.	Demonstrates understanding of the concept of timbre through recognizing musical instruments aurally and visually.
B. Performance Standard			Aurally determines the sound of a single instrument in any section of the orchestra.	Aurally determines the sound of a single instrument in any section of the orchestra.	Aurally determines the sound of a single instrument in any section of the orchestra.
C. Learning Competencies (write the LC Code)			Identifies visually and aurally the instrument sections of the Western orchestra MU6TB-IIIId-1	Distinguishing aurally the sound of each section of the Western Orchestra .MU6TB-IIIId-e-2	Identifies the characteristics of each instrument in each section of the instrument. MU6TB-IIIId-3
II. CONTENT			Introduction of Musical Instruments	Introduction of Musical Instruments	Introduction of Musical Instruments
III. LEARNING RESOURCES					
A. References					
1. TG/CG pages			21 st Century Mapeh in Action 6	21st Century Mapeh in Action 6	21st Century Mapeh in Action 6
2. Learner's Materials pages					
3. Textbook pages			pp.51-53	pp.51-53	. pp.51-53
4. Materials downloaded from LRMS					
B. Other Learning Materials			Manwal ng Guro Umawit at Gumuhit 6 Valdecantos.Emelita C. 1999 pp. 47-48	Manwal ng Guro Umawit at Gumuhit 6 Valdecantos.Emelita C. 1999 pp. 47-48	Manwal ng Guro Umawit at Gumuhit 6 Valdecantos.Emelita C. 1999 pp. 47-48
IV. PROCEDURES					
A. Reviewing previous lesson and presenting new lesson				What is the classification of musical instruments?	

					 <p>Give the characteristics of the ff instruments.</p>
<p>B. Establishing a purpose for the lesson</p>			<p>Do you like playing musical instruments? What instruments do you want to play?</p>	<p>Groupings. Form 4 groups. Each group will be assigned to a musical classification. They will write as many musical instruments that they know.</p>	<p>How do we play instruments in the percussion family? String? Brass? Woodwind?</p>
<p>C. Presenting examples/instances of the lesson</p>			<p>Let the students write as many musical instruments that they know. Original File Submitted and Formatted by DepEd Club Member - visit depedclub.com for more</p>	<p>Discuss the different classifications of musical instruments according to each picture.</p>  	<p>Groupings. Form 2 groups. Each will imitate how to play the said instrument while the other group will identify the instrument and its kind.</p> <ol style="list-style-type: none"> 1. Snare Drum 2. Triangle 3. Flute 4. Harp 5. Maracas



D. Discussing new concepts and practicing new skills #1

Identify the instruments according to their classification. Write whether string, woodwind, brass or percussion.





1. 
2. 
3. 




The teacher will enumerate instruments and the pupils will give the sound of each instrument.

1. Flute
2. Drums
3. Triangle
4. Maracas
5. Violin

Classification of Instruments

1. String-are instruments that are plucked or bowed and often referred to as the backbone of the orchestra. Ex. Violin cello double bass and harp.
2. Woodwind-produce music when musicians blow the mouthpiece. Ex. Piccolo flute oboe clarinet bassoon
3. Brass-are used to produce sound by means of blowing. They are made of brass metal. Ex. Trumpet, trombone, French horn, Tuba.
4. Percussion- are played by striking the instrument with sticks or hammers while others through shaking or rubbing like maracas. Ex.

			<p>4. </p> <p>5. </p>		<p>Timpani, snare drum, bass drum</p>
<p>E. Discussing new concepts and practicing new skills #2</p>			<p>What are the classifications of musical instruments?</p> <ol style="list-style-type: none"> 1. String 2. Woodwind 3. Percussion 4. Brass 	<p>Let the students give the different sound produce by instruments through Hula Bira game.</p> <ol style="list-style-type: none"> 1. Trumpet 2. Harp 3. Timpani 4. Cymbals 5. Tuba 6. Bass drum 7. French horn 8. Clarinet 9. Piccolo 10. cello 	<p>Identify how the following instruments are played.</p> <ol style="list-style-type: none"> 1. Bass drum 2. Tuba 3. Oboe 4. Harp 5. Violin 6. Timpani 7. Clarinet 8. Trumpet 9. Maracas 10. Bassoon
<p>F. Developing mastery (lead to formative assessment 3)</p>			<p>Give the sounds of the following musical instruments. Name the following instruments.</p> <p>1.</p>  <p>2.</p>	<p>The teacher will discuss the different sounds of the instruments.</p>  <p>(google)</p>	

			<p>3. </p> <p>4. </p> <p>5. </p>		
<p>G. Finding practical application of concepts and skills in daily living</p>					
<p>H. Making generalization and abstractions about the lesson</p>			<p>What is the classification of musical instruments?</p>	<p>How can we distinguish the different instruments according to its sounds?</p>	<p>Give the characteristics of the different instruments.</p>
<p>I. Evaluating learning</p>			<p>Identify the following according to their classification. Write W-woodwind, P-percussion, B-brass and S- for string.</p> <ol style="list-style-type: none"> 1. Trumpet 2. Harp 3. Timpani 4. Cymbals 5. Tuba 6. Bass drum 7. French horn 8. Clarinet 9. Piccolo 	<p>Match the sound corresponding to the instrument.</p> <p>A.</p> <ol style="list-style-type: none"> 1. trumpet 2. drum 3. flute 4. harp 5. tuba <p>B.</p> <ol style="list-style-type: none"> a. pluck the strings like guitar(harp) b. buzzing (trumpet) c. pop (drum) d. buzz(tuba) e. tootle-too(flute) 	<p>True or False</p> <ol style="list-style-type: none"> 1. Percussion instruments can be played by rubbing, striking.(T) 2. String instruments used to produce sound by blowing.(F) 3. Brass instruments can be played by plucked or bowed.(F) 4. Woodwind instruments can be played by blowing the mouthpiece.(T)

			10. cello		5. There are four classifications of instruments. (T)
J. Additional activities for application or remediation			Research on the different kinds of instruments.	Have a copy of the list of instruments according to its characteristics.	Study more about the different kinds of instruments.
V. REMARKS					
VI. REFLECTION	Assessing you as a teacher and analyzing the students' progress this week.				
A. No. of learners who earned 80% in the evaluation					
B. No. of learners who acquired additional activities for remediation who scored below 80%					
C. Did the remedial lessons work? No. of learners who have caught up with the lesson.					
D. No. of learners who continue to require remediation.					
E. Which of my teaching strategies worked well? Why did these work?					
F. What difficulties did I encountered which my principal can help me solve?					
G. What innovation or localized materials did I used/discover which I wish to share with other teachers?					