

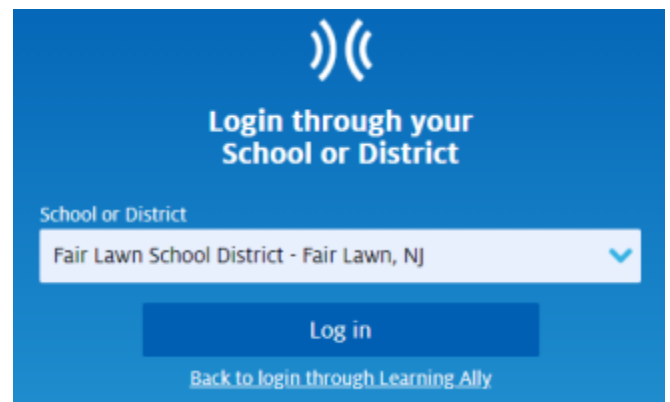
If using Your Own Device: Use this Link, read.learningally.org or select the MAC APP STORE, WINDOWS PCs or CHROME WEB STORE download the app. Launch the app.

If using a school desktop or laptop (not chromebook): Navigate to the School homepage, Under the “Students” tab select the *Important Links* then select the *Learning Ally* link and launch the app .

The image shows the Learning Ally Audiobooks login interface. It has a blue background with the Learning Ally logo at the top. Below the logo, it says "Let's go! Enter your Learning Ally username and password." There are two input fields: "Username" and "Password". Below these fields is a "Log in" button. At the bottom, there is a link that says "Log in through your school or district" which is highlighted with a red rectangle.

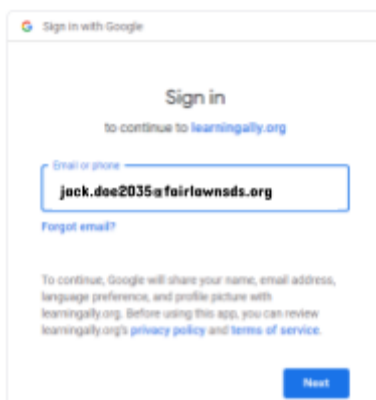
Students have access to SSO (Single Sign On via Google)

Select Log in through your school or district.

The image shows the "Login through your School or District" screen. It has a blue background with the Learning Ally logo at the top. Below the logo, it says "Login through your School or District". There is a dropdown menu labeled "School or District" with "Fair Lawn School District - Fair Lawn, NJ" selected. Below the dropdown is a "Log in" button. At the bottom, there is a link that says "Back to login through Learning Ally".

Type Fair Lawn to find it quickly

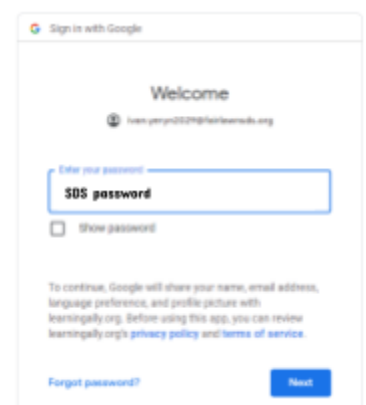
Select Log in

The image shows the "Sign in with Google" screen. It has a white background with the Google logo at the top. Below the logo, it says "Sign in to continue to learningally.org". There is an input field labeled "Email or phone" with "jack.doe2035@fairlawnsds.org" entered. Below the input field is a "Forgot email?" link. At the bottom, there is a "Next" button.


Add or Choose your Google account

Log into Learning Ally using your User ID: *first name.last name grad year@fairlawnsds.org* (example: Jack.doe2035@fairlawnsds.org)

Enter your password: ***SDS password***

The image shows the "Welcome" screen. It has a white background with the Google logo at the top. Below the logo, it says "Welcome" and "jack.doe2035@fairlawnsds.org". There is an input field labeled "Enter your password" with "SDS password" entered. Below the input field is a "Show password" checkbox. At the bottom, there is a "Next" button.

After initial authentication the app will open to the students' bookshelf.

In app activity is controlled by the  Menu on the upper right side of the screen.

Search for a book: select “Add books” and search by Author, Title or Keyword.

Load a book to your bookshelf: select “Update my books”

Download the book by clicking the  download button.

Read on your device by clicking  play after downloading.