

# Paper Mario:Origami King Any% Speedrun Guide

Quick notes before starting - you want to run in traditional Chinese for fastest text

Timing starts on pressing A on a new file and ends on the last text box from luigi(after peach arrives it's the 3rd text box)

All non-boss fights and early bosses up through turn 1 of rubber band have the final positions noted in pictures and bosses after that have the starting positions of each pattern noted due to those having multiple patterns

## TUTORIAL

Enter peach's castle on follow the hallway to cutscene

After all the text use 1,000 arms to free olivia then grab hammer in bottom right and break box for Exit

Follow hallway right and peek in hole to watch bowser be tortured poor bowser :(

Talk to bowser and break boxes on right for 1,000 arms then follow path up to the top of the castle

Tutorial fight then launched off castle

Take path down after getting out of tree to talk to olivia

Confetti routing - hit 3 flowers by step, hit tree, then 2 small bush things left of left tree and gather Confetti. Then hit 2 small bushes near right tree and finish confetti(if needed hit right tree)

Back to olivia and fill hole(3 confetti)

Pull olivia out then go to 1,000 arms and hit tree down.

Follow path right to next screen

Hit 2nd tree on top( next to a hole in the ground) for confetti bag

Continue right to vines

Pull right vine x3

Pull party vine and grab seed

For lost path just walk back into the loading zone 3 times then get on stump

Exit to the bottom right

Tutorial fight 2

Seed into water

Head back to tree for dancing and singing then exit top right

Hit top part of fence

Hidden box(after fence)

Forced bench

Tutorial fight 3

Defeat big goomba

Take top path to get cutscene by bridge then left to pull out shy guy in door

Check manhole

Head down to below building to 2nd goomba fight

Save 2nd red shy guy

open/take tube

Get hook

Walk back(pipe is slow)

Enter sewer

2nd hallway can jump over the hole at the top

Do 3rd hallway in the dark

Turn valve

Take pipe to castle

Save luigi

RED STREAMER

Save toad in tower

open bridge for toad

Just past the coin arrow get hidden block(fire flower)

smack dog toad

? block(iron boots)

get buy orb(3k)

left bush orb by save

catch big fish - slide left lone fish across 3

Slide 1 fish from the 2 across

Rotate to match then hammer nice

Avoid evil goomba

steal from shy guys - slide top left lone shy guy down 1 then rotate inner layer 3

take pipe to temple

Get hidden block after entering earth temple(fire flower)

knock over turtle wall

## EARTH VELLUMENTAL DUNGEON

Pillars at the start after save block you can jump from the 3rd to 5th at a proper height

You can avoid the koopa before the hole pillar by dodging at the top of the platform

2 confetti for pillar

? block(shiny hammer)

Avoid moving platforms(note to make the fast cycle on the group of 3 you need to jump from

The edge at the bottom around the 1st platform then jump around the 3rd platform

In spinning fire room use damage I-frames to dodge fire and take the quicker paths

Falling rock you can either dodge at the top or well positioned at the bottom



### EARTH VELLUMENTAL

1st turn - equip iron boots and shiny hammer  
shiny hammer nice

2nd turn turtle - outer ring left 2

Slide right arrow back 3 to outer ring, dead turn



3rd turn turtle - inner ring left 1

3rd ring right 3

Yes there is no arrow in front of mario and yes it's ok!

Shiny hammer great



1,000 arms

Exit tube

Climb back up mountain and avoid evil goomba

## STREAMER TOWER


Hit pencils out of elevator

Goomba fight - rotate back goomba 1 left

slide 2nd row in 1 to inner circle

rotate 3rd row goomba right 1

Use iron boots and normal hammer



Open fridge and hunt goomba

7 confetti for stairs

Try to open door on roof

### COLORED PENCILS

Turn 1 - ON switch, Shiny Hammer nice



Turn 2 - fire flower x2, if no +1 then do 2nd flower on next turn



Turn 3 - 1,000 arms



Turn 4 - boots(3 jumps)





Smash streamer

Exit tower down the stairs

Head to gondola

4 confetti for stairs

## AUTUMN MOUNTAIN

Hit fish toad(captain)

Note: if you can do station clip then do that if not then follow bobby stuff

Follow bobby

Find bobby by can dude spot

Jump off bridge after bobby

Go up mountain

Help bobby by chest

spike ball ambush - slide middle row to line up spiny's

Then slide top left row in line with other goomba's

nice hammer goomba's, great hammer spiny




Take pipe to bobby

Jump on goomba then hit tree to free bobby

Go down to spike area then back up to bobby on stump

Bobby ambush - jump normal boots



Head to water temple

## WATER VELLUMENTAL TEMPLE

? boxes on left side(shiny iron boots)

3 confetti

Watch for blue crab

Use pedestal, then back out and follow crab

Hit far wall for pow block

Blue crab fight - slide 2 middle blue across 1 each

Rotate to match colors

great shiny hammer blue, great hammer red



Head back to pipe puzzle

Grab fire flower while exiting

Dodge crabs on the way back to main area

Head to right side and avoid ambush crabs

Take left path and hammer dragon head

Enter door

Break crack in wall top left

Drop down and break wall

Crab ambush 2 - rotate inner circle to match up blues

Slide reds across 2 each

great hammer, great shiny hammer, great hammer, turtle



Exit up and break wall, then return to pedestal

Pipe puzzle 2(paying is .5 slower than solving the puzzle)

Right x2, up x2, left x2, down x2, right, up x2, left, down, right, up, right, down, left, up  
Right, down x2, left, up, left, down, right, up x2, left, down, right, down, right, insert piece

Grab 2 fire flowers before exiting

Take pipe to main hall

Enter dragon head

## WATER VELLUMENTAL

Turn 1 - x2, +1, shiny iron boots(4 jumps) and shiny hammer great



Turn 2 - x2 across 1st then rotate the rest  
x2, +1, shiny hammer great x2



Turn 3 - empty turn

Turn 4 - get heart, empty turn

BLOCK!!!!!!!!!!!!

Turn 5 - 1,000 arms



Exit temple

Take pipe

Fill lake with water dragon

Try to boat

Talk to monkey

Get sleeping dude and drop him off

Get can opener dude(can skip fight)

Ambush - iron boots, turtle(if you fail to skip fight)

Can food party and open can

Bring can to monkey

Back to boat

River slow thing(bathroom break 2:50)

SHOGUN STUDIOS

Buy commoner pass and enter

Follow goomba

Get tail in ? box after talking to goomba

Get straw

Go to staff room behind bushes

Get toad out of locker

Grab goomba head

Get shuriken on the way to mini-game

Go to shuriken game and on the way open the gate

Get 21 points for baseball

Go through gate and enter door 1

Give baseball and get bone

Use a mushroom and skip the shy guys to get to chain chomp faster

Go to chain chomp and put bone in bowl

Enter ninja attraction

## NINJA ATTRACTION

Pull ninja in chest then pull scroll

Run for top right corner to hammer wall and dodge ninja

Enter background building

4 confetti

Smack screw to free luigi

Smack luigi and get key

Dodge rats upstairs then drop down to door



Ninji ambush - rotate 3rd row 1 right  
 Rotate 4th row 1 right  
 Slide over lone ninji  
 use shiny iron boots x2, then tail



2nd wave - water dragon  
 3rd wave - slide middle row back 1  
 Rotate 2nd row left 1  
 Rotate 4th row left 1  
 Shiny iron boots x3



Run!!!!

Head to main studio across the bridge and use key

## RUBBER BAND

Turn 1 - ON switch and 1,000 arms



Turn 2 and 3 can be 7 different patterns(will add these in the future)

Main goal is to always attack from the 2 closest rings

Last phase aim lowish and to the left to grab

Hit blue streamer

Jump over chairs to leave

Top option on boat

Oily cutscene

Head back to shogun studios and take the 2 pipe

Go to captain toad and set sail

Sail straight to princess peach

## PRINCESS PEACH

Get HP UP from top of ship

Enter door

Check elevator

Go left and out window

Enter south door and grab ? box(flashy hammer)

up stairs and enter left door

Lever ambush - slide 2nd row spike in 1 to inner circle

Rotate lone shy guy into line

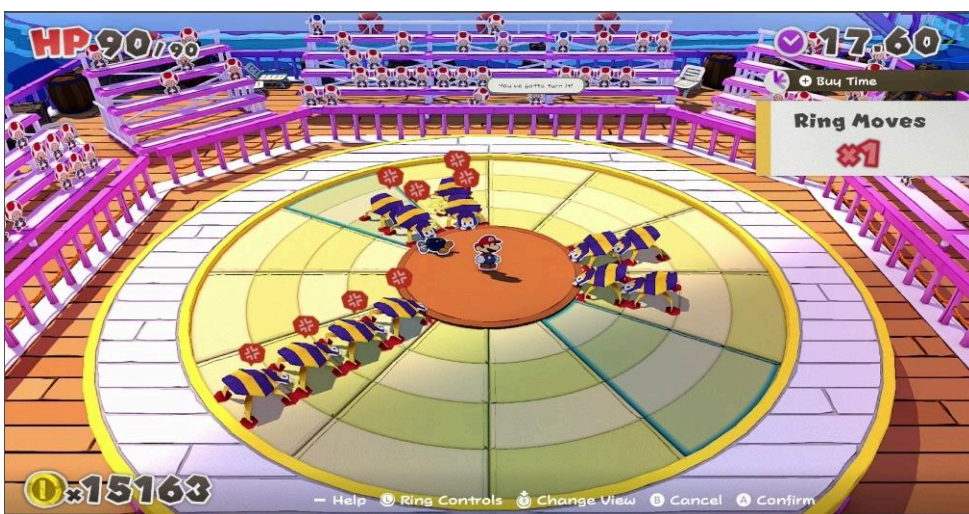
iron boots, equip flashy hammer, use great flashy hammer



Get lever

Head down stairs to energy room

Spider ambush - slide middle row to make 4 line  
Slide bottom 2 across and right across  
shiny iron boots, flashy hammer nice x2



Spider wave 2 - rotate 3rd row 4 left  
Rotate 4th row 4 left  
Slide bottom row across 2

shiny iron boots(boots have a chance to break before here.. Use iron boots and normal boots if this happens) and flashy hammer nice



2 confetti on machine  
Add lever then hammer x3

Exit energy room and dodge sniffts

Head right and enter main door then enter elevator

Get ? block(shiny iron boots)

Enter door left

Chest then back down elevator

Go left then out lounge window

Fight blooper

Exit princess peach and head back to olivia(sweetpaper valley)

Hammer olivia then enter cave

Talk to olivia, then bobby, then goomba for olivia

Break back right rock for 1,000 arms

Pull toad and take boot

## DESERT

Head to streamer then enter city

Head to hotel and talk to front desk

Go to professor's room and don't read book!

Talk to front desk

Get shiny flower and flashy hammer from teeter totter

Head to sun altar and fight mega pokey

Dig shiny spot

Dig jewel and do 1st tower

Dig jewel by boo's and waves

Dig jewel by water

Hotel ancient writing far right wall

Cheating sniffit - Fail 3(can win in 1st 3 but it's like a 5% chance), pay 1k, then snickering

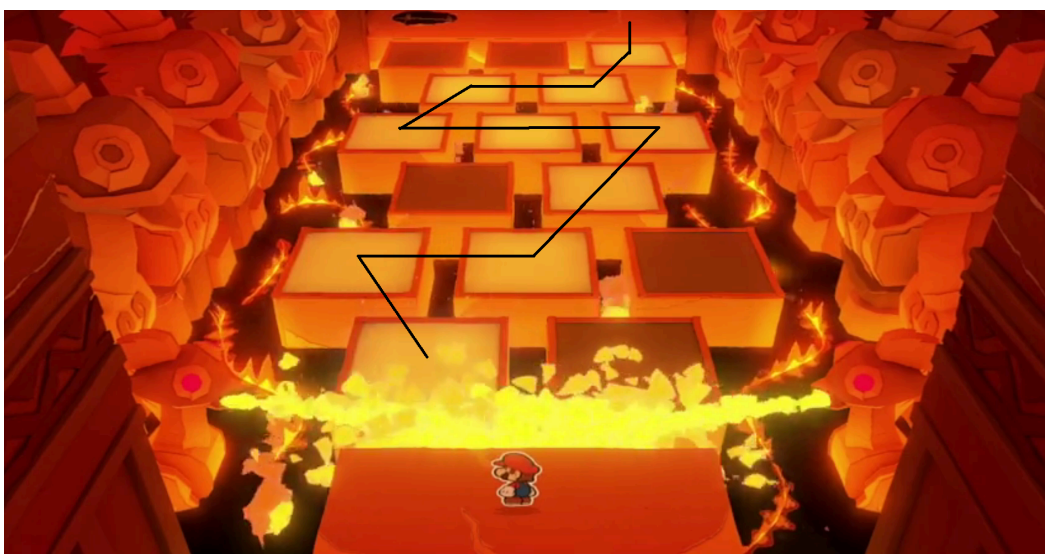
Enter hotel and go to suite

Exit city and head to bird statues

Face statues center then sing and dance my heart is burnin'

Enter temple

### FIRE VELLUMENTAL TEMPLE



Shy guy mini game thing

Enter door right then up

Cross fire path

Shy guy mini game 2

### FIRE VELLUMENTAL

Turn 1 - get either ON switch or chest, empty turn

Turn 2 - get other of ON switch or chest, empty turn

Turn 3 - iron boots

Turn 4 - iron boots

Turn 5 - get 50 heart, empty turn

Turn 6 - water dragon

Turn 7 - +1 and iron boots x2

Turn 8 - ON switch and 1,000 arms

Exit temple with gondola

Take left path from temple

Cactus jewel

Do tower stuff, fire bird 1st

Grab ? box between cactus(flashy iron boots)

Left path by city

Do tower stuff, fire bird 1st(yes to option)

Go to right path

Do tower stuff, fire bird 1st(yes to option)

Go to streamer and use turtle

Enter temple

## TOAD TEMPLE

Spider ambush - slide top left row back 2

Rotate 4th row 3 left

shiny iron boots x2



Dig bottom left sand for 1,000 arms

Read text

Then go to left side

3 confetti and 3 confetti



Beat up mummy goomba's

Save toad

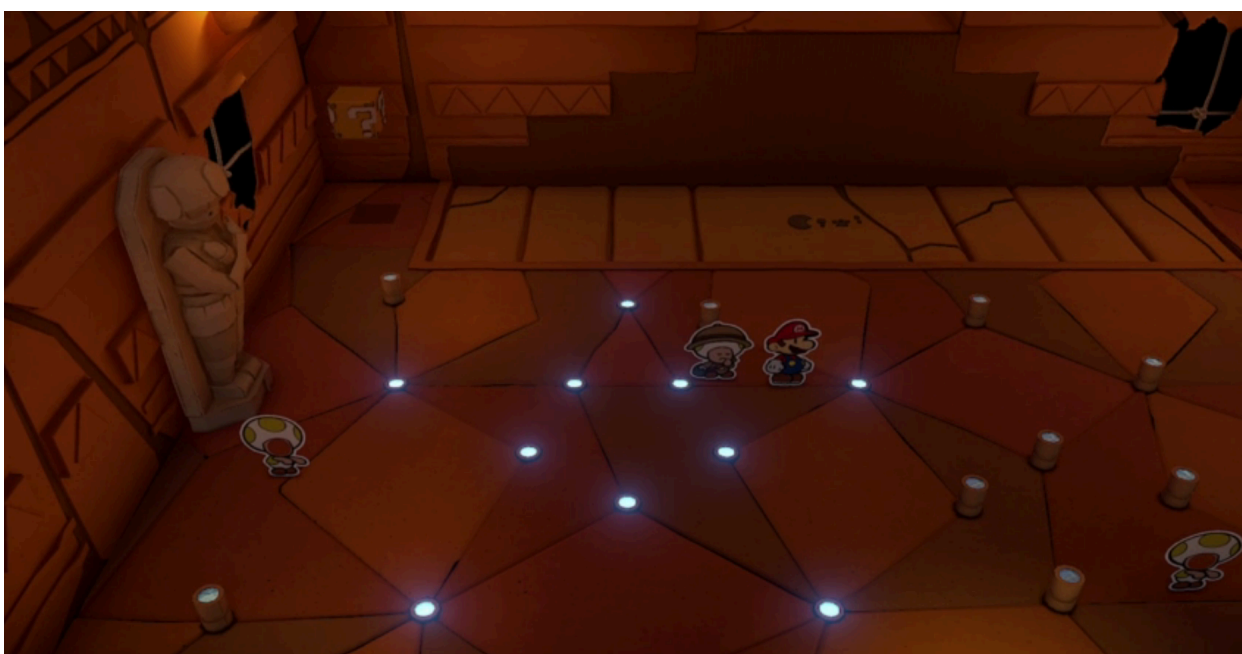
1, 4 ,2, 3

Pull toads

Behind 4th statue

Fill hole 2 confetti

Make star then save toads




Shy guy ambush - slide shy guy rows 1 across each

Rotate inner circle to match enemies

flashy hammer x2 greats



Stair ambush - slide top left row down 2  
Rotate 2nd row 3 left  
shiny iron boots, normal boots and hammer



Hit fire pedestal

Hit statue with disc then 1,000 arms

Hit button next to statue and take passage back to DJ

Start party then get 3 toads on right then 3 toads on left and take pipe

Back doorway then get toad and break right coffin

Go behind boo to chest toad

Make your way back to the dance floor and grab toads along the way

Top right N , then heart coffin, then middle moon

Open coffin and use star on spiders to save toads

Bottom left coffin for final toad then back to dance floor

If low hp then use mushroom before talking to DJ

cutscene(1:50)

## HOLE PUNCH

Turn 1 - get chest, empty turn

Turn 2 - get x2 and +1 then use flashy hammer x2(1 great and 1 excellent)

There are 6 patterns on turn 2.. 3 are listed below that work for this. If you get the others then do an empty turn to try to get a proper pattern

Pattern 1 - rotate top left attack spot right 3  
Slide +1 back 3



Pattern 2 - x2 back 3  
Rotate attack 4 right  
Rotate +1 6 to under the down arrow



Pattern 3 - inner ring left 5  
Slide +1 down 1  
Rotate +1 left 1



Turn 3 - turtle

Turn 4 - 1,000 arms

Hit yellow streamer

Exit upstairs

Head to sun altar and save the captain

Take 3 pipe to toad town

Go to boat and set out to sea!

### GREAT SEA



Go to bonehead island

Climb up on right

Grab ? box(shiny flower)

enter through left side



Hit button in center room then head upstairs for statue

Hammer statue then check

Exit and take boat

Go to crescent island

2 confetti then fish crab

Crab fight - slide far left crab back 1

Rotate 2nd row left 1

nice hammer x2



Use turtle to fix island and get mushroom handle

Go to mushroom island and hit the left tree then use fire bird

Talk to luigi in the back for diamond key

Go downstairs on the right and hit bookcase then jump off luigi to get book

Use 1,000 hands to free origami toad(left corner)

Leave mushroom island and go to diamond island

Take path on left to ice temple

## ICE VELLUMENTAL TEMPLE

Grab ? block(flashy iron boots) by entrance

Slide ice block in a circle around room

Fight hammer bros - rotate inner ring right 2

Slide big hammer bros in 1 to inner ring

Rotate inner ring left 1

shiny iron boots, equip flashy iron boots over iron boots and use



Make your way to the left path and solve slidy puzzle



Climb spiral staircase and skip 1st ice guy

Hammer the snowballs along the way

- snow spike fight - slide middle row back 4
- Rotate 2nd row right 1
- Slide middle row down 4
- flashy hammer x2 excellent





Solve slidy puzzle 2 and break rock for shiny ice flower



Heal if needed before ice bear fight

3 confetti

1st ? box (flashy mushroom only for safety)

2nd ? box (shiny fire flower)

## ICE VELLUMENTAL

Turn 1 - get chest and use fire flower

Turn 2 - ON switch and fire bird  
Turn 3 - ON switch and 1,000 arms  
Turn 4 - shiny fire flower  
Turn 5 - ON switch and fire bird  
Turn 6 - ON switch and 1,000 arms  
Turn 7 - follow maze to 1,000 arms

Exit to the right after fight

### POWER TRIAL

Use turtle to enter(1st option)

Stop the things falling at the proper time

Trial 1 - break blocks by jumping  
Trial 2 - break blocks with hammer  
Trial 3 - hit the nail  
Grab power orb

### WISDOM TRIAL

Use ice bear to enter(4th option)

Double mountain 山, 3, and 4 are true

Rest are false

Liar question - always the accuser of the "i'm telling the truth person"

### COURAGE TRIAL

Water dragon and ice bear(2nd then 4th options)

BEWARE of thwomp on 3rd trial

Head to tower

## Tower

Take right side the switch left at last platform for moving platforms

Take left path and use 1 confetti

And follow path down and around

Crab orb fight - rotate inner circle to match reds up

Slide top blue row down 2

Slide left blue row across 2

nice flashy hammer x2, nice hammer



Grab orb!!!!

Give orb to sad dragon

Go up stairs

2 confetti then take right path then go down the stairs and avoid crabs.

Go bottom then top to avoid spiny's

Break 2 in bottom right corner for fire flower

Slide left and late hit the breakable boulder to slide down middle





Pattern 2 - 2nd ring left 6  
3rd ring left 1  
Outer ring left 2



Pattern 3 - 3rd ring left 3  
Slide top attack spot up 1  
Then slide left down arrow down 2



Turn 3 - 1,000 arms

Turn 4+ try to fit in getting the on switch and chest

Then use fire bird and then 1,000 arms as you can

Use an empty turn as needed to get a better pattern

hit purple streamer

Top right - ice(4th option)

Top left - fire(3rd option)

Bottom left - water(2nd option)

Bottom right - turtle(1st option)

Take portal to spa

SHANGRI SPA

Talk to toad at front desk

Pay for spa board

Forced spa <.<

Get stamp for spa

? box legendary hammer(next to 1st spa)

Follow kamek and try to get to castle

Go back to 1st spa

Spa ambush - slide koopa row back 1

Rotate 2nd row left 1

Slide row back in place

equip legendary hammer, 3x great legendary hammer



Head to top right spa area and jump over back wall

Skip hammer bros throwing confetti over him

Use spa and get stamp

Head to forest and always follow kamek

After 2nd branch path get ? box(legendary iron boots) slightly south

Continue north

Plant ambush for 1,000 arms - slide center row right 2  
Rotate outer ring right 1  
Slide middle row to line up last plants  
flashy iron boots x2, then fire hammer



Wave 2 - rotate 3rd ring right 1  
Then line up remaining plants in a square  
Shiny fire flower and fire hammer



Wave 3 - rotate inner ring left 1



Slide bottom left plants across 2

Flashy boots, fire hammer the square, then kamek rng to finish the line



1,000 arms and climb tree

Hit 2 leaves for 1,000 arms

Go left up tree then right and get chased by chain chomp

Talk to toad in spa

Go left and around back of tree for 1,000 arms for plug

Hammer plug 3 times then take a spa

Get stamp then left to get back to main area

Go to south spa

Mash with normal boots and hammer. Rip goomba :(

Rotate inner ring right 2

Rotate 2nd ring left 2

Rotate 3rd ring right 1



Bring stamp card to front desk and get rainbow pass

Go to rainbow spot area to the left

Potentially dodge mole?

Try tube then head right

Cycles 2, 2 , and 1

SHY GUYS FINISH LAST

Aim to press on 2nd or 3rd on middle row to get 50's

Ring 1 - super simple just rotate and match the picture back up

Ring 2 - rotate to match up then slide to fix remaining ones out of place

Ring 3 - same as ring 2

Race 1, 2 , and 3 - keep track of who gets what place

Ninji's 1 and 2 - follow ninji's

ninji 3 - follow non-ninji's then place ninji's in the spot

Bath math 1 and 2 - keep track of goomba's in pool

Bath math 3 - if board has 7 then  $17+4=21$

If board has 8 then  $13+4=17$

No sudden death

## SUMO BROS

Turn 1 - aim to attack from the outer ring as that is usually the easiest and quickest

legend iron boots at enemy with ON switch

Turn 2 - turtle

Turn 3 - aim to attack from the outer ring as that is usually the easiest and quickest

legend iron boots at enemy with Fire bird

Turn 4 - fire bird

## BOWSER'S CASTLE

Enter castle

Up to bowser jr and then take right door while dodging everything

(note stay against bottom railing to avoid buzzybettle)

Follow kamek

Hammer olly picture wall and use 1,000 arms on right corner

Trek back to previous room after luigi

Shadow fight - rotate 2nd row left 6

Slide right guy across 1

Slide bottom 2 across 2

legend iron boots and legend hammer great



Dodge tall shadow guys

Shadow fight 2 - circle the kids long way for wave 2 and use flashy boots

Go through big door

HANDACONDA

Legend Hammer with x2 2 times then good luck!

SCISSORS

Turn 1 - chest and legend iron boots

Turn 2 - x2, legend hammer excellent

Turn 3 - chest

Turn 4 - x2, +1, legend iron boots x2

Turn 5 - legend hammer excellent

Turn 6 - legend hammer excellent

Turn 7 - if needed do normal hammer nice(only if you miss an excellent)

Hit green streamer

Save bowser

Walk to bowser's secret lair in main hall

Laser puzzle



Hit glowing button on left

Get on airship

cutscene (1min) after airship takes off

Left stick is bottom option

Don't forget to shoot the burning plane at the end!!

Climb the little boxes and knock down the pole

Run and follow the path

Try to open door and then get key from luigi car

Enter door to castle and follow hallway to your doom

Follow peach

cutscene(54 seconds)

Grab legend boots before going up stairs

Hammer back left tile and 2nd to top tile then use 1,000 arms on ceiling

Fire bros. Ambush - move 1 bro from each large line  
use flashy hammer x2 nice



Spike ambush - top right 2 across

Rotate 3rd row left 4

Slide across other 2

flashy iron boots x2, then bowser



1,000 arms from top

Go across origami path and hit chest from behind

1,000 arms white part

Follow path up the stairs

Avoid fortune tellers

Follow path then take the path up at the split and pull free the platform

Ice bros fight - rotate 3rd row 1st and match up the bottom left dudes

Then slide bottom left across 4

Rotate 3rd row to match up

Flashy iron boots x2



Take moving platform and use 1,000 arms on the way back right

1,000 arms to fix bridge

Avoid fortune tellers

Walk to other side of room and pull box

Take tube back and get to koopa on right and hammer them

Use 1,000 arms

Enter door and climb stairs

Hammer bros ambush - rotate 3rd row right until big koopa is 1 left of little ones

Slide bottom row down 2

Rotate 3rd row to match up

equip legend boots, use flashy iron boots, legend boots





1,000 arms to fix bridge

Jump around big koopa

Flashy shroom if needed on left

Hit olivia statue from top and tile near flashy shroom

1,000 arms - bottom left, then all top starting from right

Flashy shroom on top of big blocks if needed

Hit down olly statue(3 hits)

Hammer wall after door

STAPLER

Turn 1 - get chest, +1, shiny flower x2

Turn 2 - use 1,000 arms

Turn 3 - +1 and use shiny flowerx2

Turn 4 - aim for x2, +1, legend boots x2

Turn 5 - if not dead then should be nearly dead

### Pattern 1

X2 back 1, rotate +1 to bottom, then slide into outer ring



### Pattern 2

Slide the +1 up 4 then rotate x2 left 1



### Pattern 3

Slide arrow up 3 on mario's row, then rotate +1 in line with x2



Hit bowser!

OLLY

Phase 1 -

- Turtle - ice bear and 1,000 arms
- Fire bird - water dragon and 1,000 arms
- Ice bear - fire bird and 1,000 arms(ice maze)
- Water dragon - turtle and 1,000 arms

Phase 2 - big bowser fight just watch out for thwomp!

Phase 3 - puzzle time!



Yay!

Split after 3rd peach text box ending on luigi





