


See below for instructions on HOW to submit an assignment as a Google Doc.

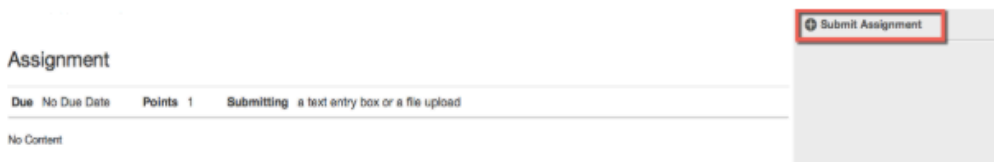
1. In Course Navigation, click the **Assignments** link.



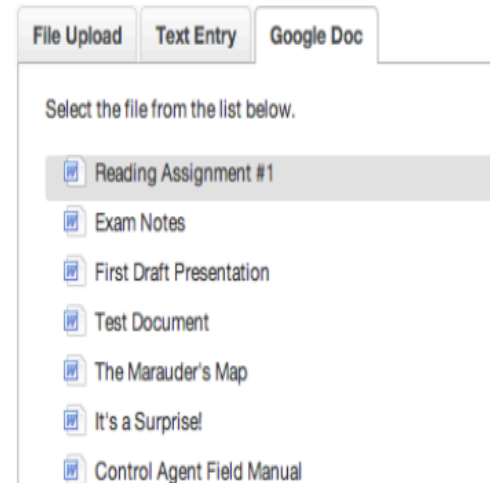
2. Click the assignment title to open the assignment.



3. Click the **Submit Assignment** link to open the submission window.



4. To upload a Google Doc to your assignment, select the file you wish to upload by clicking on the title. **Note:** Before you can submit assignments from Google Docs, you need to [authorize Canvas to access your Google Docs account](#).



5. Click the **Submit Assignment** button to submit your assignment.

