



WORKLOAD ASSESSMENT

PADUAN SUARA



SENDRATASIK EDUCATION STUDY PROGRAM
FACULTY OF LANGUAGES AND ARTS
UNIVERSITAS NEGERI SURABAYA

WORKLOAD ASSESMENT
Paduan Suara
Academic Year 2018/2019

Coordinator:

.....

Team:

Budi Dharmawanputra, S.Pd., M.Pd.

SENDRATASIK EDUCATION STUDY PROGRAM
FACULTY OF LANGUAGES AND ARTS
UNIVERSITAS NEGERI SURABAYA


CONTENTS

- A. Learning Activities Plan and Course Assessment
- B. Course Evaluation and Development
 - 1. Calculation of Student Workload
 - 2. Program Learning Outcomes (PLO)
 - 3. Course Learning Outcomes (CLO)
 - 4. Assessment of PLO

Appendices:

- 1. Assessment Rubric
- 2. Course Activities Records
 - a) Sample of Student Attendance
 - b) Course Log Book
 - c) Sample of Student Assignment
 - d) Sample of Mid-term and End-term Tests
 - e) Sample of Student's Answer to Assignment, Mid-term, and End-term Test

A. Lesson Plan and Course Assessment

 UNESA Universitas Negeri Surabaya	Universitas Negeri Surabaya Faculty of Languages and Arts Sendratasik Education Study Program					Document Code
Lesson Plan						
COURSE	Code	Cluster	Credits		Semester	Compilation Date
Paduan Suara	<...>	Penyajian Sendratasik	T=...	P=...	Gasal	2018
AUTHORIZATION		Lesson Plan Developer Budi Dharmawanputra, S.Pd., M.Pd.	Coordinator <name>		Head of Study Program Dr. Anik Juwariyah, M.Si.	
Program Learning Outcome (PLO)	PLO					
	PLO4	Mastering and applying the science of drama, dance, and music, based on their knowledge of study.				
	PLO10	Skilled in presenting drama, dance and music works of art, as well as applying performance knowledge.				
	Course Learning Outcome (CLO)					
	CLO1	Have a disciplined attitude and high responsibility in presenting the choir.				
	CLO2	Utilizing learning resources and ICT to support the design and implementation of choir lectures including literature studies to obtain data on choir forms and choir techniques, browsing the internet to obtain data on the latest choir practice patterns by downloading them on free sites or paid ones.				
	CLO3	Designing/composing/discussing/presenting/forming new patterns in the choir.				
Course Description	Understanding the characteristics of the choir, as well as mastering the basic skills of playing it including phrasing, intonation, articulation, and expression techniques, using choral songs with practical strategies.					

Learning Materials/ Topics	<ol style="list-style-type: none"> 1. Concept, purpose, benefitschoir 2. Various aspects of basic techniquechoir 3. Training methodchoir 4. Serving techniquechoir 	
References	Primary	<ol style="list-style-type: none"> 1. Drs. Slamet Raharjo. 1990. Teori Seni Vokal. Semarang: Media Wiyata 2. Pra Budidharma. 2001. Seri Pustaka Musik Farabi Metode Vokal Profesional. Jakarta: PT. Elex Media Komputindo 3. Agastya Rama Listya. 2007. A-Z Direksi Paduan Suara. Jakarta: Yayasan Musik Gereja di Indonesia 4. Agastya Rama Listya dan Poedji Soesila. 2008. Nusantara Persada. Jakarta: Yamuger 5. E.L. Pohan-Shn. 2008. 15 Menit Sebelum Latihan Paduan Suara. Jakarta: Yamuger 6. Karl Edmund Prier, SJ. 1983. Menjadi Dirigen Jilid II: Membentuk Suara. Yogyakarta: Pusat Musik Liturgi 7. Karl Edmund Prier, SJ. 1983. Menjadi Dirigen Jilid III: Membina Paduan Suara. Yogyakarta: Pusat Musik Liturgi
	Supplementary	<ol style="list-style-type: none"> 1.- 2.- 3.-
Lecturer(s)	Budi Dharmawanputra, S.Pd., M.Pd.	
Prerequisite	-	

Week	Learning Objectives	Assessment		Learning Activities and Time Allotment		Learning Sources	Scoring
		Indicators	Criteria/Form/Type	Offline	Online		
(1)	(2)	(3)	(4)	(5)	(6)	(7)	(8)
1	Students are able to explain the concepts, objectives, and benefits of choir lectures.	<ol style="list-style-type: none"> 1. Students can explain the concept of choral lectures 2. Students can explain the purpose of choral lectures 3. Students can explain the benefits of choir lectures 	Written test/oral test	<i>Direct instructions</i> Discussion <i>Brainstorming</i>	<i>Synchronous</i> Discussion <i>Brainstorming</i>	[1] [2] [3]	5
2	Students are able to explain choral techniques	<ol style="list-style-type: none"> 1. Students can explain the basic choral attitude techniques 2. Students can explain intonation techniques in choirs 3. Students can explain choral resonance techniques 4. Students can explain the phrasing technique in a choir 5. Students can explain articulation techniques in choirs 6. Students can explain the principles of harmony in the choir. 	Test Written test/oral test	<i>Direct instructions</i> Discussion <i>Brainstorming</i>	<i>Asynchronous</i> Discussion <i>Brainstorming</i>	[1] [2] [3]	5
3	Students are able to apply choral techniques	<ol style="list-style-type: none"> 1. Students are able to apply basic chorus technique 2. Students are able to apply deep intonation techniques choir 3. Students are able to apply resonance techniques choir 4. Students are able to apply the phrasing technique in a choir 5. Students are able to apply articulation techniques in choirs 6. Students are able to apply the principles of harmony in the choir 	Action test	<i>Direct instructions</i> Performance practice	<i>Synchronous</i> Performance practice	[1] [2] [3] [4] [5]	5

4	Students are able to apply choral techniques	<ol style="list-style-type: none"> 1. Students are able to apply basic choral technique 2. Students are able to apply deep intonation techniques choir 3. Students are able to apply resonance techniques choir 4. Students are able to apply the phrasing technique in a choir 5. Students are able to apply articulation techniques in choirs 6. Students are able to apply the principles of harmony in the choir 	Action test	Direct instructions Performance practice	Synchronous Performance practice	[1] [2] [3] [4] [5]	5
5	Students are able to design the application of various technical aspects choir based on practice material and song repertoire choir into the form of a scheduled training process.	<ol style="list-style-type: none"> 1. Students are able to design basic engineering training materials choir based on literature. 2. Students are able to apply various aspects of basic techniques choir based on training materials into the form of independent and group exercises. 	Product Rating	Project based learning 1. Determination of Fundamental Questions a. Delivering the learning objectives as follows "Students are able to instrument various aspects of basic choral techniques based on training materials into the form of independent and group exercises".	Project based online learning 1. Determination of Fundamental Questions a. Delivering the learning objectives as follows "Students are able to instrument various aspects of basic choral techniques based on training materials into the form of independent and group exercises".	[1] [2] [3] [4] [5]	5
6	Students are able to instrument various aspects of basic techniques choir based on training materials into the form of independent and group exercises.	<ol style="list-style-type: none"> 1. Students are able to instrument practice materials choir into the form of scheduled exercises independently and in groups. 	Product Rating	b. Doing brainstorming with students to determine the training materials to be evaluated	b. Doing brainstorming with students to determine the training materials to be evaluated	[1] [2] [3] [4] [5]	5
7	Students are able to instrument various aspects of basic techniques choir based on training materials into the form of independent and group exercises.	<ol style="list-style-type: none"> 1. Students are able to demonstrate the results of the exercise choir scheduled independently and in groups based on training materials. 	Product Rating	2. Design and development/ Design and development	2. Design and development/ Design and development	[1] [2] [3] [4] [5]	5

				<p>Establish a choir practice model</p> <p>3. Arrange a Schedule (Create a Schedule) Make a schedule for the implementation of project activities</p> <p>4. Monitoring Carry out progress checks on the results that have been carried out.</p> <p>5. Testing the Results (Assess the Outcome) Students present the results of the exercises that have been done.</p> <p>6. Evaluate the Experience Revised/Revised Provide opportunities for students to revise projects based on input from lecturers and colleagues</p> <p>7. Publish/Publication Creating/determining the platform used in the publication of basic choir technique practice results</p>	<p>Establish a choir practice model</p> <p>3. Arrange a Schedule (Create a Schedule) Make a schedule for the implementation of project activities</p> <p>4. Monitoring Carry out progress checks on the results that have been carried out</p> <p>5. Testing the Results (Assess the Outcome) Students present the results of the exercises that have been done.</p> <p>6. Evaluate the Experience Revised/Revised Provide opportunities for students to revise projects based on input from lecturers and colleagues</p> <p>7. Publish/Publication Creating/determining the platform used in the publication of basic choir technique practice results</p>	
--	--	--	--	---	--	--

8	UTS (Mid Semester Examination)		Practice Test	[2 x 50 minutes]	[2 x 50 minutes]	[1], [2], [3], [4], [5], [6], [7]	10
9	Students are able to develop their ability to play music by applying various aspects of choral techniques through the presentation of repertoire/songs.	1. Students are able to present a repertoire/song by developing basic stance technique skills both individually and in groups, in the form of a choral presentation.	Product Rating	Project Based Learning Determination of Fundamental Questions Conduct discussions and convey the learning objectives as follows "Students are able to develop their ability to play music by applying various aspects of choral techniques through the presentation of repertoire/songs". Delivering the output of learning objectives Establish a project end schedule	Project Based Online Learning 1. Determination of Fundamental Questions (Synchronous) a. Conduct discussions and convey the learning objectives as follows "Students are able to develop their ability to play music by applying various aspects of choral techniques through the presentation of repertoire/songs". b. Delivering the output of learning objectives c. Establish a project end schedule	[1] [2] [3] [6] [7]	5
10	Students are able to develop their ability to play music by applying various aspects of choral techniques through the presentation of repertoire/songs.	1. Students are able to present a repertoire/song by developing their intonation technique skills both individually and in groups, in the form of a choir presentation.	Product Rating			[1] [2] [3] [6] [7]	5
11	Students are able to develop their ability to play music by applying various aspects of choral techniques through the presentation of repertoire/songs.	1. Students are able to present repertoire/songs by developing articulation technique skills both individually and in groups, in the form of choir performances.	Product Rating		Design and development/ Design and development Providing opportunities for students to define a training model that will be used to develop their singing/playing abilities in the form of a choir.	[1] [2] [3] [6] [7]	5
12	Students are able to develop their ability to play music by applying various aspects of choral techniques through the presentation of repertoire/songs.	1. Students are able to present a repertoire/song by developing the ability to phrasing techniques both individually and in groups, in the form of a choral presentation.	Product Rating		2. Design and development / Design and development (Asynchronous) Providing opportunities for students to define	[1] [2] [3] [6] [7]	5

13	Students are able to develop their ability to play music by applying various aspects of choral techniques through the presentation of repertoire/songs.	1. Students are able to present a repertoire/song by developing resonant technique skills both individually and in groups, in the form of a choral presentation.	Product Rating	<p>Arrange a Schedule (Create a Schedule) Create a project completion timeline Guiding students in developing their ability to sing/play instruments.</p>	<p>a training model that will be used to develop their singing/playing abilities in the form of a choir.</p> <p>3. Arrange a Schedule (Create a Schedule) (Synchronous)</p> <p>a. Create a project completion timeline</p> <p>b. Guiding students in developing their ability to sing/play instruments.</p>	[1] [2] [3] [6] [7]	5
14	Students are able to develop their ability to play music by applying various aspects of choral techniques through the presentation of repertoire/songs.	1. Students are able to present repertoire/songs by developing sound/sound blending techniques skills both individually and in groups, in the form of a choral presentation.	Product Rating	<p>Monitoring Carry out progress checks on the results that have been carried out</p> <p>Testing the Results (Assess the Outcome) Students present the results of the exercise and presentation of the choir that has been carried out.</p>	<p>a. Create a project completion timeline</p> <p>b. Guiding students in developing their ability to sing/play instruments.</p>	[1] [2] [3] [6] [7]	5
15	Students are able to develop their ability to play music by applying various aspects of choral techniques through the presentation of repertoire/songs.	1. Students are able to present a repertoire/song by developing their ability to interpret dynamic techniques both individually and in groups, in the form of a choral presentation.	Product Rating	<p>Evaluate the Experience Revised/Revised Provide opportunities for students to revise projects based on input from lecturers and colleagues.</p> <p>Publication Create/define the platform used in the publication of rehearsal results and presentation of repertoire/choral songs</p>	<p>4. Monitoring Carry out progress checks on results that have been carried out synchronously and asynchronously in Vinesa</p> <p>5. Testing the Results (Assess the Outcome) Students present the results of the choir practice and presentation that have been carried out synchronously.</p> <p>6. Evaluate the Experience</p>	[1] [2] [3] [6] [7]	5

					<p>Revised/Revised (Asynchronous) Provide opportunities for students to revise projects based on input from lecturers and colleagues.</p> <p>7. Publication Create/define the platform used in the publication of rehearsal results and presentation of repertoire/choral songs.</p>		
16	UAS (Final Semester Examination)		Practice Test			[1], [2], [3], [4], [5], [6], [7]	20

B. Course Evaluation and Development

1. Calculation of Student Workload

Credit Unit (CU)	ECTS	Meeting Hours	Structured Assignments	Independent Study
2 CU		hours	hours	hours

2. Program Learning Outcome (PLO)

PLO4 Mastering and applying the science of drama, dance, and music, based on their knowledge of study.

PLO10 Skilled in presenting drama, dance and music works of art, as well as applying performance knowledge.

3. Course Learning Outcome

CLO1 Have a high attitude of discipline and responsibility in represent the chorus.

CLO2 Utilizing learning resources and ICT to support the design and implementation of choir lectures including literature studies to obtain data on choir forms and choir techniques, browsing the internet to obtain data on the latest choir practice patterns by downloading them on free sites or paid ones.

CLO3 Designing/ compiling/ discussing/ presenting/forming new patterns in choir.

CLO4 Having knowledge about choirs, skills in playing choirs with various techniques at the basic level, and being able to present choir performances.

4. Assessment of PLO

STUDENT PERFORMANCE

UNDERGRADUATE SENDRATASIK EDUCATION STUDY PROGRAM

COURSE : Paduan Suara

CLASS :

CREDIT : 2

ACADEMIC YEAR : 2018 – 2019

PROGRAM STUDI S1 Pendidikan Seni Drama, Tari Dan Musik
 DAFTAR NILAI MAHASISWA
 Mata Kuliah : Paduan Suara
 Kelas : 2018A
 Tahun Ajaran : 2018/2019 Gasal

Original data :



Keterangan :

1. Komponen nilai yang diisi hanya : Part, Tugas, UTS dan UAS
2. Nilai UAS mahasiswa dengan kehadiran dibawah 73.3% (kolom dg warna merah) tidak akan disimpan
3. Jangan merubah apapun di dokumen ini kecuali pada point nomer satu di atas.
4. PPTI / BAAK tidak menerima file nilai untuk diupload. Proses upload nilai dilakukan oleh dosen pengampu yang bersangkutan.

No	NIM	Nama Mahasiswa	Angkatan	Kehadiran	Part	Tugas	UTS	UAS	NA	Huruf	Pakai
1	15020134107	YASINTHA NGALE ACONG	2015	73.33%	70	85	84	85	81.8	A-	1
2	15020134113	NANDA HARTIN DWI LESTARI	2015	73.33%	70	85	65	84	77.7	B+	1
3	18020134002	PUTRI NOVANICHA	2018	93.33%	90	85	75	84	83.7	A-	1
4	18020134003	FAROSYATHUL IRDIANA	2018	93.33%	90	85	85	84	85.7	A	1
5	18020134005	AUGUSTA ALFIA NURROZA	2018	93.33%	90	85	85	86	86.3	A	1
6	18020134010	ARUM DEWI PUSPITASARI	2018	100%	95	85	85	86	87.3	A	1
7	18020134015	BAYU AJI WICAKSONO	2018	100%	95	85	72	85	84.4	A-	1
8	18020134017	TOMAS SRI DAMEI	2018	100%	95	85	84	85	86.8	A	1
9	18020134018	NADYA PRIMESWARI SIYUNITA	2018	93.33%	90	85	85	87	86.6	A	1
10	18020134020	DHANI FEBRI ARTANTO	2018	93.33%	90	85	65	85	82	A-	1
11	18020134024	NARINDRA QONITA	2018	93.33%	90	85	85	86	86.3	A	1
12	18020134029	ADELLIA PRATIWI	2018	100%	95	85	84	87	87.4	A	1
13	18020134032	VENANSIUS ALDHO ARIYARSO	2018	100%	95	85	80	83	85.4	A	1
14	18020134035	RINENDA HAYU ANINDITA	2018	20%	20	0	0	0	4	E	1
15	18020134038	HARINTAYOGA ADHI PRATAMA	2018	100%	95	85	78	87	86.2	A	1
16	18020134040	VICTOR BINTANG GEMILANG	2018	100%	95	85	75	86	85.3	A	1
17	18020134041	EGA PUTRA ANUGERAH ICHYA MUKTI	2018	93.33%	90	85	84	85	85.8	A	1
18	18020134043	FERNANDA BAGUS FAHRIZAL RAFI	2018	86.67%	85	85	80	84	83.7	A-	1
19	18020134045	LINTANG ASMORO AJI	2018	86.67%	85	85	80	82	83.1	A-	1
20	18020134048	OKTAVIANUS GEDION ANDI PRADANA	2018	93.33%	90	85	84	82	84.9	A-	1
21	18020134052	REYNALDO ADRIAN MUDA SIABAT	2018	73.33%	70	85	78	83	80	A-	1
22	18020134058	RIKI RAHMAT DINATA	2018	93.33%	80	85	55	56	69.3	B-	1
23	18020134067	SEPTIAN BRAHMATYA YUDHA	2018	100%	95	85	83	82	85.7	A	1
24	18020134069	NUZULA LAILA ROMADHAN	2018	33.33%	30	0	0	0	6	E	1
25	18020134071	ANTONIUS FRANS ARI SANDRIAWAN	2018	100%	95	85	85	86	87.3	A	1
26	18020134081	ACHMAD SYAIFUDDIN NOVIANSYAH	2018	100%	95	85	80	85	86	A	1
27	18020134082	MOHAMMAD KHOLIDI EFENDI	2018	20%	20	0	0	0	4	E	1
28	18020134085	IQBAL MUHAMMAD SYAHRIZAL MAULANA	2018	86.67%	85	85	78	85	83.6	A-	1
29	18020134086	FIKRRY NIRWANNANDA PRIESTIANA PUTRA	2018	93.33%	90	85	85	82	85.1	A	1
30	18020134089	BRIAN KALLA PRATAMA	2018	93.33%	80	85	55	58	69.9	B-	1
31	18020134090	TABAH LUH PENATAS	2018	86.67%	85	85	85	86	85.3	A	1
32	18020134093	VANANDA DWI PUSPITA	2018	100%	95	85	83	85	86.6	A	1
33	18020134094	DEVINA PUSPITASARI	2018	100%	95	85	80	84	85.7	A	1
34	18020134096	RISMI SEKAR AGUSTINE	2018	100%	95	85	85	85	87	A	1

Assessment Plan

RPS 022	<Course Name>	PLO 1	PLO 2	PLO 5	PLO 7	PLO 8
1	A5. Students are able to show honest, responsible, caring, and independent characters in financial management work activities at companies and as entrepreneurs.	0	0	0	0	Participation
2	C4. Students are able to properly relate the basic concepts of financial management with science and technology and financial information.	Mid-term Exam, Participation	0	Assignment	End-term Exam	0
3	C3. Students are able to make strategic decisions well based on analysis of financial information and data.	0	End-term Exam, Participation	0	End-term Exam, Assignment	0

Student Performance

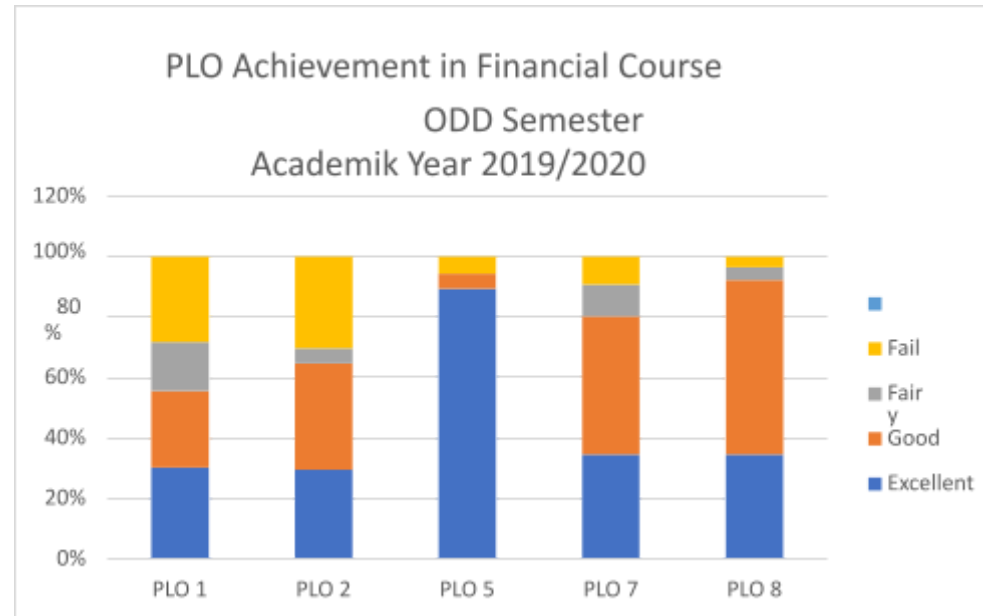
	Scoring	PLO 1	PLO 2	PLO 5	PLO 7	PLO 8	Total
Participation	20%	7%	7%	0%	0%	7%	20%
Assignment	30%	0%	0%	15%	15%	0%	30%
Mid-term Examination	20%	20%	0%	0%	0%	0%	20%
End-term Examination	30%	0%	15%	0%	15%	0%	30%
		27%	22%	15%	30%	7%	100%

Student Performance

	PLO 1	PLO 2	PLO 3	PLO 5	PLO 7	PLO 8
Excellent	43	42	0	127	49	49
Good	36	50	0	7	65	82
Fair	23	7	0	0	15	6
Fail	40	43	0	8	13	5
	142	142	0	142	142	142

Student Performance

	PLO 1	PLO 2	PLO 5	PLO 7	PLO 8
Excellent	30%	30%	89%	35%	35%
Good	25%	35%	5%	46%	58%
Fair	16%	5%	0%	11%	4%
Fail	28%	30%	6%	9%	4%



APPENDICES

APPENDIX 1 ASSESSMENT RUBRIC

Course Assessment

A. Assessment Rubric

1) Attitudes/Affective Domain

In this domain, the evaluation of student participation in class includes communication skills, discipline and responsibility. The rubrics used are as follows:

Criteria	Score
Communicate effectively, appreciate others' opinions; always attend the class on time; always submit the assignment on time; and always participate in the completion of group assignment	$85 \leq SA \leq 100$
Communicate effectively, appreciate others' opinions; 80% of attendance; submit 90% of the assignment; and often participate in the completion of group assignment.	$70 \leq SA < 85$
Communicate ineffectively, appreciate others' opinions; 75% of attendance; submit the 70% of assignment on time; and participate in the completion of group assignment.	$55 \leq SA < 70$
Communicate ineffectively, do not appreciate others' opinions; rarely attend the class; rarely submit the assignment; and rarely participate in the completion of group assignment	$\leq SA < 55$

2) Knowledge/Cognitive Domain

The students' knowledge is assessed through assignments (individual and group) and tests (mid-term and End-term tests).

a. Assignment Rubric

The criteria of assignment according to Assignment Rubrics:

No	Aspects	Max. Score
1	Finding the financial data: a. Data collected from reputable source, i.e. Indonesian Capital Market (www.idx.co.id) (Excellent = 3, Good = 2, Fair = 1)	3

	Finding the financial data: b. Financial data is an audited Annual Report for the observed: (Excellent = 3, Good = 2, Fair = 1)	3
2	Calculate data a. Choose the correct formula (Excellent = 3, Good = 2, Fair = 1)	3
	Calculate data b. Correct calculation and result (Excellent = 3, Good = 2, Fair = 1)	3
3	Description of the calculation result Make a description about the calculated result and explain the meaning of the calculation result (Excellent = 3, Good = 2, Fair = 1)	3
4	Conclusion Make a conclusion including a suggestion for a better performance for the company according to the analysis (Excellent = 3, Good = 2, Fair = 1)	3
5	Assignment result paper a. Systematic report (Excellent = 3, Good = 2, Fair = 1)	3
	Assignment result paper b. Language use (Excellent = 3, Good = 2, Fair = 1)	3
	Assignment result paper c. Presentation (Excellent = 3, Good = 2, Fair = 1)	3

b) Test (mid-term and End-term tests)

The criteria of mid-term and End-term tests in this course are:

1. The ability to give answers correctly according to the key and rubrics;
2. The ability to provide robust argumentation according to theory;
3. The ability to provide systematic explanations; and
4. The ability to apply the essential concepts in a particular situation comprehensively .

B. Universitas Negeri Surabaya's Grading System

University students are considered to be competent and pass if at least get 40% of the maximum End-term grade. The End-term grade (NA) is calculated based on the following weight:

Assessment Components	Percentage
Participation (including attitudes/affective)	20%
Assignment	30%
Mid-term test	20%
End-term test	30%

Scoring Conversion

Scoring Interval (out of 100)	Point	Grade
$85 \leq NA \leq 100$	4.00	A
$80 \leq NA < 85$	3.75	A-
$75 \leq NA < 80$	3.50	B+
$70 \leq NA < 75$	3.00	B
$65 \leq NA < 70$	2.75	B-
$60 \leq NA < 65$	2.50	C+
$55 \leq NA < 60$	2.00	C
$40 \leq NA < 55$	1.00	D
$0 \leq NA < 40$	0	E

b. Sample of Course Log Book



KEMENTERIAN PENDIDIKAN, KEBUDAYAAN, RISET, DAN
TEKNOLOGI

UNIVERSITAS NEGERI SURABAYA

Kampus Ketintang

Jalan Ketintang, Surabaya 60231

T: +6231-8293484

F: +6231-8293484

laman: unesa.ac.id

email : bakpk@unesa.ac.id

Aktivitas Perkuliahan

Nama Matakuliah : Paduan Suara

Dosen :

BUDI DHARMAWANPUTRA

Kelas : 2018A

(197909032006041004)

Jadwal & Ruang : T11.01.04 (13.00 - 14.40) R.

No.	Tanggal	Pertemuan	Topik	Peserta	Status	Dosen
1	20-08-2018	Pertemuan ke 1	Pemaparan RPS dan Kontrak Perkuliahan	34	Terjadwal	Budi Dharmawanputra
2	27-08-2018	Pertemuan ke 2	Teknik pernafasan, intonasi, dan resonansi	31	Terjadwal	Budi Dharmawanputra
3	03-09-2018	Pertemuan ke 3	Teknik pernafasan, intonasi, dan resonansi	32	Terjadwal	Budi Dharmawanputra
4	10-09-2018	Pertemuan ke 4	Teknik vokalisasi dan artikulasi	28	Terjadwal	Budi Dharmawanputra
5	17-09-2018	Pertemuan ke 5	Teknik frasering, interpretasi tempo dan dinamika.	31	Terjadwal	Budi Dharmawanputra
6	24-09-2018	Pertemuan ke 6	Diatonic scale (tangga nada C, G, dan Fmayor)	31	Terjadwal	Budi Dharmawanputra
7	01-10-2018	Pertemuan ke 7	Diatonic scale (tangga nada C, G, dan Fmayor)	28	Terjadwal	Budi Dharmawanputra
8	08-10-2018	Pertemuan ke 8	Ujian Sub Sumatif (USS)	30	Terjadwal	Budi Dharmawanputra
9	22-10-2018	Pertemuan ke 9	Intonasi repertoar/Lagu	31	Terjadwal	Budi Dharmawanputra
10	24-10-2018	Pertemuan ke 10	Intonasi repertoar/Lagu	28	Ganti	Budi Dharmawanputra
11	29-10-2018	Pertemuan ke 11	Intonasi repertoar/Lagu	27	Terjadwal	Budi Dharmawanputra
12	05-11-2018	Pertemuan ke 12	Artikulasi lirik/syair Lagu	31	Terjadwal	Budi Dharmawanputra
13	12-11-2018	Pertemuan ke 13	Artikulasi lirik/syair lagu	29	Terjadwal	Budi Dharmawanputra
14	19-11-2018	Pertemuan ke 14	Dinamika dan Interpretasi Lagu	21	Terjadwal	Budi Dharmawanputra
15	26-11-2018	Pertemuan ke 15	Dinamika dan Interpretasi Lagu	29	Terjadwal	Budi Dharmawanputra

c. Sample of Mid-term Test



KEMENTERIAN RISET, TEKNOLOGI, DAN PENDIDIKAN TINGGI
UNIVERSITAS NEGERI SURABAYA
FAKULTAS BAHASA DAN SENI
JURUSAN SENDRATASIK
PROGRAM STUDI PENDIDIKAN SENDRATASIK

Kampus Lidah Wetan Surabaya
T/F: +62 31 7522876
info@fbs.unesa.ac.id
www.fbs.unesa.ac.id

Instrumen Validasi Soal UTS Semester Gasal Tahun Akademik 2018/2019

Program Studi : S1 Pendidikan Sendratasik
Nama Mata Kuliah : Paduan Suara
Angkatan : 2018A
Jumlah SKS : 2 SKS
Dosen Pengampu : Budi Dharmawanputra, S.Pd., M.Pd.
Hari dan tanggal pelaksanaan : Senin 08 Oktober 2018
Alokasi waktu pengerjaan : 100 menit (08.40-10.20 WIB)

Berikan tanda \surd (*contreng*) pada pilihan Ya/Ada atau Tidak!

No	Uraian	Pilihan	
		Ya/Ada	Tidak
A.	Ketentuan Umum		
1.	Soal ditulis di atas kertas A4 dengan kertas ber kop surat jurusan/prodi	\surd	
2.	Soal ditulis dengan Huruf Times New Roman 12 (spasi 1/1,5/menyesuaikan) / disesuaikan karakteristik mata kuliah	\surd	
B.	Identitas Soal		
1.	UTS / UAS semester Genap / Gasal Tahun	\surd	
2.	Nama mata kuliah	\surd	
3.	Angkatan	\surd	
4.	Kode mata kuliah	\surd	
5.	Jumlah SKS	\surd	
6.	Dosen Pengampu	\surd	
7.	Hari dan tanggal pelaksanaan	\surd	
8.	Alokasi waktu pengerjaan	\surd	
C.	Petunjuk Soal		
1.	Perintah/petunjuk soal/prosedur kinerja	\surd	
2.	Kejelasan perintah/petunjuk pengerjaan soal/prosedur kinerja	\surd	
D.	Isi Soal		
1.	Kesesuaian isi soal dengan materi RPS	\surd	
2.	Keruntutan soal sesuai dengan urutan materi RPS	\surd	
3.	Kesesuaian jumlah soal dengan alokasi waktu	\surd	
E.	Bahasa		
1.	Bahasa yang digunakan komunikatif	\surd	
2.	Menggunakan istilah-istilah teknis keilmuan	\surd	
F.	Penilaian		
1.	Rubrik / kriteria penilaian	\surd	
2.	Kunci jawaban / rambu-rambu kunci jawaban (pada lampiran terpisah dan ditunjukkan saja kepada validator)	\surd	

Keterangan:

- Tanda *) Coret yang tidak perlu ; Instrumen Validasi dilampiri RPS ; Validasi boleh dilakukan lebih dari satu kali sampai kriteria pilihan semuanya Ya/Ada ; Soal layak untuk digunakan jika semua pilihan dinyatakan Ya/Ada dan telah ditandatangani Validator (UPM) ; Soal layak disahkan dengan paraf Validator (UPM) pada bagian bawah kanan tiap lembar soal dan siap digunakan ujian serta diunggah oleh dosen pengampu mata kuliah ke laman SIKAD UNESA.
- Soal yang telah ditandatangani Validator (UPM)

Surabaya, 1 Oktober 2018
Validator (UPM) Jurusan Sendratasik

Dhani Kristiandri, S.Pd., M.Sn.
NIP. 197903102005011004



KEMENTERIAN RISET, TEKNOLOGI, DAN PENDIDIKAN TINGGI
UNIVERSITAS NEGERI SURABAYA
FAKULTAS BAHASA DAN SENI
JURUSAN SENDRATASIK
PROGRAM STUDI PENDIDIKAN SENDRATASIK

Kampus Lidah Wetan Surabaya
T/F: +62.31.7522876
info@fbs.unesa.ac.id
www.fbs.unesa.ac.id

Ujian Sub Sumatif Semester Gasal Tahun 2018/2019

Nama mata kuliah : Paduan Suara
Angkatan : 2018
Kode mata kuliah : 13314210
Jumlah SKS : 2 SKS
Dosen Pengampu : Budi Dharmawanputra, S.Pd., M.Pd.
Hari dan tanggal pelaksanaan : Senin, 08 Oktober 2018
Alokasi waktu pengerjaan : 100 menit

Kerjakan Soal dengan petunjuk sebagai berikut:

Mainkan 1 buah komposisi paduan suara sejenis berjudul “Indonesia Tumpah Darahku”
Aransemen: Isfanhari, berdasarkan jenis suara masing-masing dengan menerapkan teknik vokal secara komprehensif!

Penilaian didasarkan pada teknik vokal, meliputi:

1. Teknik pernafasan
2. Intonasi
3. Resonansi
4. Artikulasi
5. Frasering
6. Interpretasi

@@@ Selamat Mengerjakan @@@

RUBRIK ASPEK PENILAIAN

Teknik Pernafasan Diafragma	
Skor	Rubrik
4	Menghirup udara dengan mengaktifkan fungsi paru-paru dan diafragma secara optimal kemudian menghembuskannya dengan tekanan yang stabil.
3	Menghirup udara dengan mengaktifkan fungsi paru-paru dan diafragma secara optimal kemudian menghembuskannya dengan tekanan yang kurang stabil.
2	Menghirup udara dengan mengaktifkan fungsi paru-paru dan diafragma tetapi kurang optimal kemudian menghembuskannya dengan tekanan kurang stabil.
1	Menghirup udara dengan menghimpunnya pada salah satu rongga tubuh (dada/perut) saja

Intonasi/Pembidikan Nada	
Skor	Rubrik
4	Membidik nada dengan pitch yang tepat dan stabil
3	Membidik nada dengan pitch yang tepat di awal tetapi kurang stabil di akhir
2	Membidik nada dengan pitch yang labil
1	Membidik nada dengan pitch yang tidak tepat

Artikulasi	
Skor	Rubrik
4	Mengucapkan huruf vokal dan konsonan dalam metode solfeggio dengan warna bunyi yang jelas dan tepat
3	Mengucapkan huruf vokal dan konsonan dalam metode solfeggio dengan warna bunyi yang jelas tetapi belum tepat
2	Mengucapkan huruf vokal dan konsonan dalam metode solfeggio dengan warna bunyi yang kurang jelas tetapi belum tepat
1	Mengucapkan huruf vokal dan konsonan dalam metode solfeggio dengan warna bunyi yang tidak jelas dan tidak tepat

Resonansi	
Skor	Rubrik
4	Resonansi suara terdengar stabil dan fokus sesuai register suara
3	Resonansi suara terdengar stabil tetapi fokus kurang sesuai register suara
2	Resonansi suara terdengar kurang stabil dan fokus kurang sesuai register suara
1	Resonansi suara terdengar tidak stabil dan fokus tidak sesuai register suara

Frasering	
Skor	Rubrik
4	Membawakan frase/kalimat lagu dengan intonasi, artikulasi, dan teknik pernafasan yang tepat sesuai petunjuk/tanda frasering
3	Membawakan frase/kalimat lagu dengan intonasi dan artikulasi yang baik, tetapi teknik pernafasan kurang sesuai petunjuk/tanda frasering
2	Membawakan frase/kalimat lagu dengan intonasi, artikulasi, dan teknik pernafasan yang kurang sesuai petunjuk/tanda frasering
1	Membawakan frase/kalimat lagu dengan intonasi, artikulasi, dan teknik pernafasan yang tidak tepat

Interpretasi	
Skor	Rubrik
4	Membawakan repertoar/buah lagu dengan ekspresi yang sesuai dengan jiwa lagu/pesan yang terkandung dalam lagu.
3	Membawakan repertoar/buah lagu dengan baik tetapi penghayatan kurang sesuai dengan jiwa lagu/pesan yang terkandung dalam lagu.
2	Membawakan repertoar/buah lagu dengan ekspresi yang kurang mendukung penghayatan jiwa lagu/pesan yang terkandung dalam lagu.
1	Membawakan repertoar/buah lagu tanpa penghayatan terhadap jiwa lagu/pesan yang terkandung dalam lagu.

KRITERIA PENILAIAN AKHIR

NO	PENILAIAN	SKOR (BERI TANDA CENTANG)				JUMLAH SKOR TIAP SOAL
		1	2	3	4	
1	Pernafasan					
2	Intonasi					
3	Resonansi					
4	Artikulasi					
5	Frasering					
6	Interpretasi					
Jumlah Skor Seluruh Soal						
Nilai Akhir (Jumlah Skor Seluruh Soal:24) x 100						

Surabaya, 1 Oktober 2018
Validator UPM



Dhani Kristiandri, S.Pd., M.Sn.
NIP. 197903102005011004

Sample of End-term Test



KEMENTERIAN RISET, TEKNOLOGI, DAN PENDIDIKAN TINGGI
UNIVERSITAS NEGERI SURABAYA
FAKULTAS BAHASA DAN SENI
JURUSAN SENDRATASIK
PROGRAM STUDI PENDIDIKAN SENDRATASIK

Kampus Lidah Wetan Surabaya
T/F: +62.31.7522876
info@fbs.unesa.ac.id
www.fbs.unesa.ac.id

Instrumen Validasi Soal UAS Semester Gasal Tahun Akademik 2018/2019

Program Studi : S1 Pendidikan Sendratasik
Nama Mata Kuliah : Paduan Suara
Angkatan : 2018A
Jumlah SKS : 2 SKS
Dosen Pengampu : Budi Dharmawanputra, S.Pd., M.Pd.
Hari dan tanggal pelaksanaan : Senin 17 Desember 2018
Alokasi waktu pengerjaan : 100 menit (08.40-10.20 WIB)

Berikan tanda \surd (*contreng*) pada pilihan Ya/Ada atau Tidak!

No	Uraian	Pilihan	
		Ya/Ada	Tidak
A.	Ketentuan Umum		
1.	Soal ditulis di atas kertas A4 dengan kertas ber kop surat jurusan/prodi	\surd	
2.	Soal ditulis dengan Huruf Times New Roman 12 (spasi 1/1,5/menyesuaikan) / disesuaikan karakteristik mata kuliah	\surd	
B.	Identitas Soal		
1.	UTS / UAS semester Genap / Gasal Tahun	\surd	
2.	Nama mata kuliah	\surd	
3.	Angkatan	\surd	
4.	Kode mata kuliah	\surd	
5.	Jumlah SKS	\surd	
6.	Dosen Pengampu	\surd	
7.	Hari dan tanggal pelaksanaan	\surd	
8.	Alokasi waktu pengerjaan	\surd	
C.	Petunjuk Soal		
1.	Perintah/petunjuk soal/prosedur kinerja	\surd	
2.	Kejelasan perintah/petunjuk pengerjaan soal/prosedur kinerja	\surd	
D.	Isi Soal		
1.	Kesesuaian isi soal dengan materi RPS	\surd	
2.	Keruntutan soal sesuai dengan urutan materi RPS	\surd	
3.	Kesesuaian jumlah soal dengan alokasi waktu	\surd	
E.	Bahasa		
1.	Bahasa yang digunakan komunikatif	\surd	
2.	Menggunakan istilah-istilah teknis keilmuan	\surd	
F.	Penilaian		
1.	Rubrik / kriteria penilaian	\surd	
2.	Kunci jawaban / rambu-rambu kunci jawaban (pada lampiran terpisah dan ditunjukkan saja kepada validator)	\surd	

Keterangan:

- Tanda *) Coret yang tidak perlu ; Instrumen Validasi dilampiri RPS ; Validasi boleh dilakukan lebih dari satu kali sampai kriteria pilihan semuanya Ya/Ada ; Soal layak untuk digunakan jika semua pilihan dinyatakan Ya/Ada dan telah ditandatangani Validator (UPM) ; Soal layak disyahkan dengan paraf Validator (UPM) pada bagian bawah kanan tiap lembar soal dan siap digunakan ujian serta diunggah oleh dosen pengampu mata kuliah ke laman SIAKAD UNESA.
- Soal yang telah ditandatangani Validator (UPM)

Surabaya, 10 Desember 2018
Validator (UPM) Jurusan Sendratasik

Dhani Kristiandri, S.Pd., M.Sn.
NIP. 197903102005011004



KEMENTERIAN RISET, TEKNOLOGI, DAN PENDIDIKAN TINGGI
UNIVERSITAS NEGERI SURABAYA
FAKULTAS BAHASA DAN SENI
JURUSAN SENDRATASIK
PROGRAM STUDI PENDIDIKAN SENDRATASIK

Kampus Lidah Wetan Surabaya
T/F: +62.31.7522876
info@fbs.unesa.ac.id
www.fbs.unesa.ac.id

Ujian Sumatif Semester Gasal Tahun 2018/2019

Nama mata kuliah : Paduan Suara
Angkatan : 2018
Kode mata kuliah : 13314210
Jumlah SKS : 2 SKS
Dosen Pengampu : Budi Dharmawanputra, S.Pd., M.Pd.
Hari dan tanggal pelaksanaan : Senin, 17 Desember 2018
Alokasi waktu pengerjaan : 100 menit

Kerjakan Soal dengan petunjuk sebagai berikut:

Mainkan 1 buah komposisi paduan suara campuran berjudul “Sarinande” Aransemen: Karl Edmund Prier, SJ, berdasarkan jenis suara masing-masing dengan menerapkan teknik vokal secara komprehensif!

Penilaian didasarkan pada teknik vokal, meliputi:

1. Teknik pernafasan
2. Intonasi
3. Resonansi
4. Artikulasi
5. Frasering
6. Interpretasi

@@@ Selamat Mengerjakan @@@

RUBRIK ASPEK PENILAIAN

Teknik Pernafasan Diafragma	
Skor	Rubrik
4	Menghirup udara dengan mengaktifkan fungsi paru-paru dan diafragma secara optimal kemudian menghembuskannya dengan tekanan yang stabil.
3	Menghirup udara dengan mengaktifkan fungsi paru-paru dan diafragma secara optimal kemudian menghembuskannya dengan tekanan yang kurang stabil.
2	Menghirup udara dengan mengaktifkan fungsi paru-paru dan diafragma tetapi kurang optimal kemudian menghembuskannya dengan tekanan kurang stabil.
1	Menghirup udara dengan menghimpunnya pada salah satu rongga tubuh (dada/perut) saja

Intonasi/Pembidikan Nada	
Skor	Rubrik
4	Membidik nada dengan pitch yang tepat dan stabil
3	Membidik nada dengan pitch yang tepat di awal tetapi kurang stabil di akhir
2	Membidik nada dengan pitch yang labil
1	Membidik nada dengan pitch yang tidak tepat

Artikulasi	
Skor	Rubrik
4	Mengucapkan huruf vokal dan konsonan dalam metode solfeggio dengan warna bunyi yang jelas dan tepat
3	Mengucapkan huruf vokal dan konsonan dalam metode solfeggio dengan warna bunyi yang jelas tetapi belum tepat
2	Mengucapkan huruf vokal dan konsonan dalam metode solfeggio dengan warna bunyi yang kurang jelas tetapi belum tepat
1	Mengucapkan huruf vokal dan konsonan dalam metode solfeggio dengan warna bunyi yang tidak jelas dan tidak tepat

Resonansi	
Skor	Rubrik
4	Resonansi suara terdengar stabil dan fokus sesuai register suara
3	Resonansi suara terdengar stabil tetapi fokus kurang sesuai register suara
2	Resonansi suara terdengar kurang stabil dan fokus kurang sesuai register suara
1	Resonansi suara terdengar tidak stabil dan fokus tidak sesuai register suara

Frasering	
Skor	Rubrik
4	Membawakan frase/kalimat lagu dengan intonasi, artikulasi, dan teknik pernafasan yang tepat sesuai petunjuk/tanda frasering
3	Membawakan frase/kalimat lagu dengan intonasi dan artikulasi yang baik, tetapi teknik pernafasan kurang sesuai petunjuk/tanda frasering
2	Membawakan frase/kalimat lagu dengan intonasi, artikulasi, dan teknik pernafasan yang kurang sesuai petunjuk/tanda frasering
1	Membawakan frase/kalimat lagu dengan intonasi, artikulasi, dan teknik pernafasan yang tidak tepat

Interpretasi	
Skor	Rubrik
4	Membawakan repertoar/buah lagu dengan ekspresi yang sesuai dengan jiwa lagu/pesan yang terkandung dalam lagu.
3	Membawakan repertoar/buah lagu dengan baik tetapi penghayatan kurang sesuai dengan jiwa lagu/pesan yang terkandung dalam lagu.
2	Membawakan repertoar/buah lagu dengan ekspresi yang kurang mendukung penghayatan jiwa lagu/pesan yang terkandung dalam lagu.
1	Membawakan repertoar/buah lagu tanpa penghayatan terhadap jiwa lagu/pesan yang terkandung dalam lagu.

KRITERIA PENILAIAN AKHIR

NO	PENILAIAN	SKOR (BERI TANDA CENTANG)				JUMLAH SKOR TIAP SOAL
		1	2	3	4	
1	Pernafasan					
2	Intonasi					
3	Resonansi					
4	Artikulasi					
5	Frasering					
6	Interpretasi					
Jumlah Skor Seluruh Soal						
Nilai Akhir (Jumlah Skor Seluruh Soal:24) x 100						

Surabaya, 10 Desember 2018

Validator UPM

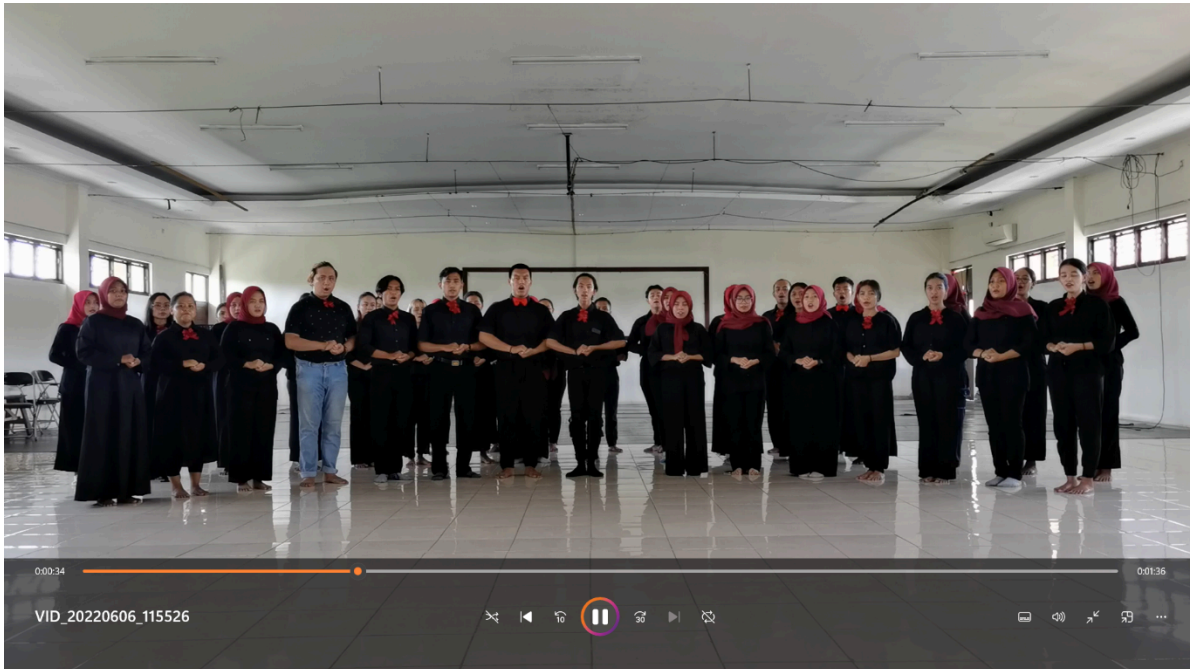


Dhani Kristiandri, S.Pd., M.Sn.

NIP. 197903102005011004

d. Sample of of Student's Answer to Assignment, Mid-term, and End-term Test

Hasil unjuk kinerja mahasiswa dalam bentuk tampilan *video recording* :



Gambar d.1. Pengambilan rekaman video kinerja UTS di ruangan perkuliahan Paduan Suara Auditorium T11 Fakultas Bahasa dan Seni, UNESA.



Gambar d.2. Pengambilan rekaman video kinerja UAS di ruang Ruang Mini Concert Gedung T14 Fakultas Bahasa dan Seni, UNESA.