

Wakugaijima

「 杵外島 」



About Wakugaijima

Wakugaijima is a small, inhabited volcanic island around 20 kilometers / 12 miles off the eastern coast of Honshu, Japan. It is the largest island in the archipelago. The mainland isn't visible, but on clear and still nights, the far-away lights of cities can be observed as a faint glow in the horizon.

The kanji of the island's name mean *waku* 「杵」, framework/boundary; *gai* 「外」, beyond/outside; and *shima* 「島」, island, respectively.

In the minds of its inhabitants, the island is categorized into four parts, following inter-cardinal directions: Hokusei, Hokutou, Nantou, and Nansei. These four areas are easily memorable by unique landmarks and their location on the island. In addition to the main island, there are several other smaller islands in the archipelago. The most well-known of these islands is *Shikisetsu Island*, which has a popular ski area and other travel attractions.

As part of the school's long-reaching support, UA pays for the students' transportation to and from the island, so students need not to worry as long as they can make it to the port in Tokyo, where the boat departs. The state-of-the-art ferry takes only approximately 45 minutes to complete an one-way trip, including time used for boarding. The modern train system built on Wakugaijima takes commuting students from Hokuya Town to U.A. High School in only ten minutes. Including walking, commuting students should get to school in about an hour from when the ferry departs Tokyo.

Geography

The island of Wakugaijima is a high island, formed by ancient volcanic activity off the eastern coast of *Honshu*, Japan. Its highest mountain, *Waku-san*, is a dormant and wide stratovolcano. The peak reaches a height of 1627m / 5338 ft. It would be classified as extinct if not for the high geothermal activity detected in the southwestern part of the island. Thanks to this activity, residents of the island are able to enjoy active hot springs, known as *Gyousen Springs*.

Wakugaijima has a humid subtropical climate (Köppen climate classification Cfa), the same as Tokyo, for example. The summers are warm, with temperatures peaking in August with an average high of 30°C / 68°F. The winters are colder, the coldest month being February and temperatures sometimes dipping below freezing from December to March.

Precipitation is fairly high year-round, raining less during the colder months. Though snow is rare in the winters on the main part of the island, the peaks of Waku-san become regularly snow-capped.

Where the slopes of Waku-san crash into the ocean on the northwestern side of the island, there stands a number of tall and jagged island-like structures, like shards splitting from the island. Largely uninhabited, they

are a home to a number of seasonally-migratory birds and is a popular destination for birdwatchers traveling to the island. On the southwestern side, there are a few islands just off the coast, but due to their size, they experience more extreme conditions than Wakagaijima itself.

History

Wakugaijima was a vague mention in Japan's historical records for a long time, despite the fact that it had been occupied before the 1600s. Reliable historical records named the island in 1629, coinciding with *Nikkou Castle's* construction, though the name was alluded to in earlier inquiries by the regional daimyō, who coveted the island.

Nikkou Castle was built as an artistic retreat and a summer palace for this wealthy daimyō, whose legacy continues to live on in the well-preserved castle. The village of *Gyousen* sprung up around the castle as a bustling center of trade and culture. The older port town of Hokuya flourished for a time, growing from a small fishing village to a bigger community.

It was around the same time that the *Wakugaijima Shinmei Shrine* was built, as a faction of priests and priests split away from the *Ise Grand Shrine* and declared the island as the proper new residence of the sun god, Amaterasu. It became a niche, hard-to-access shrine to conduct a pilgrimage to due to the remote location, although dedicated individuals wrote of their journeys to the island. Accounts are scattered and primarily collected in the island's central archives.

In the dry summer of 1718, extensive records note an unrest in the volcano, which culminated in a minor earthquake and the destruction of a town. However, none of these records seem to name the town in question. It is most likely from this event that the largest forest on the island was named *Hi no Mori* 「火の森」, known in English as the "Forest of Fire". It's assumed that a small side vent must have opened during the unrest, and the minor lava flow was enough to cause the forest to destructively catch fire. The town was never rebuilt, though the forest has regrown since then.

After the end of the Edo Period, the island started to fall back into obscurity. Somehow, the island remained well-preserved and maintained throughout the past centuries. New services, such as a regional transportation system and updated buildings, were introduced, in spite of

the low number of permanent residents, as if some greater plan wanted the island to survive and thrive in the future.

The once-dying island has now been granted a new life, in the form of one of the world's top hero schools relocating to it. The hero school, **U.A. High**, is perched on the incline of the dormant volcano and was constructed without disturbing the beautiful natural life on Wakugaijima. The commerce the school has brought with it rejuvenated the island, ushering in an influx of people and culture. The new city of *Hokuya* is now largely populated by people who relocated there from different parts of Japan and the world; on the other hand, the people who have always lived on Wakugaijima primarily reside in the village of *Gyousen*.

The reception of the new UA High School campus has been mixed. Some residents wish the school had never arrived, while others feel honoured by the school's choice of location. And quite a few are simply grateful for the new positive changes that have come along, such as the state-of-the-art hospital that was built alongside the school. Understandably, many of those unhappy with the school harbour a grudge, because of how the old town of Hokuya was replaced by something newer, modern, and "shinier". The near-complete razing of the old buildings was inevitable, given their disrepair, but some residents still feel wronged and believe that a piece of the island's history was forever lost.

It is in this whirlwind of changes that a new chapter of Wakugaijima begins! Residents and students alike will become witnesses to more changes and historic events. **Go beyond the past, and write your own future!**

Map of Wakugaijima



The light gray region in the northeastern area of the island represents the urban area of *Hokuya Town*. The brown region close to the southeastern shore represents the village of *Gyousen*.

The thick, purple line represents the railroad between U.A. High and the mountain area of northwestern *Hokusei*, through the urban northeastern region of *Hokutou*, the quieter southeastern region of *Nantou*, and ending in the rural southeastern region of *Nansei*. The thin purple line represents the major road that runs through *Nantou*, starting from the eastern-most edge of *Gyousen* village to the island's main shrine at the western edge of the region.

The yellow-green areas throughout the *Nantou* region are the most densely farmed areas of Wakugaijima. Darker green areas on the southern slopes of *Waku-san* depict densely forested areas, such as *Hi no Mori*. Blue areas depict water bodies, such as the surrounding ocean, *Ekiteki Lake* in *Nantou*, the river dividing *Hokutou*, and the larger river that splits up *Nansei*.

Off the southeastern shore of the island is a series of islands, one of those being *Shikisetsu Island*, a popular travel destination with mountains and forests.

Red dots are approximate locations of our roleplay channels, listed here:

Hokusei County

1. UA Campus Locations

Hokuya Town

- 2. #momoiro-park-rp
- 3. #north-mall-rp
- 4. #tomoneko-cafe-rp
- 5. #aria-karaoke-rp
- 6. #hokuya-hospital-rp
- 7. #north-mall-rp

Hokutou Ward

- 8. #gamestart-arcade-rp
- 9. #umainiku-restaurant-rp
- 10. #hokuya-science-center-rp
- 11. #aoiumi-paradise-aquarium-rp
- 12. #kirameku-beach-rp
- 13. #wakugaijima-port-rp

Gyousen Village

- 14. #town-plaza-rp
- 15. #nikkou-jo-museum-rp
- 16. #gendaimart-konbini-rp
- 17. #takara-flea-market-rp
- 18. #taiyou-ramen-shop-rp
- 19. #nantou-station-rp

Nantou County

- 20. #akatsuki-ryokan-rp
- 21. #wakugaijima-shrine-rp
- 22. #tsuyuhara-farm-rp
- 23. #ekiteki-lake-rp
- 24. #countryside-rp

Nansei County

- 26. #hi-no-mori-camp-rp

- 27. #hirusugi-trail-rp
 - 28. #hirusugi-trail-rp
 - 29. #kuuka-meadow-rp
 - 30. #soseki-coast-rp
-

Regions

Hokusei / Northwest

「北西」

Hokusei is the mountainous northwestern part of the island. U.A. High's campus and the now-dormant volcano, *Waku-san*, are located here.

U.A. High School - General Locations

「雄英高校」

The Classrooms

Students spend the majority of their time here at U.A. High School in these rooms, studying the various subjects involved in hero and support work. Each classroom is overseen by a U.A. Teacher, often a pro-hero in their own rights. The teacher determines the layout, but common to many classrooms are accommodations for students with all sorts of different quirks and sizes and lifestyles.

Classrooms are the locations for Homeroom Class RPs.

U.A. High School - Support Department

Workshop Area

#workshop-area

The **Workshop** is an area where support students can tinker around with their gizmos and gadgets while under supervision of an Instructor and/or the Teacher. There are tools and workspaces for every possible branch of the Support Department. Tread carefully, as many students will have work-in-progress projects lying around.

Please don't blow up anything in this environment!

Consultation Room

#consultation-room

Here in the **Consultation Room**, both support and hero students can interact and get second opinions on things, like costume, gadgets, accessories, etc. There are cubicles, chairs, and boards scattered throughout this relatively large room for use.

For Heroics Students, please make an appointment ahead of time before consultation!

Experiment Lab

#experiment-lab

The **Experiment Lab** is where the fun is at, as long as people are doing it safely! A large board with safety regulations and facility rules have been put up at the entrance to the lab alongside closets of safety equipment and first-aid kits, just in case. Many support students test out equipment and trinkets here -- to mixed results.

U.A. Facilities

The Battledome

#battledome

The Battledome is a large, open space perfect for students wishing to practice their martial skills and participate in spars. The ground is an adaptive surface for people wishing to practice in different conditions and can be set from a control room attached to the facility. Any kind of practice is welcome, from combat training against classmates to team battles to one-on-one quirk counseling.

Before starting a session in this channel, please arrange a supervisor via *#waitlisting*, such as a Gym Instructor (a neutral party) or a Teacher. This is so that someone is on hand to step in and halt the fight in case things go wrong.

Ground Beta

#ground-beta

Ground Beta serves a dual purpose of both a training and combat ground in a city-like environment. This facility features various urban landmarks,

such as a grid-based road system, residential neighborhoods, manicured parks, playgrounds, shopping avenues, stores, and much more.

If your OCs wish to use their quirks in this area, please contact the appropriate Faculty (Rescue Instructor, Gym Instructor, or Teacher) to supervise the session. This is to ensure that no one gets hurt in the process of the training!

Ground Gamma

#ground-gamma

Ground Gamma serves a dual purpose of being both a training and combat ground in a heavy industrial environment. This facility features various industrial district hallmarks, such as ample pipes, large factories, warehouses, tightly-quartered maintenance tunnels, and much more! A sewer system runs underneath this facility as well.

Do watch your step! This area can be rather claustrophobic.

If your OCs wish to use their quirks in this area, please contact the appropriate Faculty (Rescue Instructor, Gym Instructor, or Teacher) to supervise the session. This is to ensure that no one gets hurt in the process of the training!

Gym Gamma

#gym-gamma

Gym Gamma is a similar arena like the Battledome, but differs in one key aspect. It is an ordinary gymnasium with an adjacent indoor pool area! It can also serve as a place for competitive sports, scheduled events, and school assemblies.

There is an attached closet that keeps all the sports equipment inside for usage.

If your OCs wish to use their quirks in this area, please contact the appropriate Faculty (Rescue Instructor, Gym Instructor, or Teacher) to supervise the session. This is to ensure that no one gets hurt in the process of the training!

The Unforeseen Simulation Joint (USJ)

#usj

The **USJ** is a facility that simulates crisis scenarios that heroes may have to respond to for training. The facility is separated into 6 main zones: Urban Ruins, Landslides, Mountain, Fire, Flood, and Storm.

Before participating in a session here, please contact the appropriate Faculty (Rescue Instructor and/or Teacher) before beginning. This facility can be dangerous for the unprepared and the school certainly does not want future rescuers to become sudden rescuees!

The Training Room

#training-room

The **Training Room** is a safe environment to train and workout, akin to a regular gym. The training room offers a wide range of machinery for one to train with, such as weights and treadmills. There are also special rooms that can be reserved for one to train in peace and quiet!

Please refrain from fighting one another in this area. This facility is for training one's physical abilities without quirk use and absolutely no quirks should be utilized in this area unsupervised.

The Field

#field

The **Field** is a large 250ft by 150ft area of open field, often used for training. It's fenced off to prevent stray objects from going out of bounds, which could put nearby passerbys and buildings at risk.

Faculty members are not required here, unless a student wishes to train their quirk. This area is not meant for fighting or combat and is instead more focused on training.

U.A. Main Campus

The Principal's Office

#principal-office

The **Principal's Office** is the realm of U.A.'s principal. Staff members are allowed to enter this room in case of discussions or emergencies. Students may be sent here for problematic behaviors and to discuss aspects of their

school lives as deemed necessary by U.A. Faculty. They may remain here in discussion until the situation is resolved.

To schedule a meeting with the Principal, make a request in #waitlisting!

The Conference Room

#conference-room

The **Conference Room** is a large room with a roundtable and plenty of natural light. This is the official meeting room where U.A. Faculty members discuss classes, check in on each other's lesson plans, plan field trips, and other activities.

It is also the main assembly point for faculty in case of emergency situations.

The Staff Breakroom

#staff-breakroom

The **Staff Breakroom** is a rest area for teachers on break from classes and for socializing with other co-workers. There is always a topped-up coffee machine and hot water kettle here for those in need of a hot cup of coffee or tea.

The Library

#library

The **U.A. Library** is the school's vast archive of knowledge. Students and staff can check out books on a wide variety of topics from here with a swipe of their ID. In between the bookshelves are tables and desks for students to set up their study space. There is a quiet space policy here, but it is less enforced in the Library's lobby and first level. Attached to the lobby are computer labs and printers for use.

Be careful not to incur the librarians' wrath!

The Nurse's Office

#nurse-office

The **Nurse's Office** is a medical facility within the school run by the School Nurses. Beds with curtains are laid out for students to rest in as they wait for a nurse to see them. U.A. is fully aware of the injuries students can gain during their training and often insists that students go in for regular

check-ups to make sure nothing is wrong. There is a calming air in the office and as a treat for waiting, students can take a free candy from the jars by the door.

The Counselor's Office

#counselor-office

The **Counselor's Office** is a series of offices run by the Guidance Counselors. If something is on a student's mind or they seem unsure of their futures, they can book appointments with the Guidance Counselors to discuss it. It is a welcoming office with mellow colors and soft music and comfortable chairs.

The Cafeteria

#cafeteria

The **Cafeteria** is a state-of-the-art eatery located in the heart of U.A. Members of U.A. have access to a wide variety of cuisines to pick and choose from, freshly cooked on site by the culinary staff. The cafeteria has a row of kiosks to input orders into which prints out a ticket that people can take to the staff members behind the counter. They'll put together a fresh meal and one can take this over to the cash register to pay for the meal. Meals are fairly inexpensive but there are more luxurious options for sale. In addition to full meals, snacks, such as candies and melonpan, are available.

There is also an eating area with tables where people can eat alone or with friends.

The Empty Classroom

#classroom

This is a vacant, normal classroom with desks, chairs, a sofa or two, and a whiteboard.

What used to be in here? What's in here? What could be held here?

The Hallways

#hallway

The **Hallways** are connecting corridors between classes and other areas of Campus. There are message boards located near entrances, stairwells, and by major gathering areas, such as the cafeteria, for students to post up

posters, flyers, and other advertisements. The hallway is often busy during passing periods and at the beginning and end of the day.

The Clubrooms

#clubroom-1, #clubroom-2, #clubroom-3

The **Clubrooms** are designated rooms for club activities at U.A. There is a startling large variety of clubs and many students often meet regularly each week to participate in activities. Each clubroom may be outfitted with accommodations and furnishes to suit the activities as well.

The Dorms

#rise-wing, #set-wing, #common-lounge, #courtyard

U.A. has two residential dorms for students: **Moon Dorm and Sun Dorm**. These residential facilities have wings named for the direction they face the sun and have three floors. Each floor has two kitchenettes for cooking and storing food and is accessible via stairs or elevator. Entry requires a school ID card and it's best not to make the matrons angry by sneaking in too late at night!

The dorms are connected via the **Common Lounge**, where students can gather after classes to hang out. A full kitchen is available here.

Finally, the dorms border an inner **courtyard**, which contains a lush botanical garden that students can stroll through and relax in.

Hokutou / Northeast

「北東」

Hokutou is the northeastern part of the island. The town of Hokuya is situated here, built on the framework of the prior village of Hokuya, now called Former Hokuya / Moto Hokuya 「元北夜」.

Hokuya Town / Hokuya-machi

「北夜町」

Hokuya-machi is modern, sleek, and still under construction, full of clean glass and shiny metal. It sprung up in the place of a dying port town, and

the old buildings have been mostly razed down to pave way for the new. The twinkling lights of the city are visible from the school every night.

The kanji of the name are *hoku* 北: north and *ya* 夜: night respectively. The administrative suffix is *-machi* 町: town.

Pink Park / Momoiro Kouen 「桃色公園」

#momoiro-park

Momoiro Park is named after the abundant peach trees that decorate the area, blooming from early to mid-April. The park has a main paved path from one side to the other with a beautiful old bridge over the city-splitting river, with smaller sandy paths criss-crossing the trees, gardening and various installments. There are also smaller bridges. The water is very clear, flowing from the Gyousen hot springs.

There are grassier areas for picnics with or without the shade of the peach trees, more tree-heavy areas to weave through and a lot of benches to stop to rest at or to admire the view. There's even a pavilion to stop at for definite shade and shelter, fit with a view of the water.

A recent addition to the park is a skate park attached to it. Less peach trees, more asphalt and shiny new ramps and railing. The peach motif isn't all forgotten, however, with the asphalt and ramps having painted motifs of peach fruit and blossom trees, though the paint is a little worn already. Indeed, this is a peach-pink park. However, remember: skateboarding is only allowed in designated areas.

North Shopping Center 「North ショッピングセンター」

#north-mall

Opening Hours: 24/7, though some stores within may have different opening hours. Please refer to the individual stores: North Shopping Center takes no responsibility for them.

North Shopping Center is the most experimentally modern building in the city. It has strange shapes, glass and shiny chrome, shaped somewhat like a compass... at least people say it's shaped like that, even if it can be hard to see from the ground level. It houses a lot of specialty shops and fun activities not found elsewhere on the island. The ground level integrates into a shopping street without a hitch, and the rest of the levels cover it.

There's a large glass elevator in the middle, and you can see the inner workings of the elevator in addition to standing on a transparent floor and seeing all around you while inside. If you ride the elevator all the way up, you arrive at the tallest non-natural point on the entire island bar the school areas. From this observation tower you can see the sprawling city with the rural areas a little further away, and the restless ocean beyond that. Beware: the observation tower is almost wholly transparent as well.

This elevator goes underground as well, and the rock around is lit up in patterns that breeze past as you descend. Underneath the North Shopping Center lies the main station for all public transport, from buses to taxis, to the train in Hokuya: *Hokutou Station*. The antique novelty station to Gyousen has also been moved underneath the ground, painstakingly taken apart and rebuilt. The transportation comes to ground-level via ramps.

Like all transport on Wakagaijima, Hokutou Station predominantly uses prepaid contactless smart pass cards for all public transport: you flick it over the reader and it logs you in or notifies you of any mishap such as disrepair of your card or the lack of funds on it.

The train to Hokusei and therefore straight to the U.A. High grounds is a bullet train. Despite the travel distance being greater, it passes the travel distance in less than half the time the Nantou train does. It's been painted with the colours of UA, the school logo shining on the side. Even the interior is themed after UA. Various quirk-accommodations are available to keep the students comfortable as they travel to and forth.

Nantou Train is an old novelty: it stops at multiple small stops and doesn't travel very fast, only around 60 kmph. The line goes through fields at many points, offering a beautiful, scenic experience, like traveling through a sea, the plants wafting in the mellow wind like waves.

Some stores within the shopping center, though not limited to these, are:

- ◇ Beauty Parlour
- ◇ Bookstore
- ◇ Cinema: *KoukeiPlaza* 「光景Plaza」

With its name styled half in the Latin alphabet like the mall itself, this cinema is very newfangled and fancy. They offer a wide selection of films from all around the world. It has regular ticket sales: two for the price of one! Get yours as long as the tickets are available.

- ◇ Jewelers
- ◇ Pharmacy
- ◇ Bank
- ◇ Post Office
- ◇ Food Court:
 - *WcDonald's*
It has an amped up 50s rock-n-roll aesthetic despite it being a regular fast food joint with a memorable logo. They play rock-n-roll without stopping.
 - *Korokoro Sushi* 「ころころ寿司」
It's cheap, it's tasty, it's fast!
The restaurant features touch screens where you can order and wait for it to "roll" by! Every five plates you eat, you can play a game about a cute rolling mascot named Koro. If you beat the high score, you can get a surprise prize: your table's food for free and a cute big plushie of the mascot.

Northeast Station / Hokutou Eki 「北東駅」

Opening Hours: 24/7

Fees:

- 🌀 Hokusei Train rides are free for UA Students.
- 🌀 Base fare for the train is ¥20 per kilometer.
- 🌀 For buses, there is a flat ¥210 base fare for adults and ¥110 for children.
- 🌀 Pre-paid cards offer discounts for both.

Hokutou Station functions as both the major train and the bus station, with taxis lining up outside as well. It's constructed around an old novelty platform, housing a very special antique railroad to Nantou and the Gyousen village. It's somewhat of a must-see for trainspotters around Japan.

Like all transport on Wakagaijima, Hokutou Station predominantly uses pre-paid, contactless smart pass cards for all public transport: you flick it over the reader and it logs you in or notifies you of any mishap, such as broken cards or insufficient funds.

The train to Hokusei and therefore straight to the U.A. High campus is a bullet train. Despite the travel distance being greater, its journey takes less than half the time the Nantou train does. It's been painted with the colours of U.A., the school logo shining on the side. Even the interior is themed

after UA. Various quirk-related-accommodations are available to keep the students comfortable as they travel back and forth.

The Nantou Train line is an old novelty: it stops at multiple small stops and doesn't travel very fast, only around 60 kmph. The line goes through fields at many points, offering a beautiful, scenic experience, like traveling through a sea; plants sway in the mellow wind like waves.

[Killian edit:

> __Opening Hours:__ 24/7, though some stores within may have different opening hours. Please refer to the individual stores: North Shopping Center takes no responsibility for them.

****North Shopping Center**** is the most experimentally modern building in the city. It has strange shapes, glass and shiny chrome, shaped somewhat like a compass... at least people say it's shaped like that, even if it can be hard to see from the ground level. It houses a lot of specialty shops and fun activities not found elsewhere on the island. The ground level integrates into a shopping street without a hitch, and the rest of the levels cover it.

There's a large glass elevator in the middle, and you can see the inner workings of the elevator in addition to standing on a transparent floor and seeing all around you while inside. If you ride the elevator all the way up, you arrive at the tallest non-natural point on the entire island bar the school areas. From this observation tower you can see the sprawling city with the rural areas a little further away, and the restless ocean beyond that. Beware: the observation tower is almost wholly transparent as well.

This elevator goes underground as well, and the rock around is lit up in patterns that breeze past as you descend. Underneath the North Shopping Center lies the main station for all public transport, from buses to taxis, to the train in Hokuya: **Hokutou Station.** The antique novelty station to Gyousen has also been moved underneath the ground, painstakingly taken apart and rebuilt. The transportation comes to ground-level via ramps.

Some stores within the shopping center, though not limited to these, are:

- Beauty Parlour
- Bookstore
- Cinema: KoukeiPlaza 「光景Plaza」

> With its name styled half in the Latin alphabet like the mall itself, this cinema is very newfangled and fancy. They offer a wide selection of films

from all around the world. It has regular ticket sales: two for the price of one! Get yours as long as the tickets are available.

- Jewelers
- Pharmacy
- Bank
- Post Office
- Food Court:
- WcDonald's

> It has an amped up 50s rock-n-roll aesthetic despite it being a regular fast food joint with a memorable logo. They play rock-n-roll without stopping.

▸ Korokoro Sushi 「ころころ寿司」

> *It's cheap, it's tasty, it's fast!*

> The restaurant features touch screens where you can order and wait for it to "roll" by! Every five plates you eat, you can play a game about a cute rolling mascot named Koro. If you beat the high score, you can get a surprise prize: your table's food for free and a cute big plushie of the mascot.

****Northeast Station / Hokutou Eki****「北東駅」functions as both the major train and the bus station, with taxis lining up outside as well. It's constructed around an old novelty platform, housing a very special antique railroad to Nantou and the Gyousen village. It's somewhat of a must-see for trainspotters around Japan.

Like all transport on Wakagaijima, Hokutou Station predominantly uses pre-paid, contactless smart pass cards for all public transport: you flick it over the reader and it logs you in or notifies you of any mishap, such as broken cards or insufficient funds.

The train to Hokusei and therefore straight to the U.A. High campus is a bullet train. Despite the travel distance being greater, its journey takes less than half the time the Nantou train does. It's been painted with the colours of U.A., the school logo shining on the side. Even the interior is themed after UA. Various quirk-related-accommodations are available to keep the students comfortable as they travel back and forth.

The Nantou Train line is an old novelty: it stops at multiple small stops and doesn't travel very fast, only around 60 kmph. The line goes through fields at many points, offering a beautiful, scenic experience, like traveling through a sea; plants sway in the mellow wind like waves.

__Opening Hours: 24/7__

__Fees:__

- > ▶ Hokusei Train rides are free for UA Students.
- > ▶ Base fare for the train is ¥20 per kilometer.
- > ▶ For buses, there is a flat ¥210 base fare for adults and ¥110 for children.
- > ▶ Pre-paid cards offer discounts for both.

➤ For more information, please follow this link:

> <<https://beyonduaofficial.wixsite.com/home/locations>>]

Friend Cat Café / Tomoneko Kafe 「友猫カフェ」

#tomoneko-cafe

Entrance Fee: ¥700 / hour

Opening Hours:

- 🐱 M-F: 11am-10pm. Closed on Wednesdays.
- 🐱 Sat - Sun: 10am-10pm.
- 🐱 Last entry an hour before closing time.

Tomoneko Café is a spacious cat café with a cutesy and smiling cat mascot with a scar over its left eye. Just like their mascot in their logo, all of the permanent residents of the café are a bit ragged and worn with missing eyes and limbs, but they all love visitors very much!

Sometimes Tomoneko Café works with the local shelter to showcase cats and even other animals up for adoption with a small fee to cover their care costs. Most often, these animals are the least desirable animals of the shelter who need extra attention.

The café has extensive Terms of Service in the case of any scratches or allergies. For the safety of the cats, entering the café comes with a set of rules they enforce:

1. Please take off your shoes in the entrance area, we provide slippers.
2. Don't pull a cat by its whiskers, fur, or tail, or tease them in any other way.
3. Don't attempt to carry or hold a cat, but it's alright if they jump on your lap.
4. Don't wake a sleeping cat.
5. Photos must be taken without flash.
6. Remember to speak softly at all times.

ARIA Karaoke / ARIA Karaoke「ARIA 空オケ」

#aria-karaoke

Fees:

- ♪ ¥ 200 / 30 minutes per room on weekdays before 6pm.
- ♪ During peak hours, ¥ 400 / 30 minutes.
- ♪ Novelty rooms are more costly.

Opening Hours:

- ♪ Open every day of the week from 11am - 5am.
- ♪ Last entry an hour before closing time.

Menu:

- ♪ Lots of the normal quick fried karaoke foods, but some novelty treats as well.
- ♪ All-you-can-drink for ¥ 1500 (soda, juice, tea, etc).

ARIA Karaoke looks like a completely normal, average karaoke place at first, with a neon pink and matte black theme. However, there are multiple novelty rooms inside that cost more than the normal rooms. Some of them are themed after specific bands and some of them are changing exhibits of music history. For the socially adventurous and brave host, there even is a room for 100 people. If you ever feel the need to host a huge karaoke session, ARIA makes it possible.

Everything's always perfectly up to par, from drinks to snacks. This even extends to the novelty rooms (and some of them have specialty snacks available only for a short time!). The only exception is that one seemingly-haunted room with the malfunctioning karaoke machine that they keep neglecting to fix. It plays entirely different songs than what you asked for, putting you on the spot with a song you didn't expect.

Hokuya Hospital / Hokuya Byouin「北夜病院」

#hokuya-hospital

Hokuya Hospital is officially partnered with U.A. High and houses all of the latest cutting-edge medical technology available in Japan. There are even modified hospital rooms and accommodations for people with different quirks -- facilities that can be lacking in other hospitals. You will truly receive the best care here.

Due to the experimental technology available here, most senior doctors are shadowed by a medical student from the newfangled Wakagaijima Medical University.



Hokutou Ward / Hokutou-ku

「北東区」



GAME START! 「ゲームスタート！」

#gamestart-arcade

Fees:

-  A minimum of ¥ 500 must be put on a refillable game card.
-  One arcade game is one or two swipes of the game card, some games are more.

Opening Hours:

-  M - F: 11am - 11pm.
-  Sat - Sun: 10am - 2am.

GAME START! Arcade houses a miraculous amount of games. Casual arcade fans probably will find many unfamiliar and obscure titles in this 200+ arcade game selection. According to the golden placard on the wall, most of the games were donated by an anonymous donor. The arcade was renovated a little while ago in a vintage and geometric 90s theme, with the walls papered with video game references and the ceiling full of bright LEDs.



As you win, you can accumulate tickets that you can trade in for seasonally-changing prizes like plushies, candy, video games, and even entire video game consoles. Tickets expire after a week, so you can't accumulate them forever! Remember to cash out your prizes before leaving the arcade!

Not only is GAME START! a classic arcade, it also includes a bowling alley, a laser tag arena, an indoors go-karting track, and a batting cage. There's something for everyone! In fact, looking into it more, the arcade came later than the rest, likely due to the mysterious donor. There's also a little seating area lined with game-like vending machines and crane games.

Umainiku / Delicious Meat 「U M A I N I K U」

#umainiku-restaurant

Opening Hours:

-  M - F: 11am-11pm.
-  Sat - Sun, Holidays: 11am-9pm.

🍷 Last order an hour before closing time.

🍷 Lunch: 11am-2pm; Dinner: 5pm-11pm.

Menu:

🍷 A simple dinner course is ¥3000 and lunch course is ¥1000.

🍷 Fancier courses with more to eat and special meat cuts can go up to ¥9000.

Umainiku is an upscale barbecue restaurant, the name formed from umai (delicious) and yakiniku (grilled meat cuisine). The tables are divided into stalls with more privacy, the size of them ranging from as many as 12 people to as little as two. There are also private rooms available for parties and social gatherings. The restaurant accommodates different diets: it's halal-certified and an extensive range of meat substitutes is available on the menu to accompany vegetables for those who would like to accompany their friends to a fun cookout.

The interior is elegant, with atmospheric lighting, light wooden paneling and gray stone. Most of the stalls have flat teppan cooking surfaces installed, making grilling easy. Some special stalls have a traditional charcoal grill available. The staff is more than willing to assist anyone to make a great meal and has small info booklets available in different languages for foreigners to learn.

Hokuya Science Center 「北夜科学館」

#hokuya-science-center

Entrance Fee: ¥500

Opening Hours: 10am - 5pm, every day.

Hokuya Science Center is new, much like most of the city itself. It offers rotating exhibits on various topics and one of the biggest planetariums with a 30-meter dome and a powerful star projector. Some staple exhibits are an exhibit on Japan Aerospace Exploration Agency (JAXA) called "*Beyond the Milky Way*", an exhibit on plate tectonics and volcanoes called "*Underneath Us*" featuring real lava kept hot by experimental technology and a daily demonstration on plate tectonics, and an exhibit on quirk-caused physical features called "*Ne Plus Ultra*", Latin for "at the limit".

Not only does Hokuya Science Center boast a planetarium, there is also an IMAX theater and a third separate auditorium. In the auditorium and planetarium, various people give speeches on different science topics. The schedule can be found in brochures available at the visitor's desk and on

the big screens in the main hall. There is also a relatively easy-going confectionary and bakery attached to the Science Center for guests to sit and snack at.

Milky Way Café / Silvery River Kafe 「 天の川カフェ 」

Entrance Fee: ¥500

Opening Hours: 11am-4pm, not open on holidays.

Menu: (tba)


This café is themed after the Milky Way, located right between the planetarium and the JAXA exhibits. It offers galaxy-themed drinks and sweet snacks, though there are a few strange human-body themed sandwiches for the adventurous eater.

BlueOcean☆Paradise / AoiUmi☆Paradise 「 青い海☆Paradise 」

#aoiumi-paradise-aquarium

Entrance Fee:

 ¥2300, UA Student discount ¥1800.

 Children under the age of 3 enter for free, and children under the age of 13 for ¥1000.

Opening Hours: 11am-9pm, every day.

AoiUmi☆Paradise is a whimsically themed aquarium with sparkles and bubbles painted everywhere on the walls. Despite the whimsy, the facilities are top-notch, from the freshwater facilities to the saltwater facilities. The staff wears cutesy frilled uniforms, with each staff member assigned a thematic name. A big draw of the aquarium is the way the information is presented, with the different fish and general sea creatures assigned different “special powers” as if they were magical girls. They also sell collectible cards of the “magical” sea creatures in the gift shop, so don't forget to collect them all!

On the weekends, the aquarium hosts feeding sessions for different groups of aquatic life. If you visit the aquarium on Saturdays, you can join the public feedings for piranhas, exceptionally large fishes, and archerfish. On Sundays there is a public feeding for bamboo sharks, moray eels, caimans, and seahorses. There are other scheduled events and guided tours.

The trinket shop offers a lot of glittery little knick-knacks, cute chibified plushies, and some seriously informative, hefty books on marine life.

Umi☆Café / Water☆Café 「海☆Café」

Opening Hours: 11am-9pm.

Menu: (tba)

Despite its name, this seafood eatery offers full meals as if it were a restaurant. It's somehow even more serious about science education than the rest of the aquarium, with the menu boasting facts and nutritional information about the seafood used in the meals. It can be a little jarring for those who are faint of heart.

Sparkle Beach / Kirameku Kaigan 「煌く海岸」

#kirameku-beach

Kirameku Beach has beautiful, soft, white sand as far as the eye can see. It has regular high blooms of *Noctiluca scintillans*, also known as sea sparkle. This often makes the water glow in the night, which is how the beach was named as well. There's not much to see on the ocean floor but wave-formed mounds, but otherwise it's a great swimming area.

There's a small air-conditioned pavilion for the lifeguard and for people seeking solace in the summer. Various portable soft ice and kakigouri stands are present at different stretches of the beach, with some stands even offering more than just cold treats and drinks. There are various places to rent sun umbrellas and chairs from. For those looking for more excitement, there's windboarding and boat rentals available as well.

Wakugaijima Port / Wakugaijima Minato 「梓外島港」

#wakugaijima-port

Wakugaijima Port is split into a tourist-friendly area and the industrial docks.

Passenger boats arrive at the older, renovated tourist port, where the antiquated port structures linger as decoration. There are trinket shops, seaside hotels, cafés and a nautical shopping street with fresh fish available every day from local fishermen. Jutting out into the ocean are public piers where one can take walks and watch fishermen reel in big ones.

The industrial docks are out of the way, almost out of sight and out of mind, but it's easy to wander into this area. Usually someone, such as port authority or dockworkers, will redirect you back to the proper area. Some docks are even closed completely to the public, as if there was something

very secretive going on. According to the signs, they're closed for the use of U.A. High and its affiliates.

Hokutou Downtown District / Hokutou-machi 「北東町」

#downtown-district

Hokuto's Downtown District is the busiest area in Wakugaijima. Buildings there tower over the rest of the island with a view of mainland Japan if you squint hard enough. From the bustling streets of civilians getting to their destination to the vigilant heroes ensuring the safety of everyone there, this is where all the action will be. You can find just about anything you want if you know where to look.

The central business district has production sets for some of Japan's most well-known celebrities and movies. It's not uncommon to see notable actors scheduling events for all who can attend. With the Kōsen Agency on standby, students of U.A. should be on their best behavior when planning a journey to the metropolitan landscape.

Hokutou Sportsdome 「北東競技場」

#hokutou-sportsdome

Hokutou Sportsdome is a large multi-purpose stadium located at the edge of Hokutou Ward, boasting a contemporary steel-concrete design, three levels of stands to watch games from, and a robust and rotating selection of food stands and memorabilia shops. No matter the weather, the arena is able to adapt to all of them, thanks to a roof system and an interchangeable flooring system. The arena plays host to a wide variety of sports, such as football, rugby, and full-sized quirk showcases, but can also be a large gathering place for concerts and art markets, among other possibilities. Often, one can see flyers and announcements plastered up throughout the ward to advertise new attractions stopping by on Wakugaijima.

The stadium's interior is open with high-rising concrete ceilings and a straightforward layout easily marked out by well-placed maps throughout the halls. At regularly spaced intervals, there are staircases leading up to the stands from different levels, allowing crowd noise to spill into the stadium, but not too far out to the city proper. Despite concrete walls, the sportsdome easily draws the eyes through colorful banners hung up from the ceiling, denoting the island's home teams -- the Hokuto Pipers, the

Gyosen Tengus, the Wakugaijima Salamanders, among examples -- and coordinated color palettes for game days.

As for the stands, they are comfortable albeit hard seats that can accommodate people of various sizes and appearances. There is enough leg room for most people to pass through without bothering others.

The outside of the stadium is a large stone plaza with a line-up of bronze statues commemorating key players and figures over the island's history. It is a popular meet-up spot for school children and fans, especially on nice days where the sun keeps the stones warm.

Kōsen Headquarters

Kōsen Lobby

#kōsen-lobby

The **lobby** of the Kōsen Headquarters building is a large, tidy and modern space. It's the first thing that Heroes and Visitors see when entering the building, so it is constantly pristine, with marble tile floors and high, high ceilings with windows that start on the ground floor and go to the roof. There is a check-in desk where a kind receptionist can assist anyone who might have an appointment or is seeking a specific Hero, or you can use the self-serve kiosk to notify the staff of your arrival.

There is a small collection of lounge chairs off to the side, grouped in twos and threes with small tables for simple casual meetings or if you're simply waiting. There's a self-serve coffee area where visitors and the like can help themselves to a cup of coffee! Not only that, but the outside of the building is maintained just as much as the inside. There's an obvious path leading up to the large glass doors of the building but it is otherwise surrounded by trimmed grass and maintained flora if you'd like to sit underneath one of the decorative trees to get fresh air but stay out of the sun, or even occupy one of the many benches around as well!

The lobby area is a place that all characters are free to visit and mingle! Pro Heroes can chat with students and other server OCs rather leisurely here if they'd like.

Kōsen Offices

#kōsen-offices

The **Kōsen offices** are on the second and third floors of the Headquarters, reachable by stairs or an elevator. These floors contain not only individual offices for each of our heroes, but larger meeting rooms as well. It is up to each Hero how their office is decorated, though the meeting rooms all have the same modern aesthetic with a large, dark oak table surrounded by leather desk chairs. Each meeting room comes with a projector and a whiteboard as needed, as well as a myriad of other miscellaneous supplies one might need for Very Important Hero Discussions.

Appointments can be made with Heroes here via #waitlisting or in #rp-planning! Any meetings will take place in that specific Hero's office unless otherwise stated.

Kōsen Breakroom

#kōsen-breakroom

The **breakroom** of the Kōsen Headquarters also spans two separate floors. It is the uppermost floors of the large building on the 4th and 5th stories as well as extending to the roof. There is something here for all the Heroes to use to clear their heads, relieve stress, work on gear, grab coffee or even spar.

On the fourth floor lay the generic 'breakroom,' with a fridge, microwave, a couple small tables that you'd expect an office building to have for their employees. On the same floor lay a separate, much larger room with an open floorplan that acts as the building's workshop. There are several steel tables and tall stools here with provided tools and space to work on support gear or hero costumes, among other things like a couple regular desks and chairs. Two opposing walls are all windows, one side allowing sunlight in from the outdoors, and the other allowing those in the hallway to look into the workshop safely. On the other two walls are massive whiteboards where notes can be written or erased as needed.

The fifth floor has more recreational activities, acting more as an open gym than anything else. There are several gym machines such as treadmills, punching bags and the like, as well as opportunities for weight lifting. On the other half of the gym is a large, open area meant for sparring, and testing out gear that might need a bit more room to function. The ceilings here are tall for that reason. A mirror covers the entire length of one wall of this floor, and there are water fountains and private locker rooms available also.

The roof is also accessible via the 5th floor, sporting not only an open area with a railing but also a small launch pad on an elevated part for those who only have the sky as their limit.

This area is only for Pro Heros to mingle and interact in!

F.O.E Base

Inside the F.O.E Base

#foe-inside

The **inside of the F.O.E. base** remains a little bit more consistent than the outside, despite the occasional change of physical location. The Villains have decorated it to their tastes, and as a result the details of the interior seems to always change. For example, depending on who cooked last, the kitchen is either an absolute disaster or completely perfect. Regardless, a living room, kitchen, several bathrooms, and bedrooms for each villain are the main necessities that lay inside the base. Depending on who is on the main team, special rooms for each villain may also exist if the F.O.E. can manage to agree on anything!

#foe-outside-rp and #foe-inside-rps are for the Villains only, and are areas where they can mingle amongst themselves.

Outside the F.O.E Base

#foe-outside

How strange..... I wonder whose base this is?

The **area outside** the illegal organization of the F.O.E. base is ever changing, if only because the members of F.O.E. never stay in the same place longer than necessary. They can't risk being discovered by pesky Heroes or those nosey Yuuei Students and the like, so it's very difficult to find the correct location as a result. Regardless of what building they are in however, the colorful lights of the main city of Wakugaijima Island can always be seen from the rooftop above...

#foe-outside-rp and #foe-inside-rps are for the Villains only, and are areas where they can mingle amongst themselves.

Nantou / Southeast

「南東」

Nantou is the southeastern part of the island. While inhabited, the region is currently vastly underdeveloped in comparison to Hokutou and Hokuya Town. The main settlement of the area is the village of Gyousen.

Gyousen-mura is a scenic, old settlement. Well-preserved in its original form, a small Edo period retreat castle still overlooks the town as a museum. The town originally sprung up around the castle and the hot springs, with the original settlement being the port town of Moto Hokuya.

The dawn breaks gloriously in Gyousen, the vapour from the namesake hot springs and the rising sun painting the sky in brilliant warm colours, which is where it has gotten its name.

The kanji of the island's name mean *gyou* 暁: dawn *sen* 泉: spring and *mura* 村: village, is an administrative suffix.

Shikisetsu Island

「四季節島」

Shikisetsu Island is a rocky island off the southeastern shore of Wakugaijima. There is a daily ferry from Wakugaijima Port that traverses the straits. It is a popular vacation destination because of the amusement park and gardens in the summer and the ski resort in the winter. Locals often refer to the island as “Shiki Island”, as the name is the first one recorded in Japan’s historical archives.

Natsurisu Amusement Park 「夏栗鼠遊園地」

#natsurisu-amusement-park

Along the south side as boats begin to dock on the Natsurisu coast, the first sight Shiki Island visitors are greeted with is the **Natsurisu Amusement Park**. A theme park and a water park all rolled into one fun-filled adventure — perfect for families and friends to get lost in from dawn till dusk! After paying a fee to enter, visitors are free to ride the rollercoasters, slip and slide down water slides, win prizes at carnival games, and so much more!

Roaming around the park at every stop are the park's mascots: Haru the Monkey, Natsu the Squirrel, Aki the Bird, and Fuyu the Horse, each symbolizing the names of the four zones of Shiki Island. A fun free game the park likes to endorse is tracking down all four mascots, get a picture with them, and collect stamps from each one! The purpose for this game? Getting a free ice cream cone of course! A great way for the young ones (and old!) to let loose all that excess energy within the first hour or two of being in the park.

Even if the day is spent, the fun doesn't stop once the sun goes down. By night time, the park is lit up with bright fairy lights and neon. It's recommended to ride the ferris wheel at this hour, so visitors can get a stunning overview of the whole park, and memorialize the glittering and shimmering view down below dancing before their very eyes.

Shun'en Botanical Gardens 「春円植物園」

#shunen-botanical-gardens

Sprawling across the west end of Shiki Island lies an expansive, serene meadow leading into **Shun'en Botanical Gardens**. The establishment features winding trails coursing through a wide and vibrant variety of different flora that are carefully arranged and maintained regularly on a daily basis to keep the plant life in top health.

At the center of the botanical gardens stands an enormous glass building that serves as both a tropical greenhouse and an aviary, housing a multitude of tropical birds non-native to the area. One can both admire the tropical flora, as well as purchase pellets for the birds to coax them out of hiding from their roosts, or even get them to perch on one's arm. If treated gently and with respect, some of the birds may even allow a few scratches on their head before flying away back up into their treetop perches.

Fuyuma Mountain and Ski Resort 「冬真山しスキー場」

#fuyuma-ski-resort

In the northern sector of Shiki Island stands the majestic **Fuyuma Mountain**, a looming, solo giant of a long-dormant volcano. During the winter, it's now a fairly popular ski resort! While the ski slopes are only seasonal, it is still a beautiful location year-round to visit and is popular for its winding trails and gorgeous vistas.

For those who wish to rest their legs or simply take it easy, the mountain boasts an aerial tramway! It gives a spectacular aerial view of the mountain below whilst providing safe passage to transport visitors to a vista point high up in the peaks. The vista point features a slow and easy trail, perfect for families and large groups, not to mention picnic table areas at various checkpoints for those who simply wish to enjoy a nice lunch out deep in nature's embrace.

Fuyuma Mountain is also a popular site for birdwatching and binoculars can be found at the checkpoints at the vista. Stick in a couple 50-yen coins and enjoy the view!

Akitori Animal Village 「秋鳥動物村」

#akitori-animal-village

East of the Island lies the Akitori Forest— an endless sea of Japanese Maple Trees covering the horizon. Wander deep enough into its domain and you may come across the **Akitori Animal Village**, a large clearing where deer roam freely and are accustomed to the presence of strangers. The deer here are calm enough that you can pet them, as well as feed them biscuits purchased from one of the many snack kiosks stationed nearby. The snack kiosks also sell a multitude of maple-flavored traditional snacks for if you are feeling a bit peckish yourself! The snacks are advertised as being made with the maple syrup tapped from the trees of the Akitori Forest themselves, but in reality, it is simply imported.

Deeper still within the forest, a natural hot spring can be found. This area is popular, not only for the visitors coming to relax in, but also due to the gentle capybara that roam about. Admiring and taking pictures of these creatures is allowed, but it is prohibited to pet, disturb, or attempt to swim with the capybara. These majestic rodents too are imported like the maple syrup, but are carefully monitored to not run amuck or disturb the local ecosystem of Shikisetsu Island.

Gyousen Village / Gyousen-mura

「 暁泉村 」

Plaza / Hiroba 「 広場 」

#town-plaza

The **Town Plaza** in the middle of Gyousen has an exceptionally big market every other Saturday. The rest of the time, it's more sparsely populated by

various food stalls. A road cuts through the plaza. One direction is a gentle incline that leads up to the ryokan and the hot springs. In the other direction, the road winds towards the Wakagaijima Shinmei shrine.

All of Gyousen's annual festivals are held here. Because of this, the plaza, road, and roadside buildings are kept in exceptional condition and decorated beautifully. It can get hectic around those seasons, with festival games and processions filling up the plaza. In the off-seasons, the atmosphere is more relaxed and welcoming.

Festivals will be specially announced on the server as part of events.

Sunbeam Castle Museum / Nikkou-jo Hakubutsukan

「日光城博物館」

#nikkou-jo-museum

Fee: ¥600

Opening Hours: 9am-5pm, everyday except for Tuesdays and holidays.

Nikkou-jo was built in 1629 as an artistic retreat and a summer palace for the family of a wealthy daimyo, and today it proudly serves as the **Nikkou-jo Museum**. Visitors can also freely stroll around the castle courtyard and gardens. There's a sizable koi pond and there are daily feeding times where you can participate in their care.

The museum is located within the castle. In the main hall, there is a historical exhibition: for a small fee you can try on replicas of various Edo Period clothes and armour housed in the museum, like a replica of an elegant kimono on display in one of the halls. Museum staff can also help with traditional hairstyles, makeup, and more to complete the look.

Not only can you re-enact yourself in the Edo Period, you can also observe local craftsmen create traditional crafts at pre-arranged times. Their creations are for sale, which includes, but is not limited to, ukiyo-e prints, kintsugi, kokeshi, netsuke, and much more.

There's also a small restaurant attached to the museum offering Edo period cuisine. To finish off your visit, the museum has a trinket store with a lot of educational books and replicas of historical artifacts to take home.

ModernMart / GendaiMart 「現代マート」

#gendaimart-konbini

Like many konbini throughout Japan, **GendaiMart** doubles as a bank, post office, and other essential services in the small village of *Gyousen*. It's a modern market in an old-looking village, but in this context, modern means something from the early 90s. Nothing at all like newfangled Hokuya! Tuesdays are sale days, and there's some locally produced things available to buy from the local farms and villagers. But otherwise the product selection is a little smaller than in the city, except for the Ramune vending machine. Seriously, didn't some of these flavours go out of sale decades ago?

GendaiMart also has an obscenely huge selection of capsule machines. Some of these look absolutely ancient, like they haven't been updated in years. Who knows, you just get lucky and might find that rare, old capsule figurine or keychain you always wanted to get but couldn't because it was so old!

Treasure? / Takara? 「宝？」

#takara-flea-market

Table Fee: ¥4500 / week

Opening Hours: 9am - 8pm.




The old, weather-worn sign of **this flea market** is largely unreadable. There's only one kanji to read, and it mostly looks like the kanji for treasure, 宝. Given the old, mystical aura the store has, stepping inside feels like crossing a portal into a whimsical children's anime. There's a lot of antiques and strange novelties amidst the lightly-used kitchen appliances and used clothing. However, a lot of it seems to belong to the store itself and is not for sale as of now.

It always seems like the cashier is nowhere to be found at the register. You have to ring the worn and dull bell at the counter to summon someone. It feels like a different elderly person answers the bell every time, walking into view from the side room, making the market feel even more so like an alternative dimension.




Sun Ramen / Taiyou Ramen 「太陽ラーメン」

#taiyou-ramen-shop

Opening Hours:

-  M, Th, Sat: 11am-3pm, 5pm-9pm.
-  F, Sun: 11am-4pm.
-  Closed on TUES.

Menu:

-  Atsui Karai Taiyou Ramen (Hot Spicy Sun Ramen)
-  Tonkotsu Ramen
-  Miso Ramen

Taiyou Ramen is a well-regarded ramen shop and has been a staple of the village for around for decades. The shop specializes in shio ramen, but offers other variants, including some more regional bowls for those homesick for the food of their memories. One can adjust the spice level, but generally, everyone agrees that the shop doles out delicious bowls of noodles. The decor inside the shop is simple, with bright orange suns emblazoning the walls and an old-fashioned wall of wooden boards with menu items carefully painted onto the surface. There are small private stalls available, but most people eat at the small scattered tables throughout the shop or at the counter.




The specialty of Taiyou Ramen is *Atsui Karai Taiyou Ramen / Hot Spicy Sun Ramen*. It's an extremely spicy seafood-forward shio ramen bowl made with locally-grown ingredients. Because of its spiciness, one bowl comes with a challenge: if you can manage to eat this supremely spicy bowl in 20 minutes without drinking anything while you eat, you get the entire meal for free. If you actually do complete this challenge, you can get your name and picture onto the Hall of Fame list on the wall.

Southeast Station / Nantou Eki 「 東南駅 」

#nantou-station

Opening Hours: 24/7

Fees:

-  Base fare for the train is ¥20 per kilometer.
-  For buses, there is a flat ¥210 base fare for adults and ¥110 for children.
-  Prepaid cards offer discounts for both.

Nantou Station functions as both a train and bus station. The station and the platform are quite small and antiquated, making the location a must-see for trainspotters. It's cozy and comfortable with benches scattered everywhere for travelers to rest on. The buses run infrequently,

and one must grab a brochure to remember all the tiny spots the buses stop at.

Like all public transportation on Wakagaijima, Nantou Station predominantly uses prepaid contactless smart pass cards for all public transport: you flick it over the reader and it logs you in or notifies you of any mishap such as disrepair of your card or the lack of funds on it. For some reason, however, Nantou Station also allows you to buy tickets for the scenic train ride back to Hokuya, just for the novelty of paper tickets.

Nantou County / Nantou-gun

Dawn Inn / Akatsuki Ryokan 「暁旅館」

#akatsuki-ryokan

Room Fee: Around ¥18440 per night, though pricing goes down the more people book a room.

Opening Hours:

🏨 Check-in: 3pm onwards.

🏨 Check-out: by 11am.

Menu:

🏨 Akatsuki Ryokan offers various options for a full ryokan meal, with multiple courses featuring locally-sourced ingredients and traditional foods.

🏨 Dinner: 5pm - 9:30pm.

🏨 Breakfast: 7:30am -10am.

🏨 Last order half an hour before closure.

Akatsuki Ryokan is almost as old as the Nikkou-jo Museum, and some of the buildings predate it. The decor and buildings itself are of very high cultural and physical value. Because of the historical status of the hot springs and the cultural value it holds on Wakugaijima, this means that fees and prices can be very high at the ryokan. Akatsuki Ryokan is considered one of the most prestigious and authentic ryokans in Japan, even if it's less well-known than the famous Kyoto ryokans.

The ryokan offers 6-suite rooms for up to 6 people per room and 12 rooms for up to 4 people per room. They're floored with quality tatami and furnished with antiques. For the modern era, rooms also feature big flat-screen televisions and a high-fidelity sound system.

The onsen has remained very much the same as it has always been and is sporadically accessible to the public when the ryokan is experiencing a low season.

In the custom of many ryokans throughout Japan, Akatsuki Ryokan provides their customers with yukatas and other season-appropriate garments. The grounds feature a well-maintained karesansui-type garden, sharply contrasting with the lush promenade garden of Nikkou-jo. The customs can be new to both foreigners and Japanese alike, which is why [various resources exist for learning them](#).

Wakugaijima Shinmei Shrine / Wakugaijima Shinmei Jinja

「 梓外島神明神社 」

#wakugaijima-shrine

Opening Hours: 24/7

Wakugaijima Shinmei Shrine is located some distance away from the town of Gyousen, nestled between *Hi no Mori* and *Ekiteki Lake*. It's in an extremely scenic spot, with a tranquility to it that you cannot find anywhere else. The shrine's base is much older than Nikkou-jo. Historically, it remains unclear when it was built and by whom, though it is with the building of Nikkou-jo castle that the first records of a shrine dedicated to Amaterasu-omikami begin to appear. The Edo Period did not see many new shrines being constructed, so it is generally accepted the shrine was built before that period.

The grounds are extensive and well-kept, with the sacred part of the forest lined with shimenawa and off-limits in the very heart of the shrine itself. It is said there is a clear pond that reflects the sun even when the sun is not readily visible in a small clearing of the forest. There are facilities present that are commonly not present at smaller shrines, such as a stage for kagura dance and noh theater. Ema and omikuji can be obtained for a small fee. Wealthy patrons have donated many torii to the shrine, which can be seen on the path leading up to the top.

Despite its age, the shrine exhibits certain Buddhist architectural elements. There is no cemetery; instead, a traditional cemetery and Buddhist temple is located on the other side of the village.

Dew Field Farm / Tsuyuhara Noujou 「露原農場」

#tsuyuhara-farm

Entrance Fee:

👤 Adult: ¥1500

👦 Child: ¥800

👤 Tickets are available at lower prices if they're booked in advance at a konbini.

Opening Hours: 9am-5pm.

Tsuyuhara Farm is a fabulous place to spend a day at, especially for people who didn't grow up in the countryside. They have a wide variety of animals, such as farm animals, like cows, horses, and sheep, and smaller animals, like rabbits and chicken.

The farm is centered around showing people what farm life is like with a wide variety of activities available for small fees. You can learn to take care of bigger animals and pet the smaller ones under supervision. Learning to ride a horse is also possible here. And for those curious about the process of farm-to-table, you can also milk a cow or learn how to butcher.

Tsuyuhara also offers several events and competitions, such as speed-shearing sheep or riding demonstrations. There even is a piglet race: a child or an adult may "race" against others with piglets through a small obstacle course.

Tsuyuhara has a stand that has various animal products for sale, such as freshly butchered meat, woolen yarns, treated pelts, and fresh eggs. There are also stranger souvenirs included like farm animal bones and wooden animal carvings.

Joy Acreage / Yorokobi Tanbetsu 「喜び反別」

Plot Fee:

🏠 ¥2000 per every month the plot is in use.

🏠 Some smaller plots may be cheaper; some larger ones may be more costly.

🏠 Water, mulch and fertilizer are included in the plot fee.

Opening Hours: Always open.

Tsuyuhara Farm manages a communal garden called **Yorokobi Acreage**. It is accessible via a separate path around the farm or through the farm itself. You can grow anything you wish, from flowers to vegetables, as long as you keep your plot neat and don't harm anyone else's plot.

You may cross paths with some of the more experienced gardeners, who are happy to offer advice and help. Within the community, it's a public secret that some of the plot owners are far too old to properly care for their plots. It's customary for other gardeners to help them out in exchange for a portion of the resulting crops.

Droplet Lake / Ekiteki-ko 「液滴湖」

#ekiteki-lake

Ekiteki Lake is a scenic and clear lake, located on the western edge of Nantou County. Unlike the Gyousen hot springs, the water here is quite cold. On a sunny day, it is possible to see the lake's bottom and darting fishes as the shores are relatively clear of underwater plants. Don't let that fool you, as the center of the lake is far deeper than one would expect.

You may rent boats to explore the lake at the sturdy wooden dock that juts into the lake. Fishing is allowed here with gear available to rent, as long as you release any too-small fish back into the water. If the perpetually-cold water doesn't bother you in the summer, you can also go for a refreshing swim.

A paved pathway winds along one shore, hugging the waterline. It gives a good vantage point of the horizon for those who wish to take a nice walk. Where the waterway and lake meet, a large stone bridge stretches across. This bridge is a favorite location for many to watch boats pass by underneath and to take a breather on any of the stone benches lining either side.

Countryside / Inaka 「田舎」

#countryside

There's a lot of **countryside** around Nantou. Small dirt roads meander throughout the landscape, following hills and leading past old buildings and private property. There's a lot to see for a student that grew up in a city out here, from neat, square rice paddies to novelty tea plots and fields of crops waving in the breeze. On occasion, one may pass by a roadside stall, hawking local produce. Small roadside shrines pop up here and there, in honor of spirits and deities long forgotten but beautifully taken care of by local residents.

Because some roads are scenic, there are designated patches where picnic tables and groves of trees hang out for those wanting to take a breather.

Nansei / Southwest

「 南西 」

Nansei is the relatively wilder southwest region of the island. Wakugaijima may be small, but its flora and fauna are diverse and flourishing, giving the island an ethereal feeling. From ancient forests to fields and tidal pools, everything is bustling with life in the untouched nature under the shadow of the looming mountain.

Nansei County / Nansei-gun

「 南西郡 」

Fire Forest Camp Site / Hi no Mori Kyanpuba 「 火の森キャンプ場 」

#hi-no-mori-camp

The **Hi no Mori Campsite** is located next to the similarly-named forest, Hi no Mori 「 火の森 」. This forest was named after it caught fire due to a lava flow a long time ago, destroying much of the nature there. However, it's now as lush as ever, and a popular campsite for those seeking a quiet place in nature.

There are fire pits provided at each site, free to use as long as general fire safety guidelines are followed. Everything is very well-maintained, but the maintenance depends on the guests as well. Please remember to follow the nature reserve's regulations and to pack out your trash!

Afternoon Trail / Hirusugi Tozandou / 「 昼過ぎ登山道 」

#hirusugi-trail

Hirusugi Trail is a hiking trail that starts at the outskirts of Hi no Mori and goes up the side of Waku-san, getting steeper as you progress. In some places, the trail fades away among the trees and rocks or branches into other trails, making it necessary to carry a trail map as needed. Steeper portions are hewn into the rock itself as rough stone steps. The trailhead has large wooden billboards with beautiful etchings of a reserve map and information about the flora and fauna that can be found within the forest and the mountain.

For those that make the trek to the highest point of the trail, there's a plexiglass vantage point offering gorgeous views of Nansei County. It's right next to a waterfall as well, with the sound of rushing water only muffled by the occasional wind.

The trail branches off into other parts of the forest. Following a trail branch, hikers can reach a lava tube called *Endless Cave / Owari no Nai Doukutsu* 「終わりのない洞窟」. There are lights set up inside, revealing unique rock formations from ages past. The lava tube runs deep underground, offering many possibilities to explore. There's one area with occasionally malfunctioning lighting, so remember to grab someone's hand tightly and not to fret.

In the thickest parts of Hi no Mori, it's easy to find yourself lost here if you wander in from the meadows or off the hiking trails. Known as *Ancient Shadow Thicket / Mukashi no Kagehayashi* 「昔の影林」, the internet boards say it's a supernatural hotspot. If you ask the locals, they'll say that it's hallowed ground. Just based on hearsay, it seems like something to scoff at, until the trees grow so thickly woven together that they seem to block out the sun and remains of charred houses jut out from the ground. It's strange, really, how these remains haven't rotted away despite all these years. If you wander far enough into the thicket, you may find a mostly-intact Edo Period house among the leaves. Slightly blackened by fire with weathered walls and windows, you can trespass on the house if you're brave enough.

Or if you're not, leaving the thicket is a matter of turning around and walking back in the direction you came from.

Sky Flower Meadow / Kuuka no Souchi 「空花の草地」

#kuuka-meadow

Kuuka Meadow is a lush field of flowers located near Hi no Mori, stretching to the clearing's edges in the summer. In the winter, a colder wind blows, leaving an eerie beauty to the meadow. A slow-moving river runs through it, shallow enough for wading and hunting for smooth rocks. It's also a very good spot for firefly watching during the summer.

A special landmark in this beautiful area is called *Fart Rock / Onara Iwa* 「おなら岩」. In windy weather, this large and unique rock formation makes distinct and charming fart sounds, ranging from whistling to pooting. This

is possible due to small nooks, holes, and vegetation growing in the formation. There are seasonal changes to the sounds, but it never goes away.

Cornerstone Coast / Soseki Kaigan「礎石海岸」

#soseki-coast

Soseki Coast is a rocky coastal area with tidal pools full of exciting marine life to observe and a pebble beach. The area is peppered with riptides, making it dangerous to swim, but it's fun to look at the ocean waves.

There's a small communal fishing hut near the shore. Anyone is welcome to use it as long as they pitch in bait or other supplies to keep the hut stocked. The small dock can be used to fish and is in a quieter part of the coast, where fish naturally tend to gather.

There's a squared-off pool of lava, a strong reminder that the dormant volcano, Waku-san, isn't quite extinct yet. The pool is often crusted over as lava is exposed to the air, but if you're lucky, you might see a small explosion of lava and lots of steam and dramatics as some of it drops down into the sea from the cliffside.

Notes and Credits

- The channels may be liable to change, though an announcement will be given beforehand.
- If you think something is lacking or notice grammar errors in the English or the Japanese, please contact a member of the Mod Team via Discord DMs or via email at beyondua.official@gmail.com. Your feedback is valuable. Thank you!
- All conceptualization, map design, island name, and location ideas were pulled from former server members and public feedback from within the server. The BUA Mod Team would like to thank the members of BUA for their contributions!

Picture Sources

- “Wakugaijima”, a picture of Rishiri Island and Mount Rishiri. Source: X

- Wakugaijima maps created and finalized by members of the BUA Mod Team. 55555Compass clipart source: [X](#).