

Return of the King PC Widescreen Fix

This is a guide to help fix the issues of resolution while playing the PC version of Return of the King!!!

Thanks to Maxylobes for providing the widescreen fix (did not make it but gave it to the community)

Thanks to Zojalynx for creating this guide

Game Download:

<https://drive.google.com/file/d/1t9Rwxr7r11Yg6SNzv9OsJZZ1M1sjn8Bo/view?usp=sharing>

Installing the Game

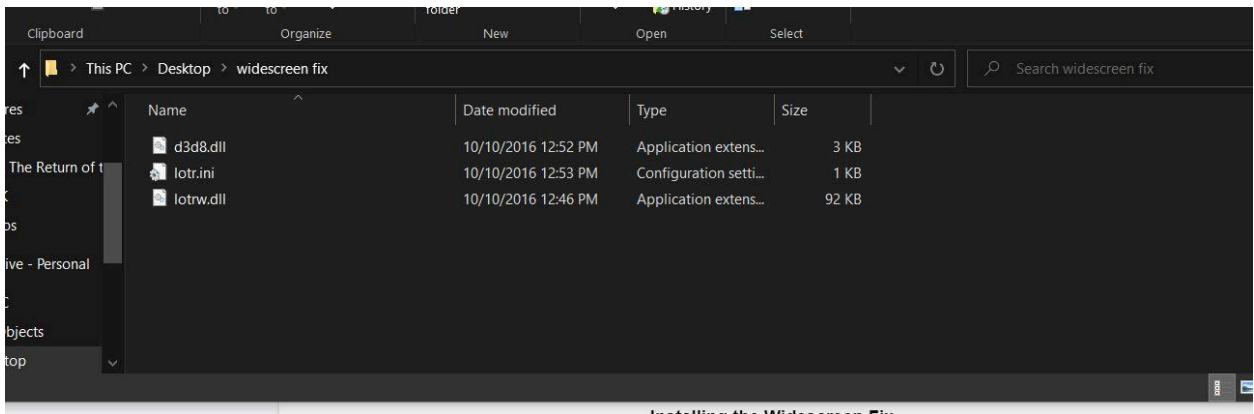
1. After you download this file extract it onto your desktop but keep it all together in one big file
2. Check to see if the game runs via ROTK.exe that is your game file
3. NOTE: The game will go immediately into the first level if there is not save data here already this is normal.

Widescreen Fix

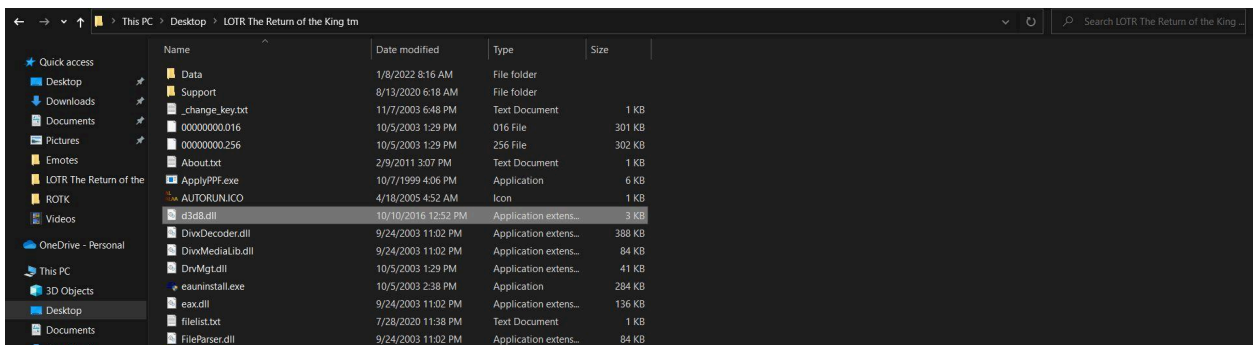
https://drive.google.com/file/d/1VCeKT9vmDFo5G6V6-HVrJj5qWRJzt_cF/view?usp=sharing

Installing the Widescreen Fix

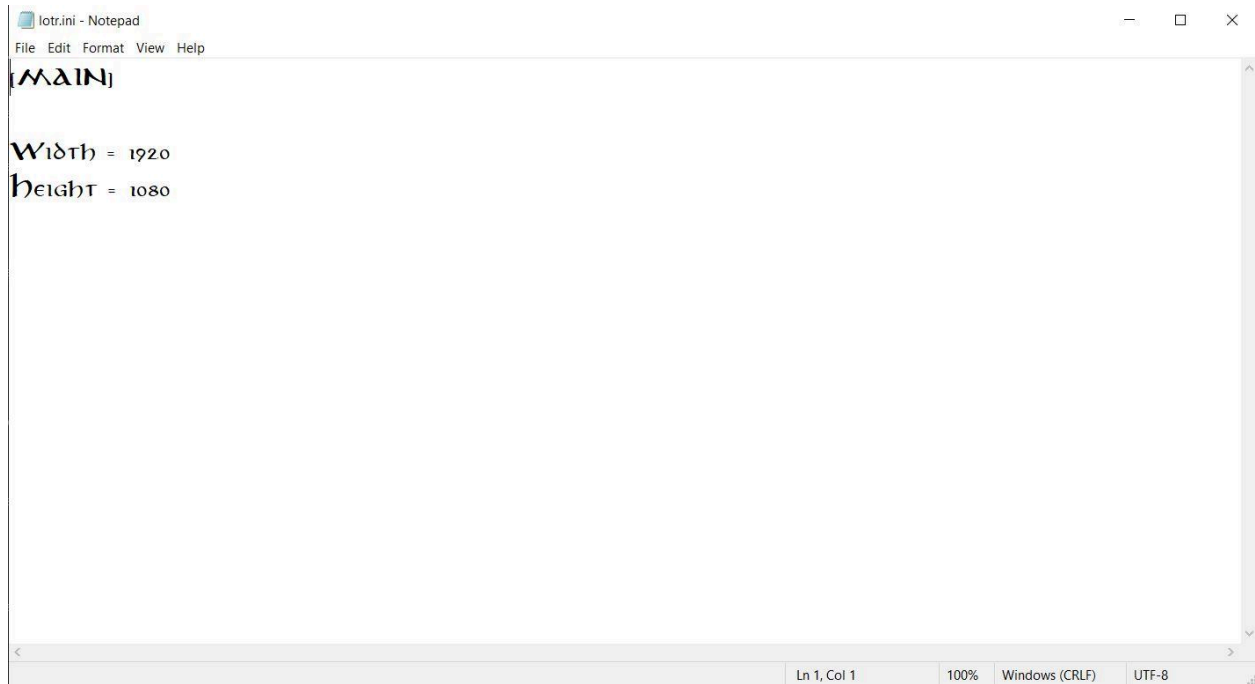
1. Download this and extract it onto your desktop
2. Keep a folder on your desktop for you to keep
3. Drag the files within the folder into your game folder in the same area as the .exe



Installing the Widescreen Fix



4. Go into the lotr.ini folder and change the resolution to match your monitor



```
lotr.ini - Notepad
File Edit Format View Help
[MAIN]
Width = 1920
Height = 1080
Ln 1, Col 1 100% Windows (CRLF) UTF-8
```

NOTE: When you launch the game after this it will be that resolution BUT it will NOT show up in your config menu within the game itself. It just shows it as the max that the game natively gives you.