






<p>LOOK</p> 	<p>Look at the word. How many parts are there? What are the tricky bits? Can you find any spelling patterns?</p>
<p>SAY</p> 	<p>Say the word to yourself. Break the word into syllables. How many parts are there? What sounds can you hear?</p>
<p>COVER</p> 	<p>Cover up the word so you cannot see it. Picture the word in your mind.</p>
<p>WRITE</p> 	<p>Write down the word, remembering how it sounds and what it looks like.</p>
<p>CHECK</p> 	<p>Check to see if it is correct. Tick the letters you got correct. Write the word correctly if you made any mistakes.</p>

Spellings:

Remember to use the look, say, cover, write check strategy when learning new spellings.

Use a whiteboard or paper to practice spellings with this strategy.



Practice your typing skills at home using BBC Dancemat!

[Click here for Dancemat](#)

Capital Letters and punctuation:

[Click here for youtube video on capital letters](#)

[Click here for links to games on capital letters and punctuation](#)

Dolch Lists:



Review reading and spelling dolch words:

[Click here!](#)



Sign up to www.education.com as a student to access grammer games.

If you need help with anything or have any questions please email : mdesmond@scoiltreasanaofa.ie