

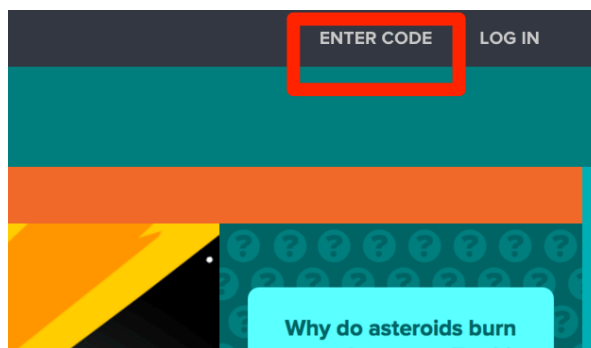
## Creating a My BrainPOP Teacher Account

To begin, you will need an “**educator code**” that will connect your new personal account to your specific school. To get your “educator code,” ask the BrainPOP contact at your school or go to [www.brainpop.com](http://www.brainpop.com), [jr.brainpop.com](http://jr.brainpop.com), or [ell.brainpop.com](http://ell.brainpop.com) and click **ENTER CODE**. Select **WHAT’S A CODE**, then **NEED HELP GETTING AN EDUCATOR CODE?**, and BrainPOP’s system will help you find it.\*

When you have the “educator code,” follow the directions below.

**Educator Code** \_\_\_\_\_

1) Go to [www.brainpop.com](http://www.brainpop.com), [jr.brainpop.com](http://jr.brainpop.com), or [ell.brainpop.com](http://ell.brainpop.com) and click on the **ENTER CODE** button in the upper right-hand corner of the screen.

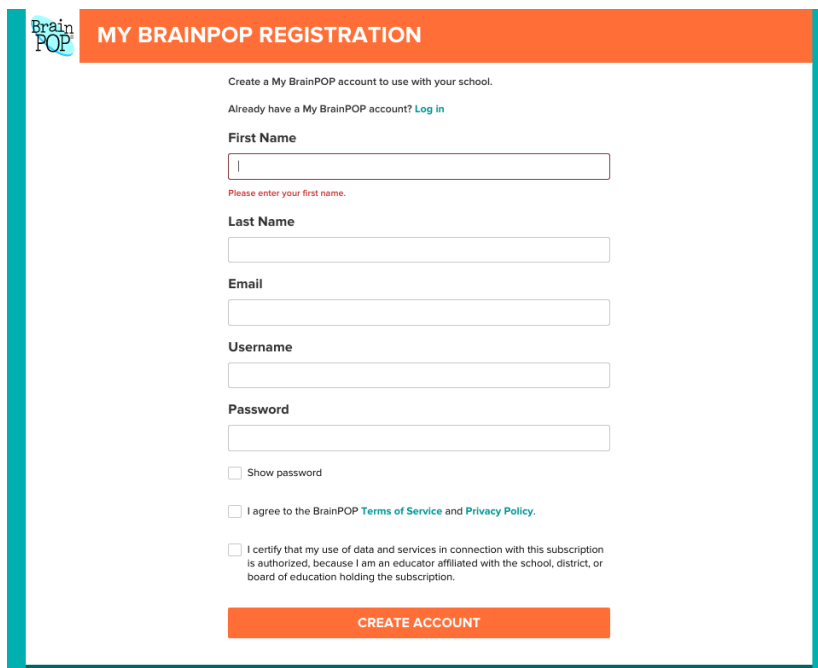


2) Enter your **educator code** in the box.

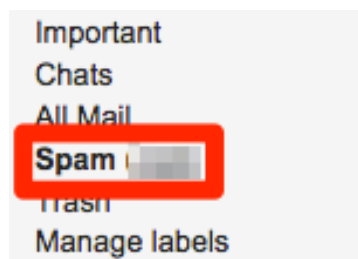
3) You'll be prompted to complete the registration form to create your own account.

If creating a *new* account, complete the form and then click **Create Account**. A verification email will be sent to the email address you provided.

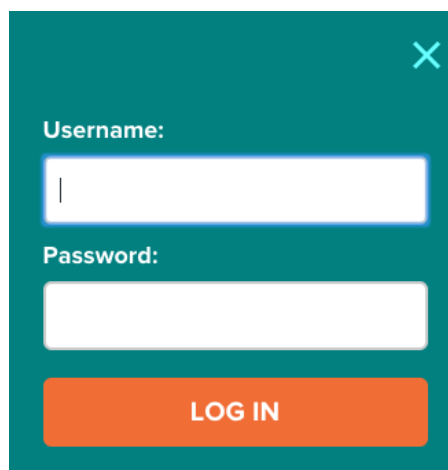
If you already have a My BrainPOP account associated with a different school, you may continue to use it; you'll just need to relink it to your new school. To do so, simply click **LOG IN** and follow the prompts.

The image shows a registration form titled "MY BRAINPOP REGISTRATION" with a BrainPOP logo. It includes fields for First Name, Last Name, Email, Username, and Password. There are checkboxes for "Show password", "I agree to the BrainPOP Terms of Service and Privacy Policy", and a certification statement for educators. A "CREATE ACCOUNT" button is at the bottom.

4) **Verification emails often land in spam folders**, so be sure to check there if you do not receive the email in your inbox.



5) After activating your personal account, be sure that's the one you log in with. **Do not use the school's generic username and password or you won't be able to access all of My BrainPOP's features.**

The image shows a login form with a teal background and a white 'X' in the top right corner. It has fields for "Username:" and "Password:", and a "LOG IN" button at the bottom.

\*If you have trouble obtaining your educator code or need assistance, don't hesitate to email: [mybrainpop@brainpop.com](mailto:mybrainpop@brainpop.com) or call our help line at 866.542.7246.