

Monthly School Board Report

School: Middle School
Submitted by: Heidi Stanley
Date: 11/3/2020

Enrollment:

	6th	7th	8th	Total
August	157	169	136	462
September	151	161	124	436
October	152	161	124	437
November	150	160	124	434
Edmentum / SLO ** # in parenthesis indicates the starting number	2 (5) / 9 (15)	0 (2) / 5 (9)	5 (8) / 5 (7)	7 (15) / 19 (31)

Average Daily Attendance: 91.8% (October)

Goal: 100%	Previous Month: 94.53% (September)	Year to Date: 93.42%
-------------------	--	--------------------------------

Implementation of Professional Development and Curriculum Materials:

Current Building PD Focus:

PBIS: We have our RAMS WAY store up and running! Students are responding positively to this. Our focus area this month is entering the classroom appropriately.

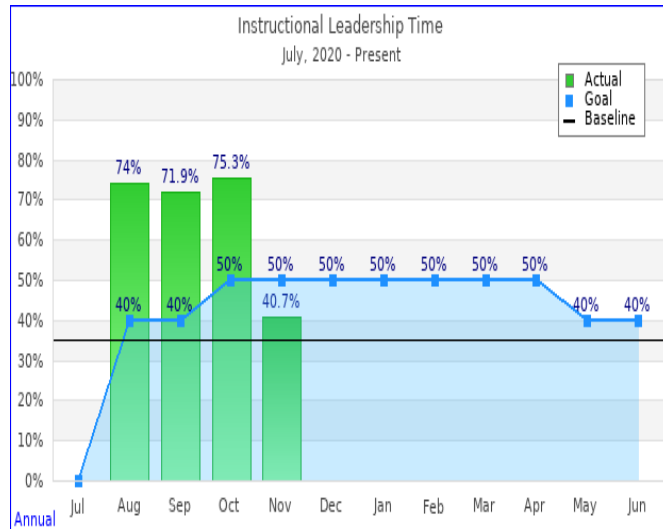


Walkthrough Focus:

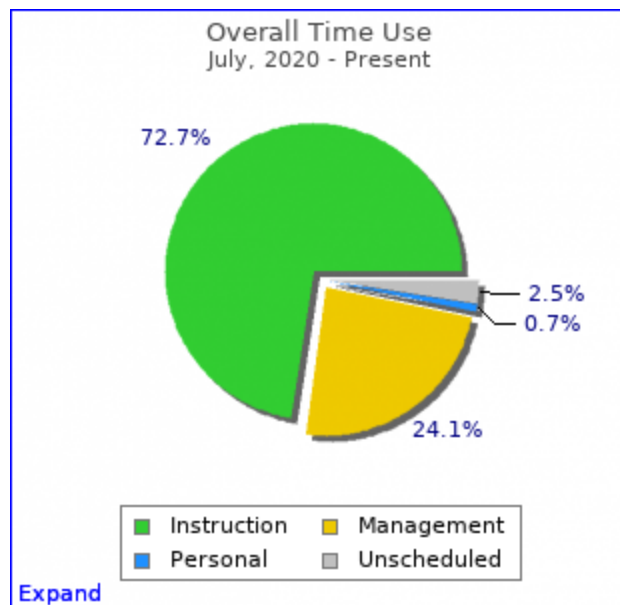
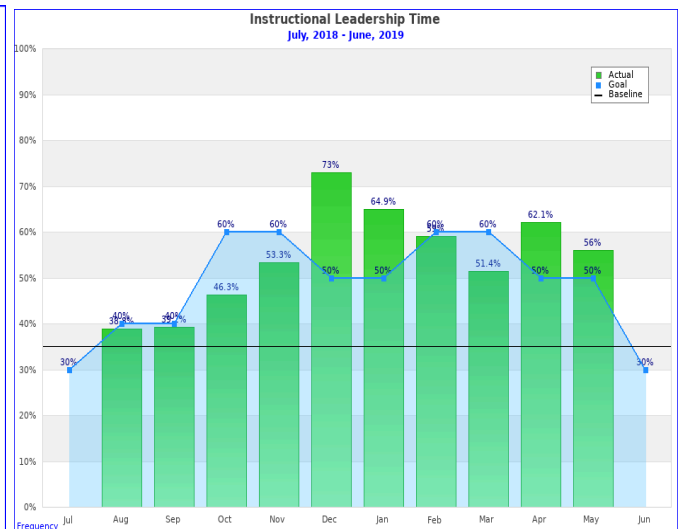
This month's walkthrough focus continues to be on learning targets (Cluster 1). I will also be providing feedback on specific engagement strategies (Cluster 4) seen during walkthroughs. I continue to be impressed by the efforts being made by teachers to work with both in person and remote learners to ensure each student is successful.

SAMs (School Administration Manager) Data: We are in our third year of using the National SAM Innovation Project. The SAM process uses a data collection process to determine how much time principals are spending on instructional, management, and personal time. Mrs. Hanson and I meet with our SAM coach monthly to discuss the data and for professional development support. The chart below is the data on how much time is spent on instructional support throughout the day. This can include IEP meetings, SAT meetings, PLCs, CCC, PD, as well as actual time spent in the classroom.

2020-21 year



2018-19 year



	Instructional	Management	Personal	Unscheduled
Baseline (8/2018)	38.8%	37.4%	0%	23.8%