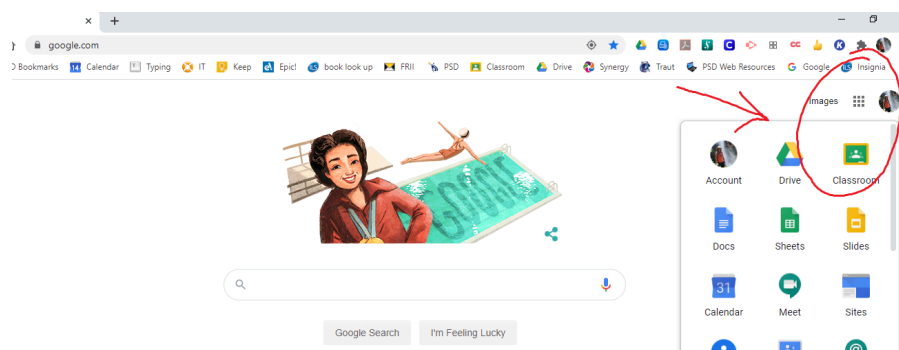


Google Meet

Google Meet is a virtual platform for our Google Classroom to have class together, online. We will access it from the home page, or “Stream” tab in our Google Classroom. Your child must be logged into Google with their PSD ID and password to access Google Classroom and Google Meets. Many other PSD resources require being logged into Google Chrome, in the Chrome web browser (as opposed to Microsoft Edge, or Firefox). For this reason I recommend using and logging into Chrome rather than just Google. Instructions for that are [here](#).

Once you are logged into Chrome with PSD credentials:

- Go to www.google.com
- Click on the waffle in the upper right corner of your screen
- Click on the Google Classroom icon



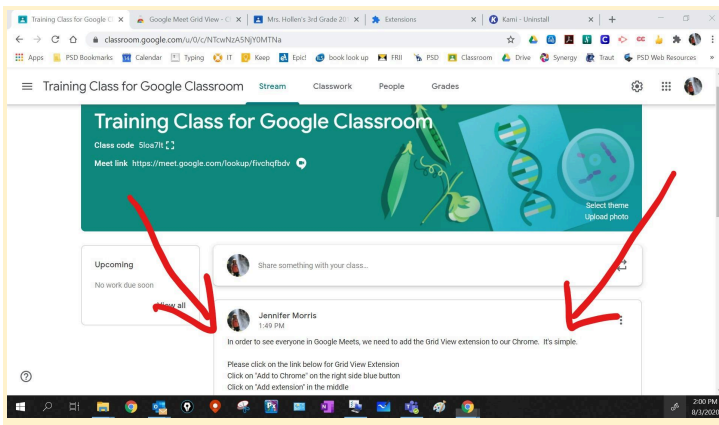
This will open your Google Classroom. All classes you are enrolled in will show up here. It's a great idea to bookmark this page (click the star in the browser address bar, turn it blue, and click done) for easy access, as you can see I have done in this picture.

You will see an invitation to join your teacher's class. Click “Join”.

This will open you to the “Stream” page of his/her Google Classroom. The meet link is on this page.

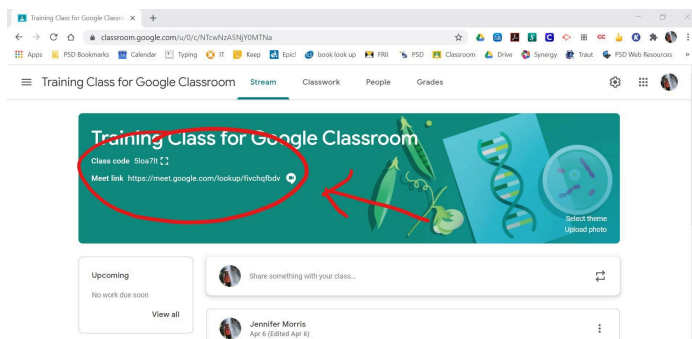
THE FOLLOWING SECTION IN YELLOW ABOUT GRID VIEW EXTENSION IS NOT CURRENTLY RELEVANT. PSD HAS THIS BLOCKED FOR STUDENTS, AND WE ARE WORKING TO GET IT OPEN. WE WILL LET YOU KNOW WHEN IT IS ACCESSIBLE. WE'RE VERY SORRY FOR THE CONFUSION. Google Meet still functions normally without this; just not as many faces!

Before our first Google Meet meeting, in order to see everyone, we need to install a quick extension to your Chrome. I've posted the instructions on my Stream. It's super simple- just a couple of clicks. If you had this extension last year, please remove it and then add it again; it has changed, and the 2 versions don't play nicely.

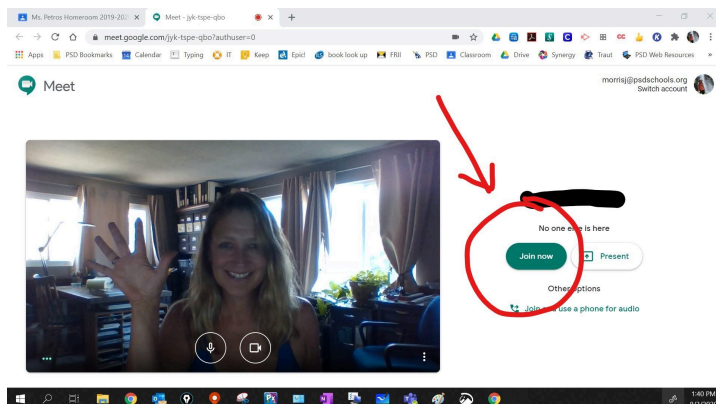


Once you have added your Grid View, you are ready for a Meet.

At the scheduled time, to join a Google Meets meeting, you simply go to the proper Classroom, and click this link.



If the teacher has not yet started the class, students will be advised they cannot create a meeting, and be redirected to the home screen. Once the teacher has opened the class, the “Join” button will appear. Click “Join”. It is advisable to mute your microphone prior to entering if many people are expected to attend, to prevent feedback.



As friends join the meeting, we'll see their faces appear on the screen! We'll “see” you soon!