








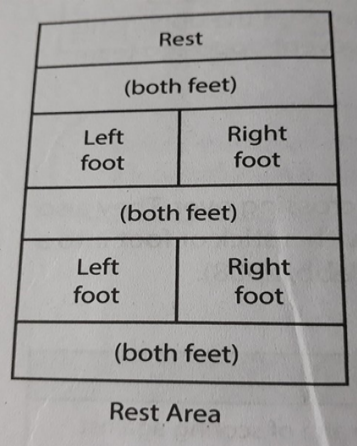
 GRADES 1 to 12 DAILY LESSON LOG	School:		Grade Level:	VI
	Teacher:	Credit to the author of this file	Learning Area:	MAPEH
	Teaching Dates and Time:	DECEMBER 12-16, 2022 (WEEK 6)	Quarter:	2ND QUARTER

	MONDAY	TUESDAY	WEDNESDAY	THURSDAY	FRIDAY
I. OBJECTIVES					

A.Content Standards	The learner understands the importance of keeping the school and community environments healthy.	Demonstrates understanding of participation in and assessment of physical activities and physical fitness.		Demonstrates understanding of shapes, space, colors, and the principles of emphasis, harmony and contrast in digital painting and poster design using new technologies.	Demonstrates the concept of melody by using intervals in the major scale and in the minor scale.
B.Performance Standards	The learner demonstrates practices for building and maintaining healthy school and community environments.	Participates and assess performance in physical activities. Assesses physical fitness		Applies concepts on the use of software in creating digital paintings and graphic design.	Applies learned concepts of melody and other elements to composition and performance.
C.Learning Competencies/Objectives	Describes Proper Ways of Waste Disposal H6CMH-II-f-6	Assesses regularly participation in physical activities based on the Philippines physical Activity Pyramid PE6PF-IIb-h-18 Observes safety precautions PE6GS-IIb0-h-3 Explains the nature background of the games PE6-IIb-1 Describes the skills involved in the games PE6GS-IIb-2		Appreciates the elements and principles applied in lay outing A6PR-II-f	Sing and plays solo or with group, melodies/ songs in c major, G. major, and f major MU6ME-IIa-3
II.CONTENT	Proper Waste Management	Assessment of Physical Activities and Physical Fitness Invasion Game: Hopscotch (Piko)Chinese garter		Digital Painting Graphic Design(Poster)	Melody
III.LEARNING RESOURCES					
A.References					
1.Teacher’s Guide pages					
2.Learners’s Materials pages					Misosa module 14 Module 3,4 and 6
3.Textbook pages	Enjoying Life trthough Music, Arts, Physical education and Health 6 pp.46-53	The 21st Century MAPEH in Action, p.206-207		Enjoying Life trthough Music, Arts, Physical education and Health 6 pp. 54-58	
4.Additional materials from learning resource (LR) portal	K to 12 basic education curriculum Guide 6				
B.Other Learning Resource	LCD Projector, Netbook, Powerpoint, cut-outs, lapel	LCD Projector, lapel, Netbook, Powerpoint, lapel, Chalk, pamato		Projector, Powerpoint presentation, netbook, gadgets	

IV.PROCEDURES					
A.Reviewing previous lesson or presenting the new lesson	<p>Recall the different types of wastes. (Teacher should prepare cut-out letters for this activity.)</p> <p>Each group has jumbled words that they should arrange as fast as they could. The first group who will do it correctly wins.</p> <p>Ask: 1. How can we lessen the wastes or garbage in our home? In our school? In our community?</p> <p>2. What are the practices that you do? (Process all the answers)</p>	<p>What games have you played with your friends and classmates?</p>	<p>What game have we played yesterday?</p> <p>What local materials did we use?</p> <p>How to play piko?</p>	<p>What was the most attractive poster you have ever seen? Explain what it looks like and why you like it?</p>	 <p>What key is shown in the staff?</p>  <p>What key if it has one sharp? Where is do located?</p>  <p>What is the key signature if there is one flat? Where in the staff is flat located?</p>
B.Establishing a purpose for the lesson		<p>Show a picture of children playing "Piko"</p>  <p>What do you call this game?</p> <p>How to play this game?</p>	<p>Would you like to play another traditional game?</p> <p>Can you guess this game?</p>  <p>Do you know how to play this game?</p>	<p>Show a sample of poster</p> <p>What do we call it? What elements do you see in this poster?</p>	 <p>do located? What musical symbol can you see in the staff?</p>
C.Presenting Examples/ instances of the new lesson		<p>Let the pupils view a video on how to play piko.</p> <p>https://www.youtube.com/watch?v=6Od2e117Nzc</p>	<p>Video watching:</p> <p>"Chinese garter"</p> <p>https://www.youtube.com/watch?v=XCwVP8exQ-c</p>	<p>Show another sample of a poster, let them study the elements and principles used</p>	<p>Let the pupils listen to the song as the teacher plays the recorder or lapel. Pupils try to learn the song.</p>

<p>D.Discussing new concepts and practicing new skills #1</p>	<p>Show them pictures:</p> <p>A</p>  <p>B.</p>  <p>Let the pupils describe each container in the picture A and B. (Annex 1)</p>	<p>What is Piko?</p> <p>How do we play piko? What do we need in order to play Piko?</p> <p>What are the different rules to foloow in pkaying Piko?</p>	<p>How to play chinese garter?</p> <p>What localize material can we use to play chinese garter?</p>	<p>What is a poster?</p> <p>What elements and principles are used in lay outing this poster?</p> <p>Why are posters created?</p>	<p>O, Nanay Ko!</p>  <p>What is the tilte of the song? What key signature?</p>
<p>E.Discussing new concepts and practicing new skills #2</p>	<p>Ask. Why do we need to put our waste in the right container? What can you say about the phrase “May Pera sa Basura”?</p> <p>Teacher will post on the board the terms:</p> <ul style="list-style-type: none"> Biodegradable, Non-biodegradable, Reuse, Reduce and Recycle. <p>Describe the difference of each terms briefly.</p> <p>Reduce- to make (something) smaller or lesser in amount. Examples: purchasing items with less packaging, minimizing food waste by planning every meal, buying things that you only need.</p> <p>Reuse – to use (something) again.</p>	<p>Rules to follow:</p> <p><u>Objective:</u> To hop and jump on each square using one or both feet without stepping on the lines</p> 	<p>Teacher prepares the playing area and show actual demonstration of playing chinese garter.</p>	<p>Let the pupils design and create a poster by using the MS Publisher</p>	<p>Listen as I play the song, then try to sing it by following the tune of the song.</p> <p>Group the pupils into 4 then allow them to choose which song they are going to sing.</p> <p>Give them ample time to practice.</p>

	<p>Examples: carrying eco-freindly bags when buying product, using reusable tumblers and food containers.</p> <p>Recycle- to make (something) from things that have been used before.</p> <p>Examples: using food waste as plant fertilizer (composting), recycling high grade paper into low-grade paper (news-print), using tires/PET bottles as plant pots.</p> <p>Biodegradable- capable of being decomposed by bacteria or living organism.</p> <p>Examples: animal and human wastes (manure), dry leaves/twigs, spoiled food, dead animals etc.</p> <p>Non-biodegradable – type of waste that can’t be broken down into its base compounds.</p> <p>Examples: radioactive material, metal, rubber, needles, electronic parts etc.</p>	<p>Warm up exercises</p> <p>Execution of the invasion game in outdoor.</p> <p>Instruct the learners to perform warm-up exercises to prevent injury and muscle pain.</p> <p>a.head bending b.neck twisting march in place c.arms stretch d.hands shake e.knee rotation f.feet shake</p>			
F.Developing Mastery	<p>Activity: “SINGING”</p> <p>Song: Waste Disposal Method</p> <p>Tune: “Are you sleeping, brother John”</p> <p>Waste disposal, waste disposal Proper waste disposal Reduce, reuse, recycle Landfill and composting Separation and combustion</p>	Pupils execute the game while the teacher supervises.	Pupils perform the chinese garter as the teacher supervises	Hands on! Teacher supervises	Group presentation
G.Finding Practical application of concepts and skills in daily living	<p>What do you do to make your home, school, and community clean?</p> <p>Why do we need to implement proper wastes disposal?</p>	<p>What instances can we relate in our daily life the game Piko?</p> <p>Why should we not forget our laro ng Lahi games?</p>	<p>What skills did you develop while playing the chinese garter?</p> <p>In what activity at home can you apply these skills?</p>		<p>Why do we need to sing listen to a song intently?</p> <p>Why are songs important to us?</p>
H.Making generalization and abstraction about the lesson	Describe the proper ways of disposal?	Piko is a game where players play in a drawn rectangular-shaped box	How is chinese garter being played?	Purpose of a poster Is to communicate a message.	

	What are the benefits of practicing proper waste disposal?	with usually 10 sections. It can be played individually or by teams. They need a stone (pamato) and the enjoyment begins.		Posters should be engaging enough to capture their attention because it is a powerful tool to inform, persuade or promote. Elements and principles used are color, shape, form, texture, line, emphasis, harmony and contrast																	
I.Evaluating learning	Write T if the statement is true and F if the statement is false . ___ 1. We can recycle the glass bottles and jars. ___ 2. Plastics can be reduced if we use it properly. ___ 3. Spoiled foods can be used as fertilizer. ___ 4. Junked papers like news papers are not recyclable. ___ 5. Old clothes can be used as a new one.	List down five(5) skills that you developed in the game” Piko”	Did you enjoy the game? What skills did you learn ? When you lose the game, what value did you show?	Use the rubrics in grading the output of each pupil <table><tr><td>CRITERIA</td><td>5</td><td>3</td><td>1</td></tr><tr><td>Relevance to the theme</td><td>Very relevant to the theme or topic</td><td>Relevant to the theme or topic</td><td>Irrelevant to the theme or topic</td></tr><tr><td>Creativity</td><td>Demonstrate originality, fluency, flexibility and elaboration</td><td>Demonstrate 3 Of 5 components of creativity</td><td>Demonstrate 1 component of creativity</td></tr><tr><td>Visual Impact</td><td>Illustration is very clear and very</td><td>Illustration is clear and quite</td><td>Illustration is unclear and unre</td></tr></table>	CRITERIA	5	3	1	Relevance to the theme	Very relevant to the theme or topic	Relevant to the theme or topic	Irrelevant to the theme or topic	Creativity	Demonstrate originality, fluency, flexibility and elaboration	Demonstrate 3 Of 5 components of creativity	Demonstrate 1 component of creativity	Visual Impact	Illustration is very clear and very	Illustration is clear and quite	Illustration is unclear and unre	Giving grade using rubrics to the group presentation
CRITERIA	5	3	1																		
Relevance to the theme	Very relevant to the theme or topic	Relevant to the theme or topic	Irrelevant to the theme or topic																		
Creativity	Demonstrate originality, fluency, flexibility and elaboration	Demonstrate 3 Of 5 components of creativity	Demonstrate 1 component of creativity																		
Visual Impact	Illustration is very clear and very	Illustration is clear and quite	Illustration is unclear and unre																		

						realis tic	reali stic	alisti c	
J.additional activities for application or remediation		Draw/ cut a picture of game Piko or Chinese garter then write a simple explanation on how to play the game paste it in your portfolio		Continue the unfinished work					Copy a song in C Major,G Major and F major place it in your portfolio
V.MGA TALA									
VI.PAGNINILAY									
A.Bilang ng mag-aaral na nakauha ng 80% sa pagtatayao.									
B.Bilang ng mag-aaralna nangangailangan ng iba pang Gawain para sa remediation									
C.Nakatulong ba ang remedial? Bilang ng mag-aaral na nakaunawa sa aralin.									
D.Bilang ng mag-aaral na magpapatuloy sa remediation									
E.Alin sa mga estratehiyang pagtuturo ang nakatulong ng lubos?Paano ito nakatulong?									
F.Anong sulioranin ang aking naranasan na solusyunansa tulong ng aking punungguro at superbisor?									
G.Anong kagamitang panturo ang aking nadibuho nanais kong ibahagi sa kapwa ko guro?									