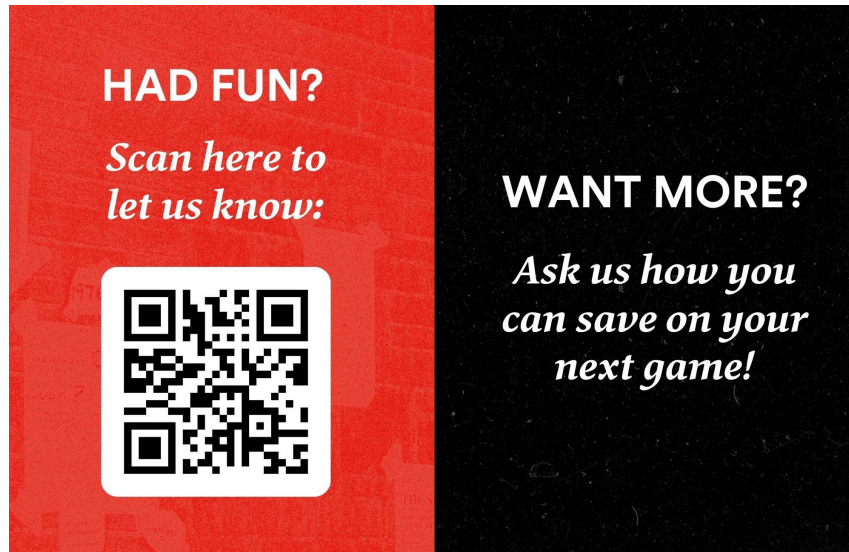


New Google Review Code and Rebooking Sign



We have a new sign to go on the back of your room photo boards 🤗

After taking a group photo, just flip the sign over, ask for a review, and tell them about our [savings options](#)!

Access the File

1. [Access the file through Canva](#)
2. Locate the page with your QR code
3. In the top right corner, click share
4. Click download
5. Click on select pages
6. Download your page

Before ordering, **test the QR code on the page you printed to make sure it goes to your store!**

Ordering Instructions

1. Go to vistaprint with this link: <https://www.vistaprint.com/signs-posters/posters>
2. For the settings, you'll want to choose the following:

Orientation

Horizontal

Vertical

Size

11" X 17" 

Paper Stock

Semi-Gloss 

Lamination


Lamination

No Lamination

Quantity


5 (\$5.27 / unit) 


- a. Orientation - Horizontal
 - b. Size - 11"x17"
 - c. Paper Stock - Semi-Gloss
 - d. Lamination - Lamination
 - e. Quantity - Select however many rooms you have
3. Then select "UPLOAD DESIGN"
4. On the next screen you'll see a popup that allows you to select your file. Click on "UPLOAD FROM THIS DEVICE" and select your Photo Board PDF.

Select an image 

Please make sure that your image resolution is at least 300 dots per inch and uses an accepted format:

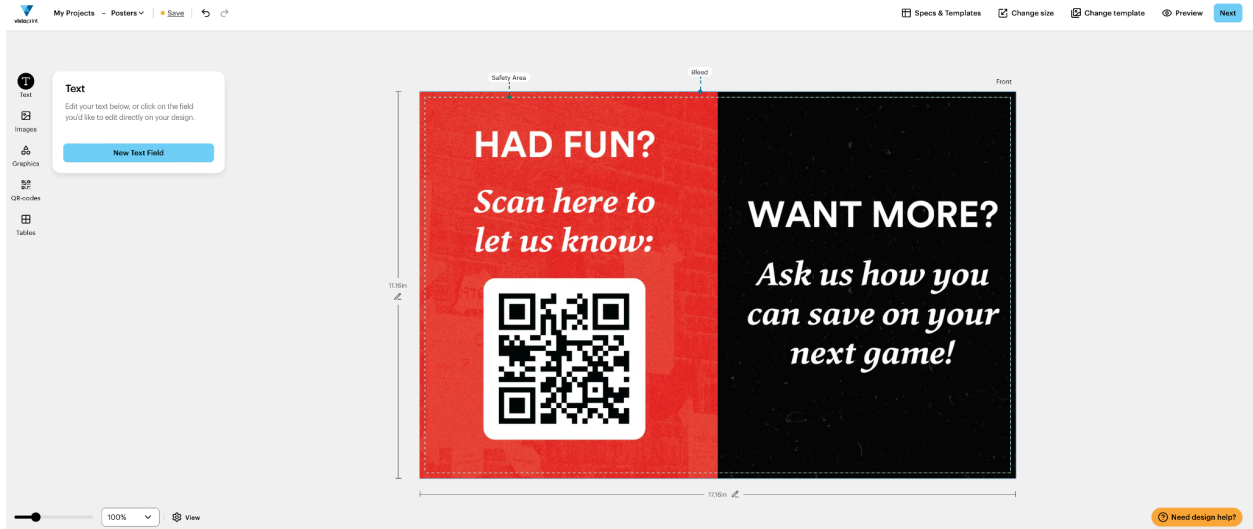
.jpg, .jpeg, .jfif, .bmp, .png, .gif, .heic, .svg, .webp, .pdf, .psd, .ai, .eps, .ait, .ppt, .pptx, .tif, .tiff

 Upload from this device

 Upload from phone

Recently Uploaded

5. When you get to the editing screen, ensure the file uploaded correctly. You won't need to click on anything but "NEXT" in the upper right hand corner.



6. On the next screen, click the checkbox and then CONTINUE

☒ I have reviewed and approve my design.

[Continue](#)

[Edit my design](#)

7. The website will try to show you “Related Items” to purchase. Just click on CONTINUE in the bottom right corner until you’re taken to the cart.

8. Check out!

9. Once you receive your prints, attach them to your photo board signs.

Contact Faith Neece with any questions!